



FRESNO REGIONAL WORKFORCE DEVELOPMENT BOARD

Workforce Development Board

June 7, 2023 @ 4:00 p.m.
Workforce Connection
3170 West Shaw Avenue
Room 105
Fresno, CA 93711

Mission Statement: The Fresno Regional Workforce Development Board exists to oversee the optimal administration of Workforce Innovation and Opportunity Act funds in the Fresno region. In serving both the business community and the individual job seeker with the provision of human capital development services, we hope to foster the economic vitality of the Fresno region.

REMINDER: PLEASE TURN OFF CELL PHONES OR PUT ON VIBRATE

1. ROLL CALL
2. COMMENTS BY FRWDB CHAIR AND/OR EXECUTIVE STAFF
3. AGENDA CHANGES: REMOVAL OF ITEMS OR EMERGENCY ADDITIONS
4. ABSTENTIONS/RECUSALS/DISCLOSURE OF POTENTIAL CONFLICTS OF INTEREST
5. PUBLIC COMMENT

Item #	Description	Presenter	Enclosure	Action	Page #
6.	Committee Reports Adult Council – Chuck Riojas Executive Committee – Dennis Montalbano Youth Council – Vasili Sotiropulos		No	Information	--
7.	Board Member Spot Light	Konczal	No	Information	--
8.	In the Community – Marketing Update	Espinosa	No	Information	--
9.	Approval of the March 1, 2023, Meeting Minutes	Konczal	Yes	Approve	6
10.	April 2023 Financial Report	Konczal	Yes	Accept	11

ACCOMMODATIONS FOR PERSONS WITH DISABILITIES

Disabled individuals and individuals who are limited English proficient who need special assistance to attend or participate in this meeting may request assistance by contacting the Fresno Regional Workforce Development Board, at 2125 Kern Street, Suite 208, Fresno, California, or by calling (559) 490-7100. Every effort will be made to reasonably accommodate individuals with disabilities or who are limited English proficient by making meeting materials available in alternative formats. Requests for assistance should be made at least three (3) working days in advance of the meeting.

Item #	Description	Presenter	Enclosure	Action	Page #
--------	-------------	-----------	-----------	--------	--------

CONSENT ITEMS

11. Approve Consent Item (A1 – C6). *Items pulled from consent will be handled with the other regular items at the end of the agenda, including any information items that are pulled.* Approve

CONSENT ITEMS SUBMITTED BY ADULT COUNCIL

A1	Ratification of Adult Council Members	Konczal	Yes	Ratify	19
A2	High Road Training Partnerships Resilient Workforce Fund Grant Allocations and Contract Awards	Xiong	Yes	Approve	20
A3	High Road Construction Careers Resilient Workforce Fund Grant Allocations and Contract Awards	Xiong	Yes	Approve	22
A4	Good Jobs Challenge Grant Allocations and Contract Awards	Xiong	Yes	Approve	23
A5	Workforce Innovation and Opportunity Act Adult and Dislocated Worker Funding Recommendation for Program Year 2023-2024	Konczal	Yes	Approve	24
A6	Third Quarter Local Performance Results Reports for Program Year 2022-2023	Stogbauer	Yes	Accept	27
A7	Third Quarter Providers of Services' Monitoring Report for Program Year 2022-2023	DeWitt	Yes	Accept	34
A8	Third Quarter Providers of Services' Customer Complaint Report for Program Year 2022-2023	DeWitt	Yes	Accept	37
A9	Third Quarter Job Seeker Customer Satisfaction Report for Program Year 2022-2023	DeWitt	Yes	Accept	39

CONSENT ITEMS SUBMITTED BY EXECUTIVE COMMITTEE

B1	Workforce Innovation and Opportunity Act Adult and Dislocated Worker Funding Recommendations for Program Year 2023-2024	Konczal	Yes	Approve	43
B2	Workforce Innovation and Opportunity Act Youth Funding Recommendations for Program Year 2023-2024	Konczal	Yes	Approve	48
B3	Program Year 2023-2024 Agency Budget and Personnel Plan	Konczal	Yes	Approve	53

CONSENT ITEMS SUBMITTED BY YOUTH COUNCIL

C1	Ratification of New Youth Council Members	Konczal	Yes	Ratify	60
C2	Youth Program Services Contract Awards for Program Year 2023-2024	Stogbauer	Yes	Approve	61
C3	Youth Work Experience Expenditure Report	Stogbauer	Yes	Accept	66
C4	Local Performance Results Reports	Stogbauer	Yes	Accept	67

Item #	Description	Presenter	Enclosure	Action	Page #
C5	Young Adult Satisfaction Reports	DeWitt	Yes	Accept	75
C6	Providers of Services' Monitoring Reports	DeWitt	Yes	Accept	77

NON-CONSENT ITEMS

12.	Recognition of Board Anniversaries	Montalbano	No	Information	--
13.	Information Sharing	WDB Members	No	Discussion	--
14.	Agenda Items for September 6, 2023, Meeting	Konczal	No	Discussion	--
15.	Meeting Feedback	Konczal	No	Discussion	--

**FRESNO REGIONAL WORKFORCE DEVELOPMENT BOARD
2023 ATTENDANCE RECORD**

DIRECTORS	3/1/2023	6/7/2023	9/6/2023	12/6/2023
Shayn Anderson State of CA Department of Rehabilitation	--			
Stephen Avila Grundfos Pumps	P			
Lenora Lacy Barnes State Center Federation of Teachers	P			
Paul Bauer Sagaser, Watkins and Wieland, PC	P			
Edgar Blunt IMAGO	P			
Alysia Bonner SEIU 521	P			
Carole Goldsmith State Center Community College District	--			
Jeffrey Hensley Hensley Associates	P			
Mike Karbassi Fresno City Council	P			
Wyatt Meadows Operating Engineers Local 3	P			
Terry Metters, Jr. Pacific Gas & Electric Company	A			
Scott Miller Gazebo Gardens, Inc.	P			
Dennis Montalbano German Auto Repair	A			
Alisha Morgan Kaiser Permanente	P			
Joe Olivares TransAmerica	P			
Sal Quintero Fresno County Board of Supervisors	P			
Chuck Riojas Fresno, Madera, Tulare, Kings Building Trades	P			
Vasili Sotiropulos Hyatt Real Estate	P			
Shelly Tarver Employment Development Department	A			

**FRESNO REGIONAL WORKFORCE DEVELOPMENT BOARD
2023 ATTENDANCE RECORD**

DIRECTORS	3/1/2023	3/6/2023	9/6/2023	12/6/2023
Sandra Vicente Union Bank	P			
Lydia Zabrycki CAPTRUST	P			
Chris Zeitz Fresno County Economic Development Corporation	--			
Ken Price (Counsel) Baker, Manock & Jensen	P			

P = Present

A = Absent

-- = Not a Member at Time of Meeting

xx = Meeting Canceled

**FRESNO REGIONAL
WORKFORCE DEVELOPMENT BOARD**

AGENDA ITEM:	9
MEETING DATE:	June 7, 2023
ACTION:	APPROVE

2125 Kern Street, Suite 208 • Fresno, CA 93721 • (559) 490-7100 • Fax (559) 490-7199 • www.frwdb.net

TO: Fresno Regional Workforce Development Board
FROM: Blake Konczal, Executive Director
SUBJECT: Approval of the March 1, 2023, Meeting Minutes

RECOMMENDATION:

Approve the minutes of the March 1, 2023, meeting of the Fresno Regional Workforce Development Board.

ATTACHMENT:

March 1, 2023, Meeting Minutes



FRESNO REGIONAL WORKFORCE DEVELOPMENT BOARD

Workforce Development Board
March 1, 2023 @ 4:00 p.m.

SUMMARY MINUTES

The meeting was called to order at 4:00 p.m.

ROLL CALL: PRESENT – Stephen Avila, Lacey Barnes, Paul Bauer, Edgar Blunt, Alysia Bonner, Jeff Hensley, Mike Karbassi, Wyatt Meadows, Scott Miller (arrived at 4:02 p.m.), Alisha Morgan, Joe Olivares, Sal Quintero, Chuck Riojas, Vasili Sotiropulos, Sandra Vicente, Lydia Zabrycki, and Legal Counsel Ken Price.

ABSENT – Terry Metters, Jr., Dennis Montalbano, and Shelly Tarver.

COMMENTS BY FRWDB CHAIR AND/OR EXECUTIVE STAFF: None

AGENDA CHANGES REMOVAL OF ITEMS OR EMERGENCY ADDITIONS: None

ABSTENTIONS/ DISCLOSURES OF POTENTIAL CONFLICTS OF INTEREST/RECUSALS: None

PUBLIC COMMENTS: None

Director Miller arrived (4:02 p.m.)

Item Description/Action Taken

6. Board Member Survey

Director Edgar Blunt, through Fresno Regional Workforce Development Board (FRWDB) staff, sent a survey to FRWDB Directors prior to the meeting. He asked Directors to complete the survey, which would help provide a better understanding of the Board's demographics and interest of engagement. Director Blunt indicated that the survey results would also be used when looking at recruitment for the FRWDB, and would help identify opportunities for the Board to be stronger, more diverse, equitable and connected.

This was an information item.

7. Committee Reports

Executive Committee: Director Blunt shared that the Executive Committee (Committee) met on January 18th, when they reviewed and accepted the November 2022 Financial Report and the November 2022 Agency Budget and Expenditures Report, and there were no concerns. Blake Konczal, Executive Director, FRWDB reviewed the onboarding process for new Directors. Consultant, David Shinder, joined the meeting and reviewed with the Committee, the FRWDB's two (2)-year Local Plan modification. The Committee approved the allocation of three (3) grants awarded to the FRWDB: the Quality Jobs, Equity, Strategy, Training (QUEST) grant; the CalFIRE grant; and the Equity and Special Populations grant.

Youth Council: Director Sotiropulos reported that the Youth Council (Council) met on February 16th, when they recommended the ratification of Director Terry Metters, Jr. to the Council. They were shown videos highlighting two (2) Young Adult participant success stories, and he stated the Council enjoyed seeing those videos. FRWDB staff shared the need for volunteers to serve on the Youth Services Request for Proposals (RFP) rating team in mid-March. Mr. Konczal added that in his 20 years, serving on an RFP rating team was one (1) of the things Board members had indicated was the most illustrative for them to understand what the FRWDB does.

Director Sotiropulos indicated that there was a lengthy discussion regarding the Work Experience Expenditures report, and that due to questions and confusion about the report, the item was withdrawn and was not voted upon. He stated that FRWDB staff would be modifying the report, making it easier to understand, and would bring it back to the Council at its next meeting for review and acceptance.

Director Sotiropulos reported that the Council accepted the Local Performance Results Reports, but had questions and some concerns with the west side's results. Staff from Proteus, Inc., the west side Provider of Services, answered the Council's questions and shared their strategy to increase results in the future. The Council recommended that the FRWDB accept the following reports: Young Adult Satisfaction Report, Provider of Services Monitoring Report, Local Area Youth Performance Results Report, and Providers of Services Customer Complaint Report. He noted that FRWDB staff had no concerns with any of the reports.

This was an information item.

8. **Board Member Spot Light**

Director Wyatt Meadows, District Representative, Operating Engineers Local 3, shared about his career with Operating Engineers Local 3, and what they do. He explained that the union was formed in 1939 and were part of the International Union of Operating Engineers for the Northern US and Canada. He stated that Local 3 currently had over 38,000 members and served a four-(4) state area. They are the largest construction Local in the United States. He shared that, as District Representative, he served 2,300 members. Director Meadows stated that he was a fourth (4th) generation union member, third (3rd) generation with Local 3, and had been on staff with Local 3 since 2015.

Director Blunt asked what were the top jobs in the trades. Director Meadows stated that Tower Crane Operators was probably the highest paying job, making close to \$250,000 a year on average.

Mr. Konczal shared that the FRWDB's partnership with the Building Trades Council and its affiliates, such as the Operating Engineers, was directly related to the FRWDB's ability to have been awarded the grants they had received. Director Meadows added that the Operations Engineers in Northern California had the only accredited apprenticeship program.

This was an information item.

9. **Committee/Council Composition**

Mr. Konczal provided an update on the FRWDB's Council membership. He thanked the Directors for responding to Chair Montalbano's letter that requested each Director select a Council on which to serve. Mr. Konczal indicated that every Director responded to the Chair's request. Mr. Konczal noted that, in addition to the Executive Committee, the FRWDB had three (3) Councils: Adult, Youth and Skills Development. He stated that there were a number of individuals who were serving on the Youth Council who were not FRWDB Directors, and noted that FRWDB staff and Council Chairpersons would be looking for other non-FRWDB Directors to serve on the other Councils.

This was an information item.

10. In the Community - Marketing Update

Martha Espinosa, Marketing and Grants Manager, FRWDB, provided highlights of the marketing activities and events that occurred in the third quarter of the Program Year. She indicated that all marketing efforts were focused on promoting FRWDB brand recognition. She presented two (2) videos, one highlighting a FRWDB Business Achievement Award winner, and the second, an Adult Participant Achievement Award winner.

CalFIRE Check Presentation: On December 7th, CalFIRE presented the FRWDB with a \$1.9 million check for the Forestry Program. Channels 26 and 30 were present to cover the event.

Business Journal: A story was published in The Business Journal about the FRWDB's second all-women construction cohort.

High Speed Rail: The High Speed Rail Authority (HSRA) celebrated its 10,000th job. The HSRA highlighted the FRWDB's Multi-Craft Core Curriculum (MC3) program as being a pipeline into those High Speed Rail jobs.

Radio Spots: Information regarding the Accelerate Your Career and Valley Build programs were shared on B95 (English) and La Preciosa (Spanish), as well as these stations' Facebook pages. Ms. Espinosa stated that the FRWDB had contracts with these two (2) stations, and that information about the Fatherhood program, Young Adult Services and Workforce Connection, in general, were being broadcast on a regular basis.

Fatherhood: The FRWDB's Fatherhood program staff held a Facebook Live event on the FRWDB's Facebook page.

Holiday Mixer: The FRWDB held a holiday mixer on December 7th for FRWDB Directors, partners and staff.

Forestry Graduation: A Forestry Program graduation was held on February 10th, with 23 graduates from three (3) different cohorts. There was a great turnout, with Assembly Member Patterson, Assembly Member Arambula, Deputy Mayor Matthew Grundy, and a representative from Assembly Member Mathis' office in attendance.

Green Conference: On February 16th, the FRWDB co-hosted a Green Conference with California State University, Bakersfield. The conference was held in-person and virtually.

Ms. Espinosa provided the Directors with a list of the FRWDB's ten (10) different social media accounts and encouraged Directors to follow those accounts. Director Blunt encouraged Directors to not only follow, but to also like, and share events that the FRWDB posts, as this would help get the word out about the FRWDB's programs. Ms. Espinosa also provided a list of the FRWDB's upcoming events, which included: ValleyBuild Graduation on March 3rd; Launch Event for 2nd Valley Build NOW all-women construction cohort on March 8th; Annual Achievement Awards event on April 19th; Govaganza on May 3rd; and Grizzly Game night on May 12th.

Ms. Espinosa shared that she and her team were working on developing some new logos for a couple of the FRWDB's programs, and that FRWDB staff was also working on the FRWDB Annual Report.

Director Blunt acknowledged Ms. Espinosa for her great work as Marketing Manager.

This was an information item.

11. **Approval of the December 7, 2022, Meeting Minutes**

KARBASSI/OLIVARES – APPROVED THE DECEMBER 7, 2022, MEETING MINUTES. (UNANIMOUS)

12. **January 2023 Financial Report**

Mr. Konczal presented the January 2023, Financial Report for the FRWDB's acceptance. He brought attention to two (2) grants: High Road Construction Careers: California Climate Investment and High Road Construction Careers: Reimagine Workforce Preparation. He reported that these grants were off to a slow start because of COVID; however, the State granted the FRWDB extensions of time, which FRWDB staff believed would help get the grants on track. There were no questions from the FRWDB or the public regarding the Financial Report.

RIOJAS/QUINTERO – ACCEPTED THE JANUARY 2023 FINANCIAL REPORT. (UNANIMOUS)

13. **Consent Items (A1 – A6)**

KARBASSI/BONNER – APPROVED THE CONSENT ITEMS A1 – A6. (UNANIMOUS)

14. **Recognition of Board Anniversaries**

Director Blunt recognized Directors for their years of service on the FRWDB with a presentation of certificates. He recognized Directors whose service anniversaries occurred in the months of January through March: Wyatt Meadows – One (1) year; Terry Metters, Jr. – One (1) year; Stephen Avila – Two (2) years; Alysia Bonner– Three (3) years; Mike Karbassi – Three (3) years; Sal Quintero – Four (4) years; Vasili Sotiropulos – Five (5) years; Paul Bauer – 14 years; and Chuck Riojas – 16 years.

This was an information item.

15. **Information Sharing**

Director Quintero shared about an event the Fresno County Board of Supervisors was planning for April 22nd, Earth Day, from 10am – 2pm. The event would be held at the Fresno Fair Grounds, with “Beautifying Fresno County” as its theme. There were to be several non-profit organizations in attendance, including Centro La Familia, Marjaree Mason Center, and the Fresno Center. Director Quintero asked if the FRWDB would like to have an information table at the event to share about FRWDB services and programs.

This was an information item.

16. **Agenda Items for June 7, 2023, Meeting**

There were no items recommended for the June 7, 2023, FRWDB meeting agenda.

17. **Meeting Feedback**

There was no meeting feedback provided.

The meeting was adjourned at 5:20 p.m.

FRESNO REGIONAL WORKFORCE DEVELOPMENT BOARD

AGENDA ITEM:	10
MEETING DATE:	June 7, 2023
ACTION:	ACCEPT

2125 Kern Street, Suite 208 • Fresno, CA 93721 • (559) 490-7100 • Fax (559) 490-7199 • www.frwdb.net

TO: Fresno Regional Workforce Development Board
FROM: Blake Konczal, Executive Director
SUBJECT: April 2023 Financial Report

RECOMMENDATION:

Accept the Fresno Regional Workforce Development Board (FRWDB) April 2023 Financial Report.

REASON FOR RECOMMENDATION:

The attached summary financial report and charts display year-to-date financial information through April 30, 2023.

- CAL FIRE: FRWDB received a 20-month no cost extension to March 1, 2025; it is 86.64% expended at \$1,451,341 with an unspent amount of \$223,859;
- COVID-19 Employment Recovery National Dislocated Worker Grant (NDWG): This grant ended on March 31, 2023; it was 99.59% expended at \$448,162 with an unspent amount of \$1,838;
- High Roads Construction Careers (HRCC) SB1 Valley Build: This grant ended February 28, 2023; it was 91.13% expended at \$1,366,843 with an unspent amount of \$132,975;
- High Roads Construction Careers (HRCC) California Climate Investments (CCI) - Low Carbon Economy Workforce Program: This grant ended March 31, 2023; it was 77.75% expended at \$928,669 with an unspent amount of \$265,731;
- 2020 September Wildfires: This grant ends December 31, 2023; it is 11.39% expended at \$111,007; FRWDB staff anticipates spending a total of \$300,000 of the original grant amount of \$975,000; FRWDB staff will be de-obligating the remainder of the \$675,000 at the request of other grantees needing the funds;
- High Roads Construction Careers (HRCC) Reimagine Workforce Preparation Grant (RWPG): FRWDB received a six (6)-month no cost extension to September 30, 2023; it is 32.29% expended at \$649,255 with an unspent amount of \$1,361,353;
- Equity and Special Populations (ESP): FRWDB received a six (6)-month no cost extension to December 31, 2023; it is 35.46% expended at \$265,929 with an unspent amount of \$484,071;
- Staff has no concerns with other grant expenditures at this time.

ATTACHMENT:

April 2023 Financial Report

FRESNO REGIONAL WORKFORCE DEVELOPMENT BOARD
Summary Financial Report
April 2023

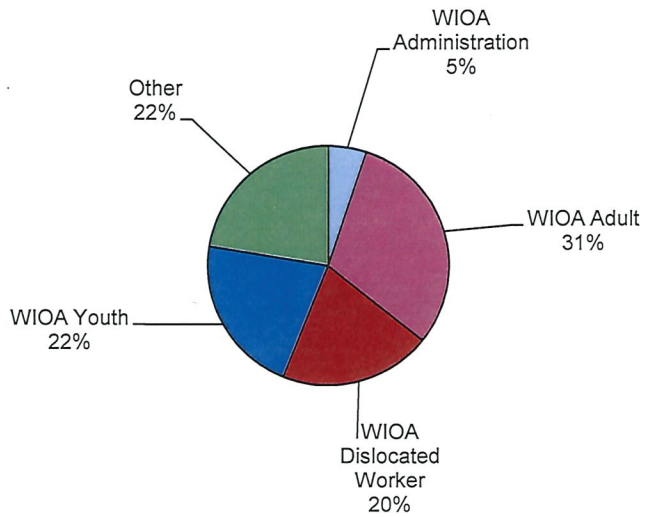
GRANT	TERM	Total Grant Amount	Prior Year(s) Expended	Current Year to Date Expenditures	Percent Expended	Unspent Committed Funds
WIOA ADMINISTRATION	07/01/2022 - 06/30/2023	1,703,998		962,640	56.49%	741,358
* WIOA ADULT	07/01/2022 - 06/30/2023	10,246,894		4,943,277	48.24%	5,303,617
* WIOA DISLOCATED WORKER	07/01/2022 - 06/30/2023	6,802,500		3,958,256	58.19%	2,844,244
* WIOA YOUTH	07/01/2022 - 06/30/2023	7,188,913		4,580,063	63.71%	2,608,850
*WIOA RAPID RESPONSE & Layoff Aversion	07/01/2022 - 06/30/2023	445,880		161,767	36.28%	284,113
TCC - Transformative Climate Communities	02/01/2020 - 03/31/2024	1,249,432	319,174	132,126	36.12%	798,132
CAL FIRE	03/01/2020 - 03/01/2025	1,675,200	1,309,570	141,771	86.64%	223,859
COVID-19 Employment Recovery NDWG	04/01/2020 - 03/31/2023	450,000	326,264	121,898	99.59%	1,838
High Road Construction Careers (HRCC): SB1 Valley Build	11/01/2020 - 02/28/2023	1,499,818	1,003,762	363,082	91.13%	132,975
Fatherhood - HHS	09/30/2022 - 09/29/2023	749,999	-	490,431	65.39%	259,568
HRCC: CCI: Low Carbon Economy Workforce Program	06/01/2021 - 03/31/2023	1,194,400	183,594	745,075	77.75%	265,731
2020 September Wildfires - 1st Increment	01/01/2021 - 12/31/2023	975,000	28,992	82,015	11.39%	863,993
Pathway Home Grant - GRID Alternatives	07/01/2020 - 12/31/2023	73,630	2,348	1,032	4.59%	70,250
HRCC: Reimagine Workforce Preparation Grant (RWPG)	04/01/2021 - 09/30/2023	2,010,608	419,035	230,220	32.29%	1,361,353
Equity & Special Populations (ESP)	02/01/2022 - 12/31/2023	750,000		265,929	35.46%	484,071
HRCC: Pathway Additional Education (Foundations)	02/02/2022 - 06/30/2023	258,500		189,915	73.47%	68,585
City of Fresno - One Youth Job Corps	08/10/2022 - 05/01/2024	281,550		74,935	26.62%	206,615
QUEST - Quality Jobs, Equity, Strategy and Training - (NDWG)	10/01/2022 - 09/30/2024	750,000		32,780	4.37%	717,220
TOTAL FUNDING		37,556,322	3,592,739	17,477,212	56.10%	16,519,151

* Total Grant Amount includes ACTUAL carryover from Prior Plan Year 21 - 22
Due to spreadsheet formula rounding calculations, totals may be off by \$1 or \$2

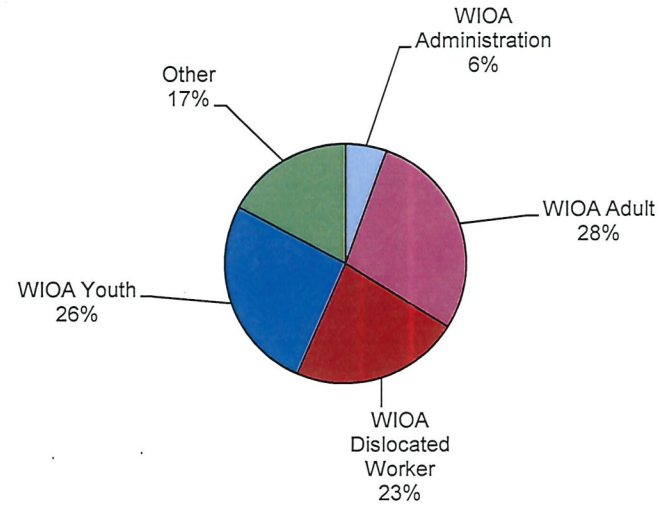
Prepared by: C. Beierschmitt

FRESNO REGIONAL WORKFORCE DEVELOPMENT BOARD
FINANCIAL REPORTS
April 2023

**FRWDB Committed Funds
Fiscal Year 2022-2023**

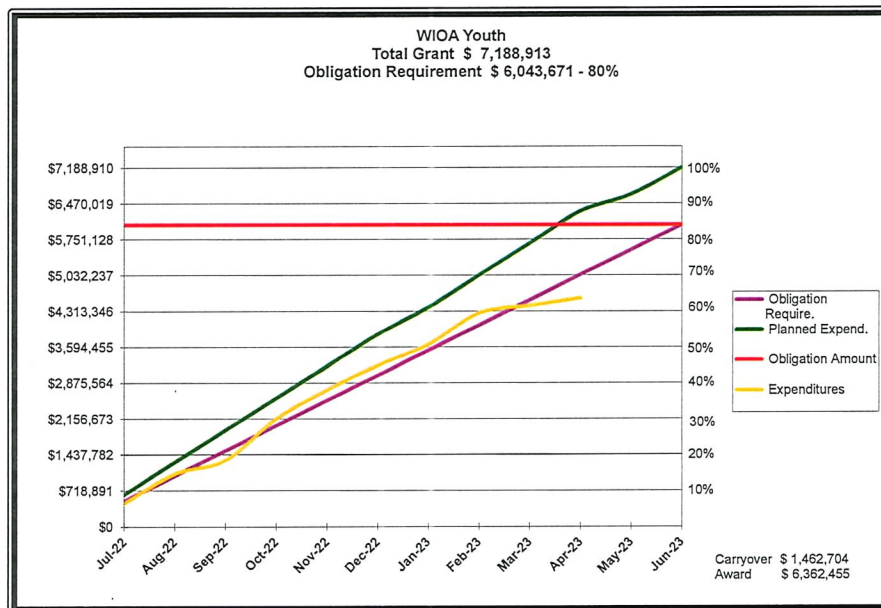
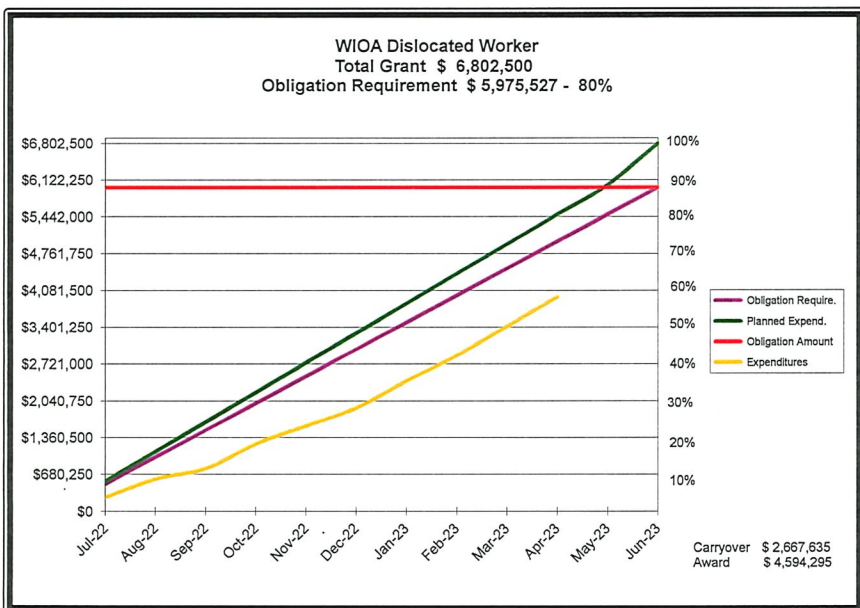
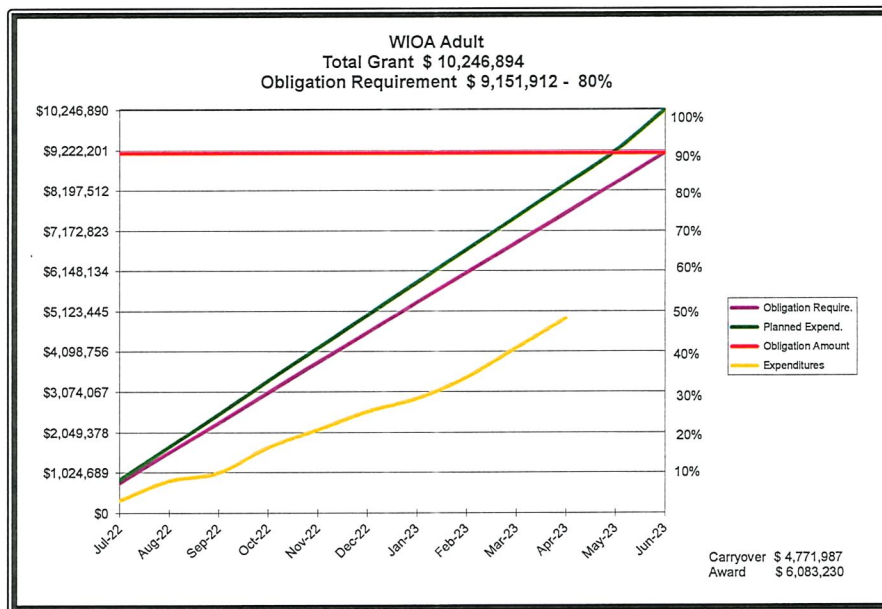
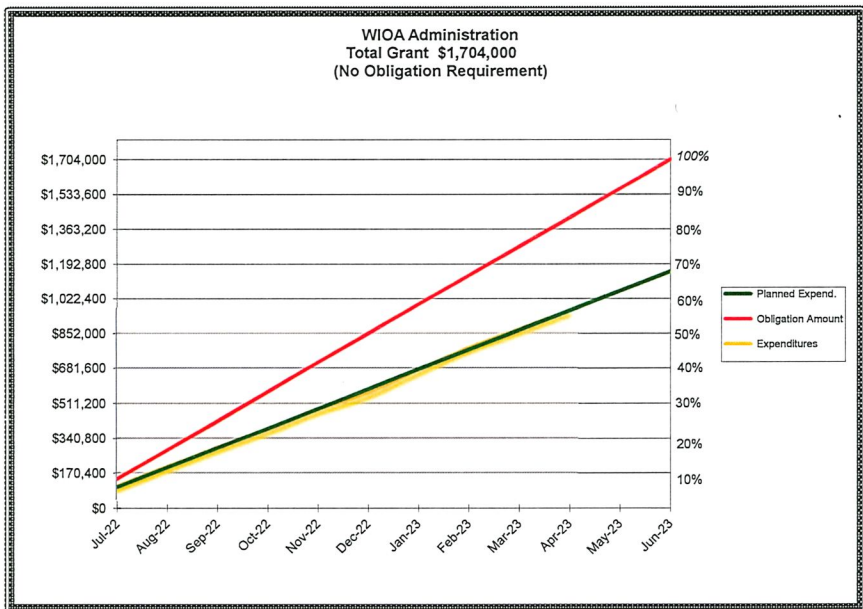


**FRWDB Expenditures
Fiscal Year 2022-2023**



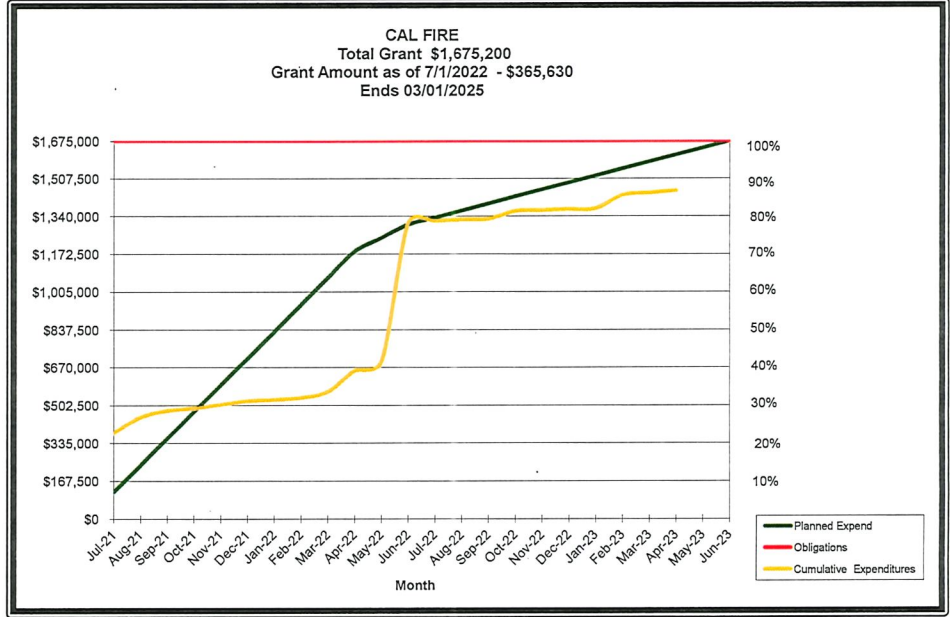
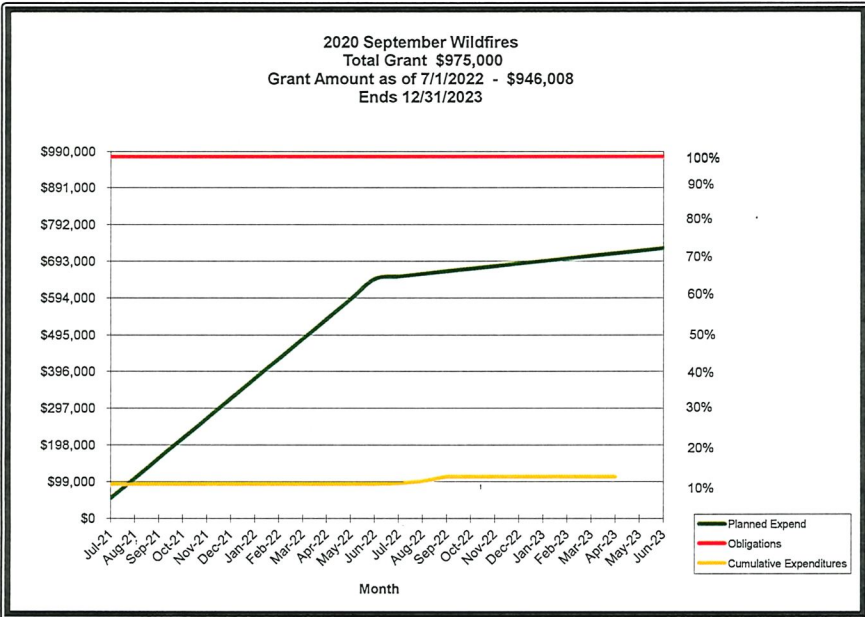
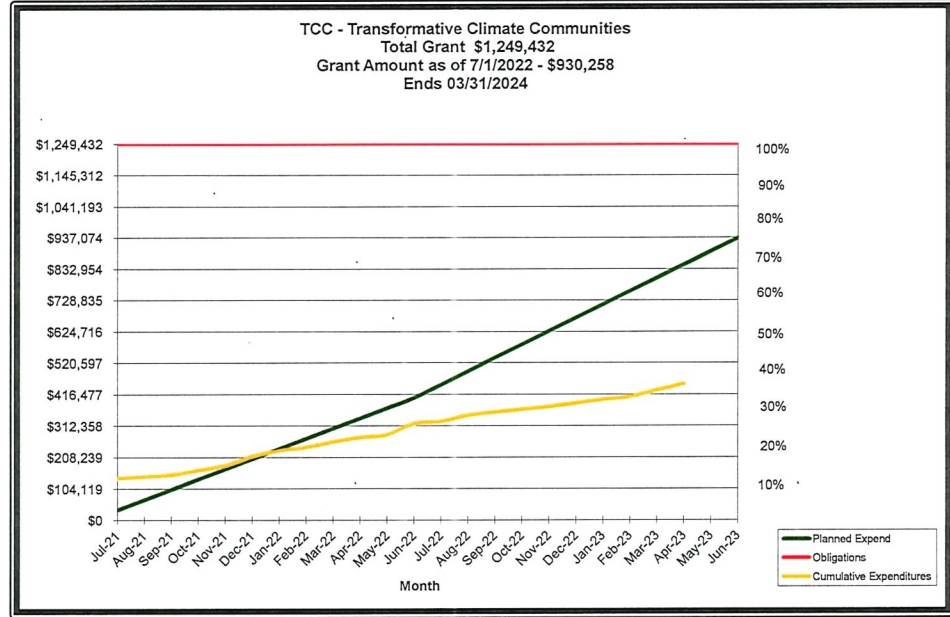
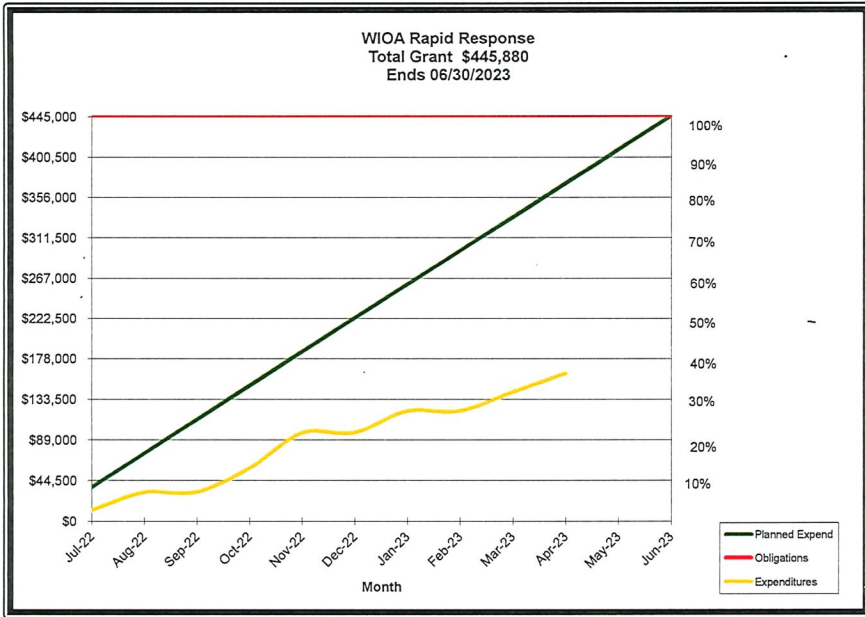
FRESNO REGIONAL WORKFORCE DEVELOPMENT BOARD FINANCIAL REPORTS

April 2023



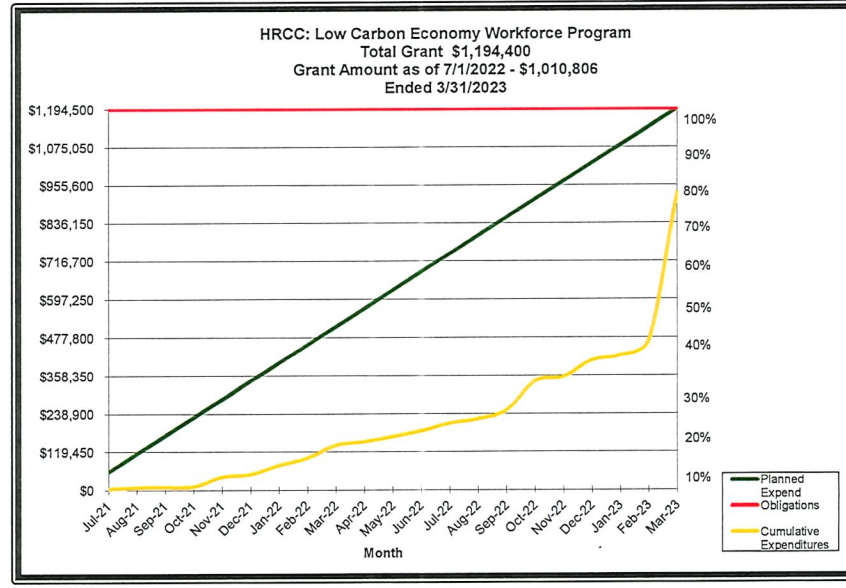
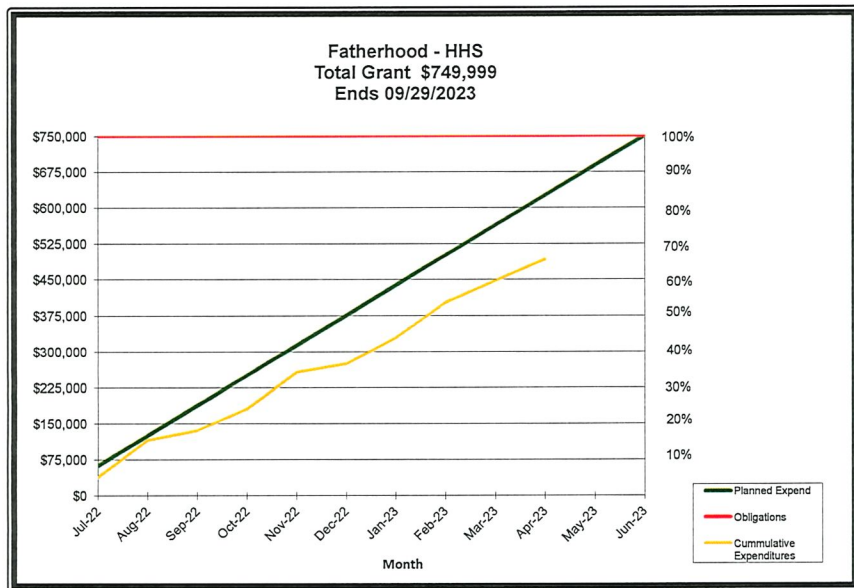
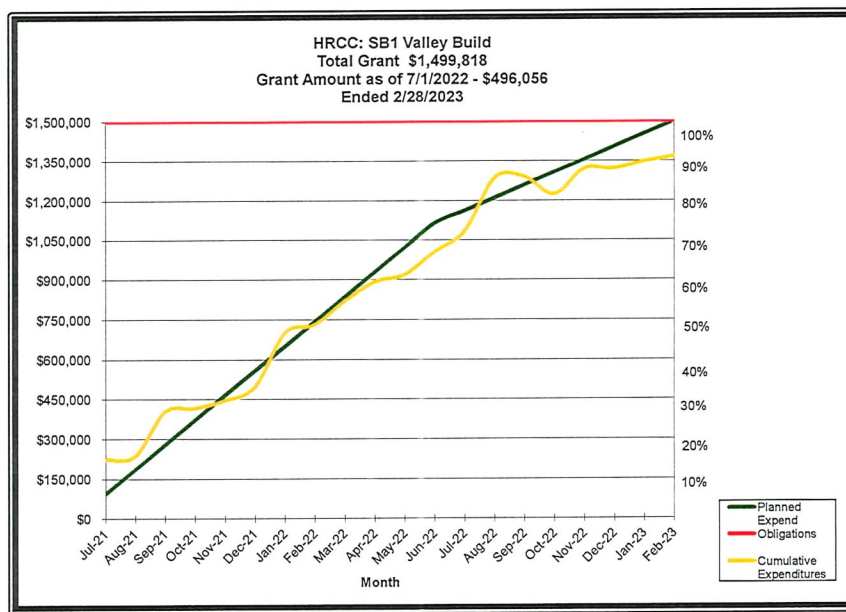
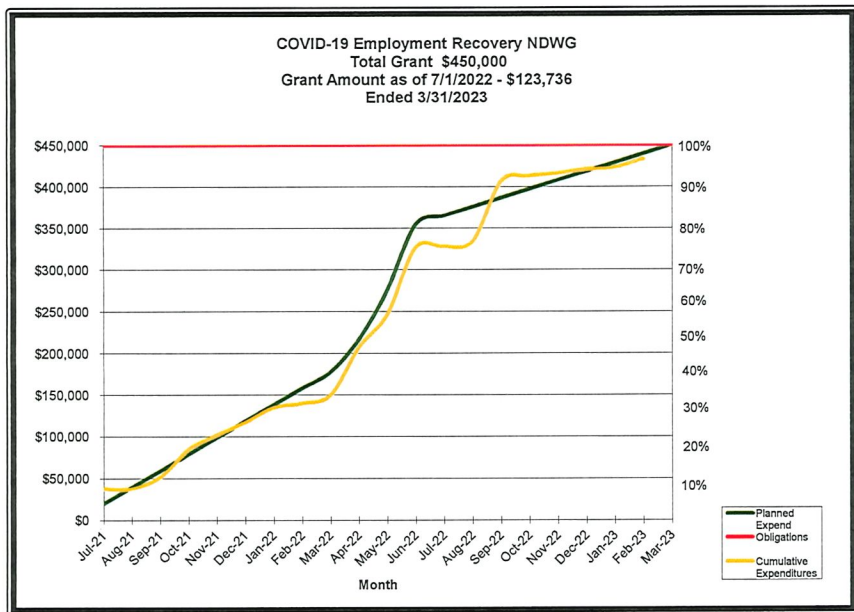
FRESNO REGIONAL WORKFORCE DEVELOPMENT BOARD FINANCIAL REPORTS

April 2023



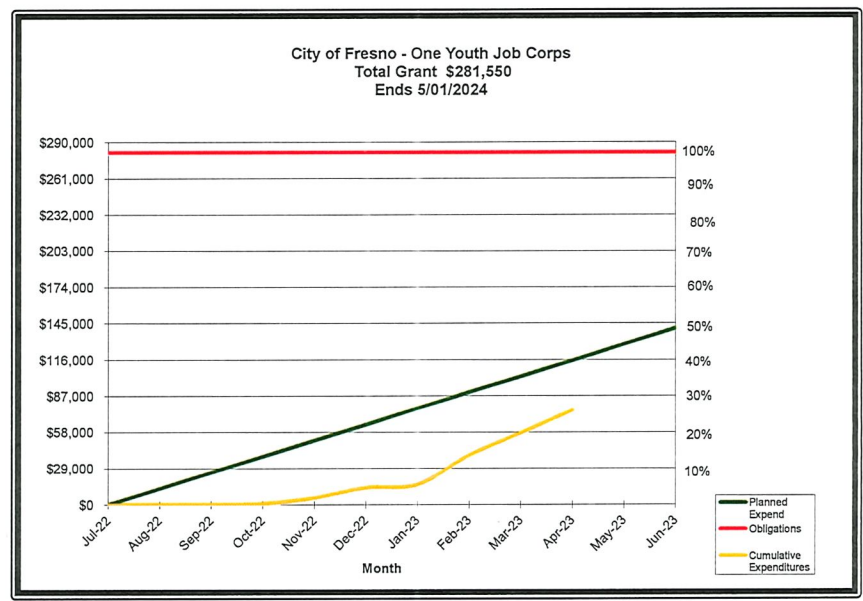
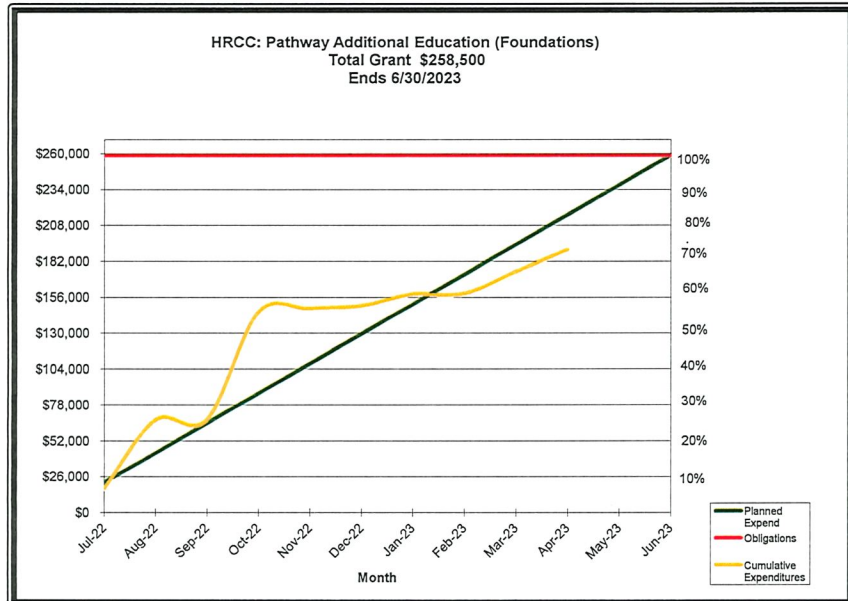
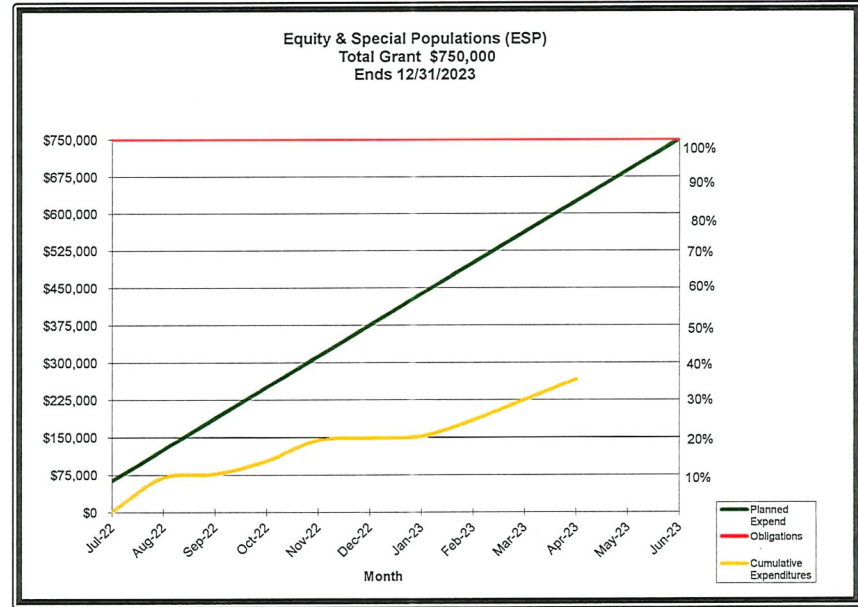
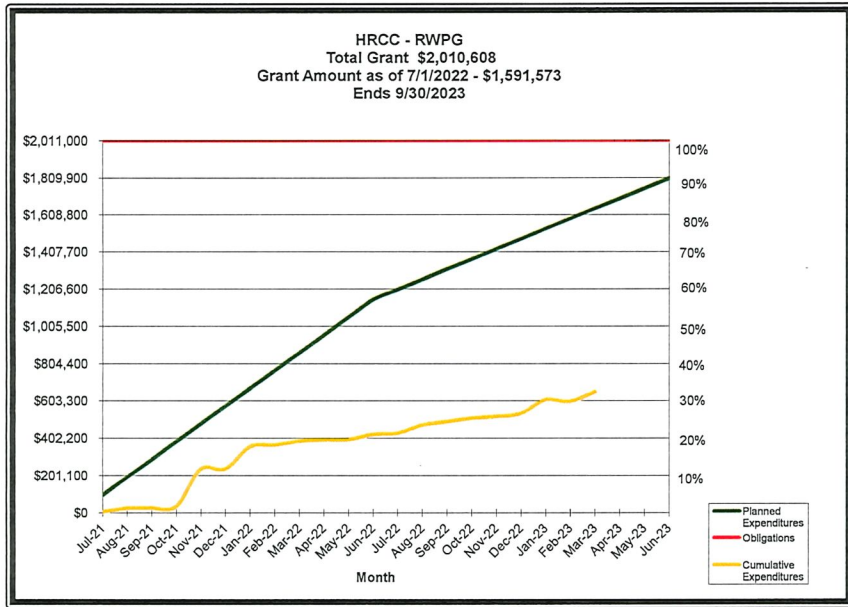
FRESNO REGIONAL WORKFORCE DEVELOPMENT BOARD FINANCIAL REPORTS

April 2023



FRESNO REGIONAL WORKFORCE DEVELOPMENT BOARD FINANCIAL REPORTS

April 2023



Consent Items Submitted by the Adult Council

MISSION:

To procure, oversee, evaluate, and continuously improve a One-Stop system that provides employers with qualified job seekers and a means by which job seekers are able to achieve self-sufficiency.

FRESNO REGIONAL WORKFORCE DEVELOPMENT BOARD

AGENDA ITEM:	A1
MEETING DATE:	June 7, 2023
ACTION:	RATIFY

2125 Kern Street, Suite 208 • Fresno, CA 93721 • (559) 490-7100 • Fax (559) 490-7199 • www.frwdb.net

TO: Fresno Regional Workforce Development Board

FROM: Adult Council

SUBJECT: Ratification of Adult Council Members

RECOMMENDATION:

Ratify the appointment of Fresno Regional Workforce Development Board (FRWDB) Directors Wyatt Meadows and Shelly Tarver to the Adult Council.

The Adult Council approved this recommendation on May 17, 2023.

REASON FOR RECOMMENDATION:

Director Meadows is the District Representative for Operating Engineers Local 3 and Director Tarver is the Deputy Division Chief for Employment Development Department; both have expressed interest in joining the Adult Council.

Article VI "Committees" of the FRWDB Bylaws indicates that appointments to standing committees shall be by majority vote of the Directors then in office.

FRESNO REGIONAL WORKFORCE DEVELOPMENT BOARD

AGENDA ITEM:	A2
MEETING DATE:	June 7, 2023
ACTION:	APPROVE

2125 Kern Street, Suite 208 • Fresno, CA 93721 • (559) 490-7100 • Fax (559) 490-7199 • www.frwdb.net

TO: Fresno Regional Workforce Development Board

FROM: Adult Council

SUBJECT: High Road Training Partnerships Resilient Workforce Fund Grant Allocations and Contract Awards

RECOMMENDATION:

Approve the allocation of \$2,500,000 of High Road Training Partnerships Resilient Workforce Fund (HRTF RWF) funding, awarded by the California Workforce Development Board for the period of June 1, 2023, to March 31, 2026.

The Adult Council approved this recommendation on May 17, 2023.

REASON FOR RECOMMENDATION:

The Fresno Regional Workforce Development Board (FRWDB) was awarded \$2,500,000 of HRTF funding, which supports the development of skilled workforce necessary to mitigate or adapt to climate disruption and environmental threat. Specifically, this funding will support the expansion of the Central Valley Forestry Corps program, a best practice model developed to recruit, train, provide work experience, and link local residents to quality entry-level jobs in the forestry sector.

FRWDB staff is requesting that the FRWDB approve the following funding allocations and contract awards:

FRWDB Administrative/Project Oversight	\$625,000
Outreach, Marketing and Participant and Public Events	\$113,343
Fresno Madera Kings Tulare Central Labor Council: Support Development of Worker Advisory Group	\$45,000
Valley Regional Occupational Program: Vocational Training and Equipment	\$152,890
College of the Sequoias: Short Term Vocational Training	\$30,000
Kern Community College District: Short Term Vocational Training	\$30,000
Yosemite Adult School: Short Term Vocational Training	\$25,000
Columbia College: Intro to Forestry and Vocational Training	\$288,000
Sierra Resource Management: Intro to Heavy Equipment Training	\$52,920
Laborers' Training Foundation: HAZWOPER 40 Training	\$14,000
Fresno Economic Opportunities Commission Local Conservation Corps: Intro to Forestry Training	\$45,000
TBD: Case Management and Participant Oversight for Tulare and Kern Counties	\$60,000
Madera County Workforce Development Board: Case Management and Participant Oversight	\$52,500
Mother Lode Workforce Development Board: Case Management and Participant Oversight	\$152,911

Participant Training Pools	\$22,500
Participant Pools: Assessments	\$34,560
Participant Work Experience Pools	\$345,216
Participant Supportive Services Pools	\$411,160
Total	\$2,500,000

FISCAL IMPACT:

Approval of this item will allocate \$2,500,000 of grant funding as outlined above.

FRESNO REGIONAL WORKFORCE DEVELOPMENT BOARD

AGENDA ITEM:	A3
MEETING DATE:	June 7, 2023
ACTION:	APPROVE

2125 Kern Street, Suite 208 • Fresno, CA 93721 • (559) 490-7100 • Fax (559) 490-7199 • www.frwdb.net

TO: Fresno Regional Workforce Development Board

FROM: Adult Council

SUBJECT: High Road Construction Careers Resilient Workforce Fund Grant Allocations and Contract Awards

RECOMMENDATION:

Approve the allocation of \$8,825,127 of High Road Construction Careers Resilient Workforce Fund (HRCC RWF) funding, awarded by the California Workforce Development Board for the period of May 1, 2023, to March 31, 2026.

The Adult Council approved this recommendation on May 17, 2023.

REASON FOR RECOMMENDATION:

The Fresno Regional Workforce Development Board (FRWDB) was awarded \$8,825,127 of HRCC funding to support the creation of structured pathways to state-approved apprenticeship programs. Specifically, this funding will support the expansion of the Valley Build model to serve women, English Language Learners, justice-involved individuals, youth and other under-resourced individuals through specialized pre-apprenticeship training that will prepare them for careers in the building and construction trades.

FRWDB staff is requesting that the FRWDB approve the following funding allocations and contract awards:

FRWDB Administrative/Project Oversight	\$1,745,605
Outreach, Marketing and Participant and Public Events	\$684,000
Tradeswomen Inc.: Outreach, Mentoring Services and Workshops for Women	\$300,000
Community On-Ramps: Outreach, Prescreening and Referrals	\$210,000
Community Based Organizations: Outreach and Resources to Black, Indigenous and People of Color	\$155,000
Michael Bernick: Local Hiring Provisions for Public Construction Contracts	\$210,000
Fresno Economic Opportunities Commission: Employer of Record Supervision and Payroll Processing	\$37,500
Workforce Development Boards (TBD): Case Management and Participant Oversight	\$1,142,500
Participant Pools: Assessments	\$45,750
Participant Training Pools	\$1,922,985
Participant Work Experience Pools	\$1,155,787
Participant Supportive Services Pools	\$1,216,000
Total	\$8,825,127

FISCAL IMPACT:

Approval of this item will allocate \$8,825,127 of grant funding as outlined above.

FRESNO REGIONAL WORKFORCE DEVELOPMENT BOARD

AGENDA ITEM:	A4
MEETING DATE:	June 7, 2023
ACTION:	APPROVE

2125 Kern Street, Suite 208 • Fresno, CA 93721 • (559) 490-7100 • Fax (559) 490-7199 • www.frwdb.net

TO: Fresno Regional Workforce Development Board

FROM: Adult Council

SUBJECT: Good Jobs Challenge Grant Allocations and Contract Awards

RECOMMENDATION:

Approve the allocation of \$1,756,282 of the American Rescue Plan Good Jobs Challenge funding for the period of June 1, 2023, to January 31, 2028.

The Adult Council approved this recommendation on May 17, 2023.

REASON FOR RECOMMENDATION:

The Fresno County Economic Development Corporation submitted an application for funding in partnership with the Fresno K-16 Collaborative, San Joaquin Valley Manufacturing Alliance, Generation USA, Madera Workforce Development Board, and FRWDB under the Economic Development Administration’s American Rescue Plan Good Jobs Challenge. \$23,015,216 was awarded to Fresno County EDC to fund the project in the Central Valley. Serving as the construction backbone of the project, the FRWDB was awarded \$1,756,282 in grant funds to expand career opportunities for Americans to reach their full potential and secure good-paying jobs. Specifically, this funding will support the expansion of the Valley Build program and will prepare jobseekers for careers in the building and construction trades.

Fresno Regional Workforce Development Board (FRWDB) staff is requesting that the FRWDB approve the following funding allocations and contract awards:

FRWDB Administrative/Project Oversight	\$734,491
Fresno Economic Opportunities Commission: Employer of Record, Workshops, Transportation	\$288,000
Fresno Economic Opportunities Commission: Transportation	\$45,600
Habitat for Humanity: Blueprint Reading Training	\$58,295
Fresno Madera Kings Tulare Building Trades Council	\$319,896
Tradeswomen Inc.: Outreach, Recruitment, Referrals, Community Events and Retention Support	\$210,000
TBD Consultant: Expertise in Developing, Writing, and Implementing Local Hire Agreements	\$100,000
Total	\$1,756,282

In addition, FRWDB staff is requesting the FRWDB approve funding for a contractor in an amount not to exceed \$56,000, to provide HAZWOPER 40 training, \$1,125,076 for training, work experience, supportive services, assessments, and marketing.

FISCAL IMPACT:

Approval of this item will allocate \$1,756,282 of grant funding as outlined above.

**FRESNO REGIONAL
WORKFORCE DEVELOPMENT BOARD**

AGENDA ITEM:	A5
MEETING DATE:	June 7, 2023
ACTION:	APPROVE

2125 Kern Street, Suite 208 • Fresno, CA 93721 • (559) 490-7100 • Fax (559) 490-7199 • www.frwdb.net

TO: Fresno Regional Workforce Development Board
FROM: Adult Council
SUBJECT: Workforce Innovation and Opportunity Act Adult and Dislocated Worker Funding Recommendations for Program Year 2023-2024

RECOMMENDATION:

Approve Workforce Innovation and Opportunity Act (WIOA) Adult and Dislocated Worker estimated funding allocations for Program Year (PY) 2023-2024.

The Adult Council approved this recommendation on May 17, 2023.

REASON FOR RECOMMENDATION:

To date, the Employment Development Department (EDD), Workforce Services Division, has not released WIOA Adult and Dislocated Worker funding allocations for PY 2023-2024. Therefore, Fresno Regional Workforce Development Board (FRWDB) staff is recommending estimated allocations and projected carryover for PY 2023-2024.

Once the actual PY 2023-2024 WIOA Adult and Dislocated Worker funding allocations from EDD have been received and FRWDB staff has completed the reconciliation of the PY 2022-2023 carryover, FRWDB staff will bring the revised funding recommendations to the October 2023 Adult Council meeting.

The FRWDB projects an estimated award of \$10,296,658 for Adult and Dislocated Worker funds, an overall decrease of 3.57% compared to last year's allocation of \$10,677,525. The projected carryover for the WIOA Adult program is estimated at \$6,367,555, which is a 14.41% decrease compared to \$7,439,622 for PY 2022-2023. This brings the total estimated funding to \$16,664,213, which results in an overall estimated net decrease of 8.02%, for PY 2023-2024.

The Adult Council recommends that the FRWDB approve the proposed estimated budget allocations as outlined in the attachment. Approval of the recommended estimated funding allocations will result in the following:

- Maintain a 3% carryover to PY 2024-2025;
- Allocate 30% of the total estimated award for training, as mandated by the State of California in SB734. All training funds are allocated to the current plan year Training and Incumbent Worker Training pools;
- Decrease \$436,793 for AJCC Facilities due to Youth providers being located to AJCC sites;
- Decrease \$2,029,282 in One-Time Costs (prior plan year moving costs);

- Decrease \$65,901 in FRWDB Program Support;
- Increase \$55,514 in Program Income for PY 2023-2024;
- Decrease \$114,260 in Current Plan Year Training Pool;
- Increase \$1,298,531 in Prior Plan Year Training Reserve.

FISCAL IMPACT:

Approval of this item will allocate \$16,664,213 of WIOA Adult and Dislocated Worker funds, which will be allocated to FRWDB operational, sub-contracts and participant pools.

ATTACHMENT:

WIOA Adult and Dislocated Worker Allocations Worksheet for PY 2023-2024

	A	B	C	D	E	F
1	WIOA ADULT AND DISLOCATED WORKER					
2	ALLOCATIONS FOR PROGRAM YEAR 2023-2024					
3						
4						
5			Adult/DW	Adult/DW		
6			Allocation	Allocation	Increase/	%
7			2022-23	2023-24	(Decrease)	Change
8						
9				ESTIMATED		
10	Actual/Estimated Carryover		7,439,622	6,367,555	(1,072,067)	-14.41%
11	Award		10,677,525	10,296,658	(380,867)	-3.57%
12	Total Available		18,117,147	16,664,213	(1,452,934)	-8.02%
13						
14	Operational Costs					
15	AJCC Facility/Site Budgets		2,920,262	2,483,469	(436,793)	-15%
16	Community Outreach/OS Marketing Budget	3.50%	373,713	373,713	0	0%
17	One Time Costs PY 22-23 and PY 23-24		2,473,432	444,150	(2,029,282)	-82%
18	FRWDB Admin Support		1,364,586	1,314,871	0	0%
19	FRWDB Program Support		1,808,870	1,742,969	(65,901)	-4%
20	Assessment Materials		42,630	42,630	0	0%
21	Employment Study		10,500	10,500	0	0%
22	Program Income		(593,033)	(648,547)	(55,514)	9%
23	Carryover to Following Year	3.00%	320,326	320,326	0	0%
24	Total Operational Costs		8,721,287	6,084,081	(2,587,490)	-30%
25						
26	Contractors & Participant Pools					
27	CLC - DW		1,618,139	1,618,139	0	0%
28	EQUUS - Adult		2,144,975	2,144,975	0	0%
29	Current Plan Year Training Pool		3,203,258	3,088,997	(114,260)	-4%
30	Prior Plan Year Training Reserve		1,809,968	3,108,499	1,298,531	72%
31	Incumbent Worker Training (IWT) Pool		253,475	253,475	0	0%
32	Supportive Services		107,128	107,128	0	0%
33	Participant Soft Skills Workshop Pool		138,918	138,918	0	0%
34	Pilot Public Defenders Project		30,000	30,000	0	0%
35	VRTS Programming & Maintenance		90,000	90,000	0	0%
36	Total Contractors & Participant Pools		9,395,861	10,580,131	1,184,271	13%
37						
38						
39	Total Allocations		18,117,147	16,664,213		
40			0	0		
41						
42			3,203,258	3,088,997		
43	Training Percentage		30%	30%		
44						
45						
46	Note: Due to spreadsheet formula rounding calculations, total(s) may be \$1.00 off.					
47	Prepared By: C. Beierschmitt					
48						
49						

FRESNO REGIONAL WORKFORCE DEVELOPMENT BOARD

AGENDA ITEM:	A6
MEETING DATE:	June 7, 2023
ACTION:	ACCEPT

2125 Kern Street, Suite 208 • Fresno, CA 93721 • (559) 490-7100 • Fax (559) 490-7199 • www.frwdb.net

TO: Fresno Regional Workforce Development Board
FROM: Adult Council
SUBJECT: Third Quarter Local Performance Results Reports for Program Year 2022-2023

RECOMMENDATION:

Accept the attached Adult and Dislocated Worker Program Providers of Services Local Performance Results Reports for the Third Quarter of Program Year (PY) 2022-2023.

The Adult Council approved this recommendation on May 17, 2023.

REASON FOR RECOMMENDATION:

The Fresno Regional Workforce Development Board (FRWDB) Joint Powers Agreement states, in part, that FRWDB staff shall fulfill administrative responsibilities as set forth in the Workforce Innovation and Opportunity Act (WIOA), including the administering of programs as described in the WIOA, as well as developing budgets and administrative plans. Additional administrative responsibilities shall include assessing the performance and evaluating the benefit, productivity, and impact of all programs funded under the WIOA, as amended or superseded, and submitting progress reports. FRWDB staff will submit both upon request, but not less often than every quarter.

The attached worksheets provide local performance results for each of the Adult and Dislocated Provider of Services for Third Quarter of PY 2022-2023.

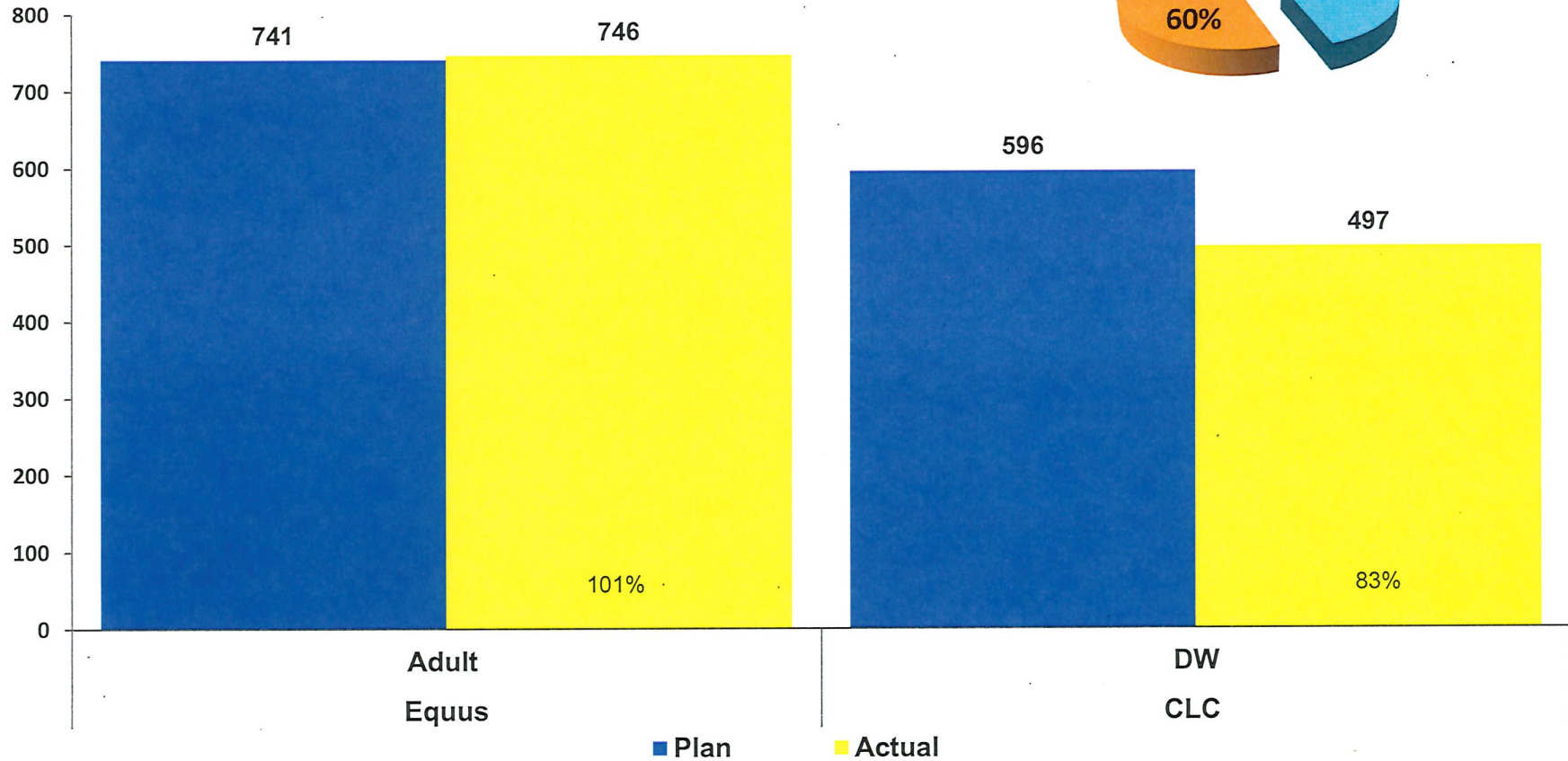
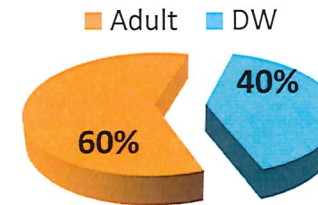
ATTACHMENT:

Adult/DW Year-to-Date Local Performance Results Reports - Third Quarter of Program Year 2022-2023

Adult/DW Served

CLC- Central Labor Council
EQUUS- Equus Workforce Solutions

Total Served- 1243

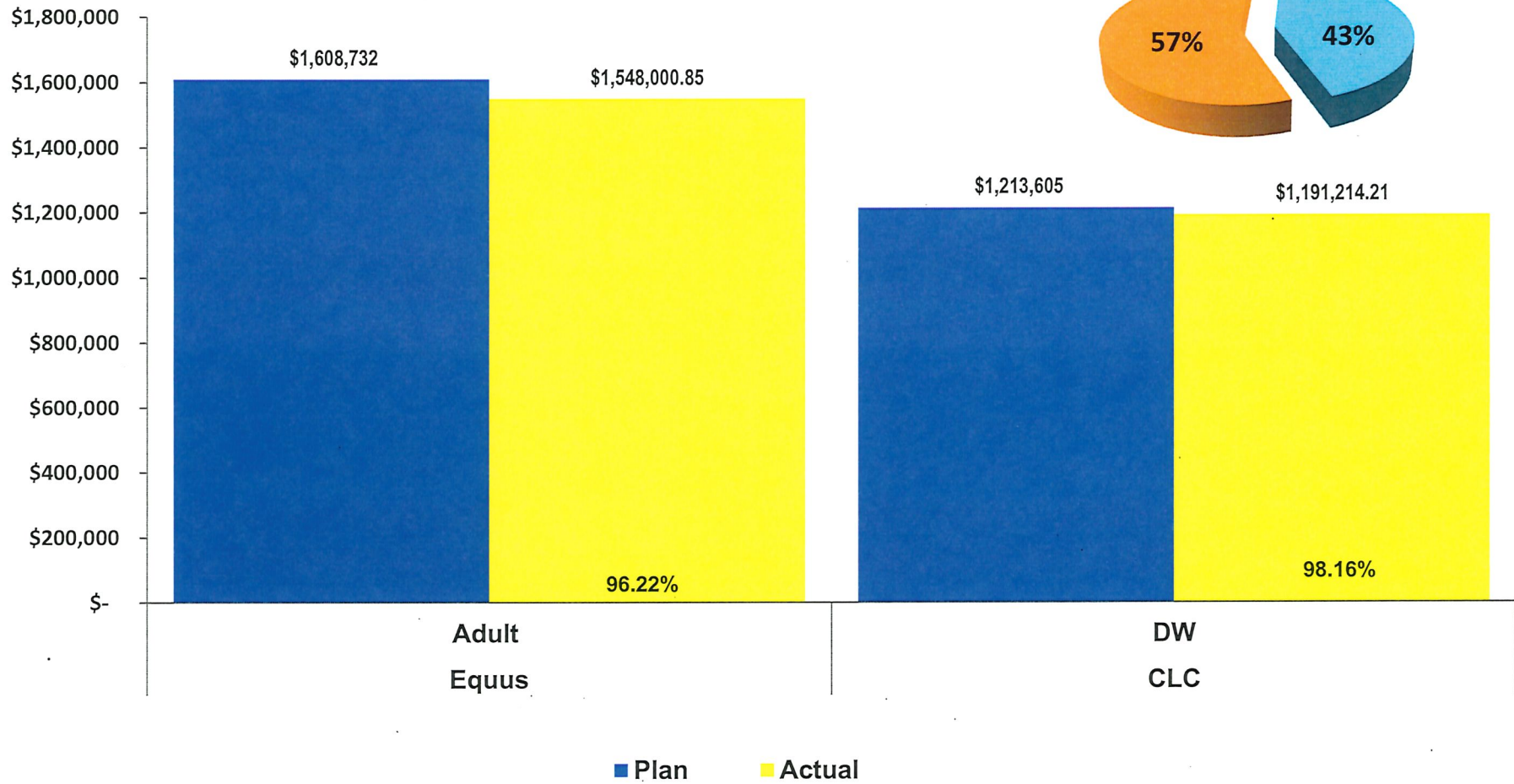
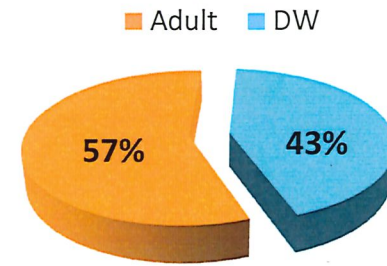


Note: Adult/ DW number served goal is 95%.

ATTACHMENT

Adult/ DW Expenditures

Total Expenditures

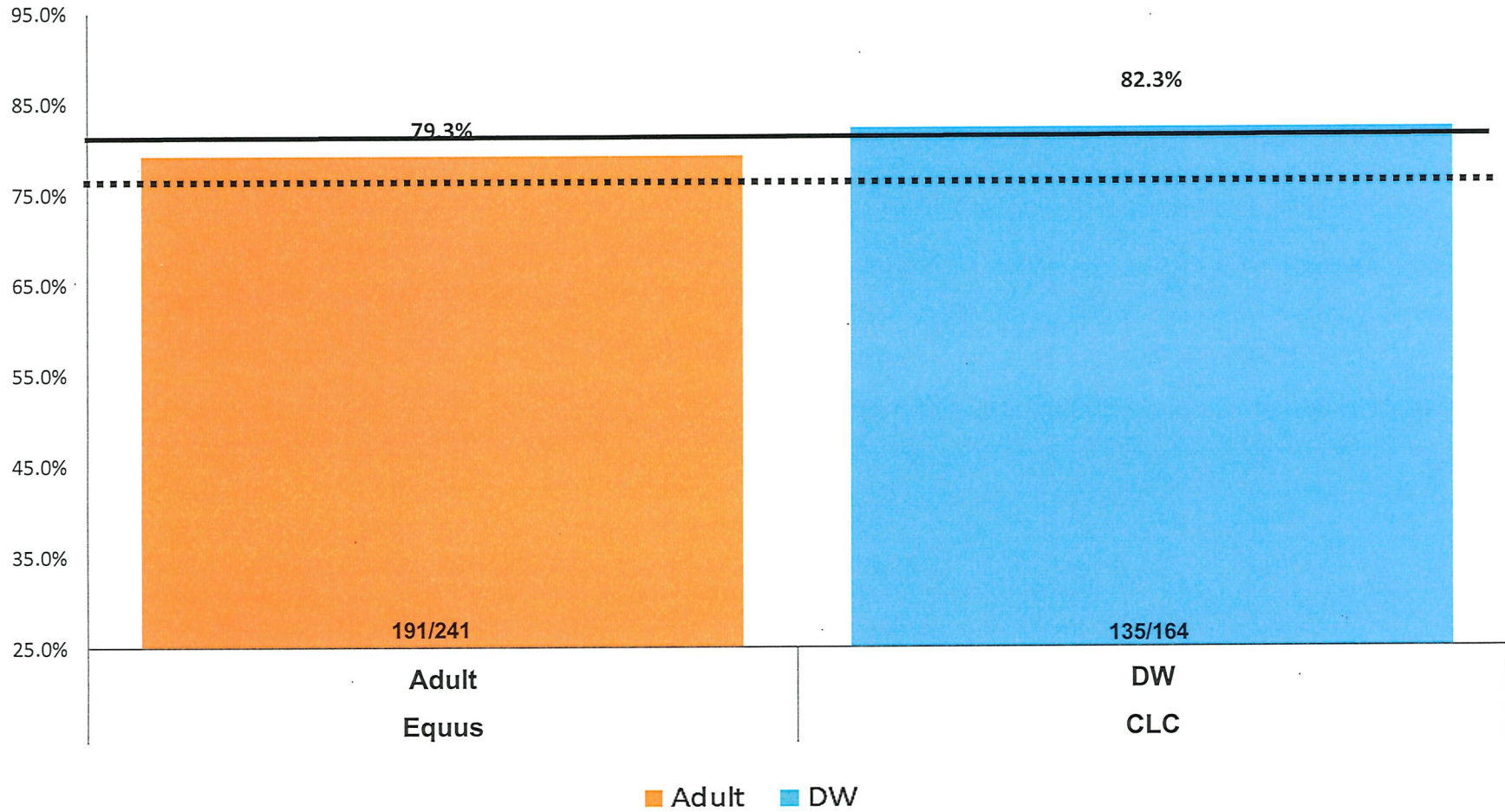


Note: Adult/DW Expenditures goal is 95% to 100%.

Adult/DW Placement

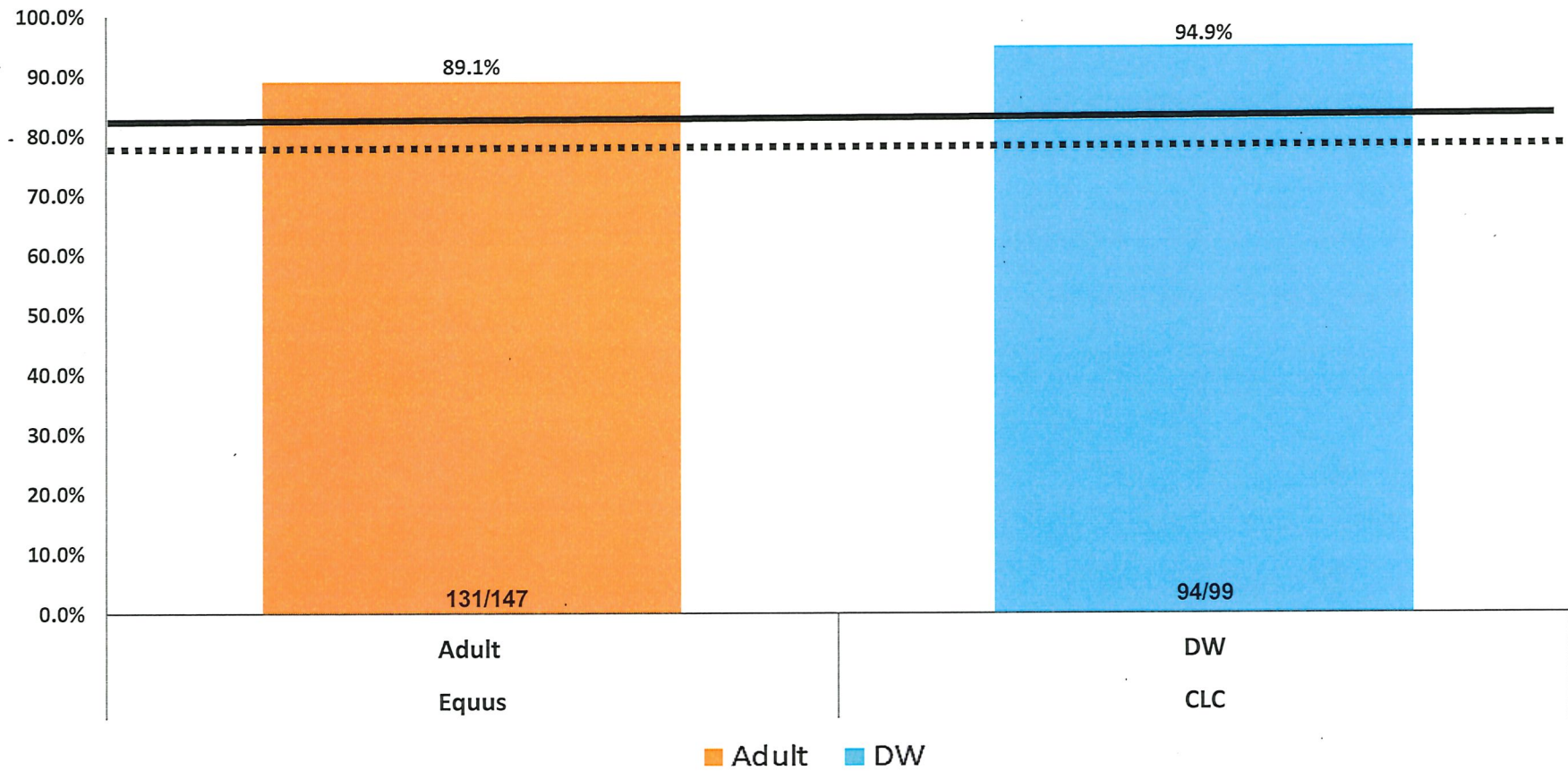
Placement Goals

DW 81 %
Adult 76.5%



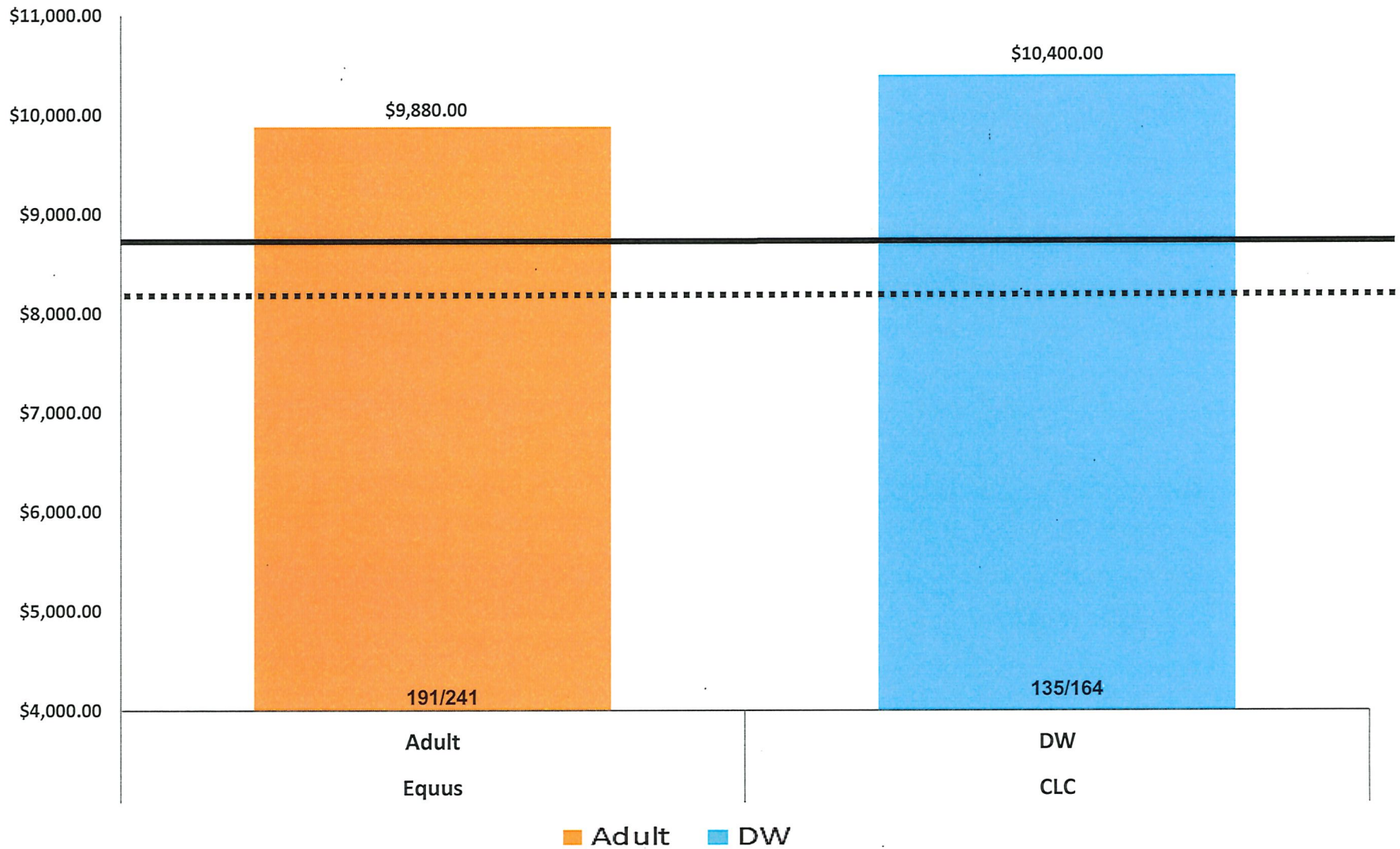
Certificate of Attainment Goal
DW 81.0% 
Adult 77.0% 

Adult/DW Credential Rate





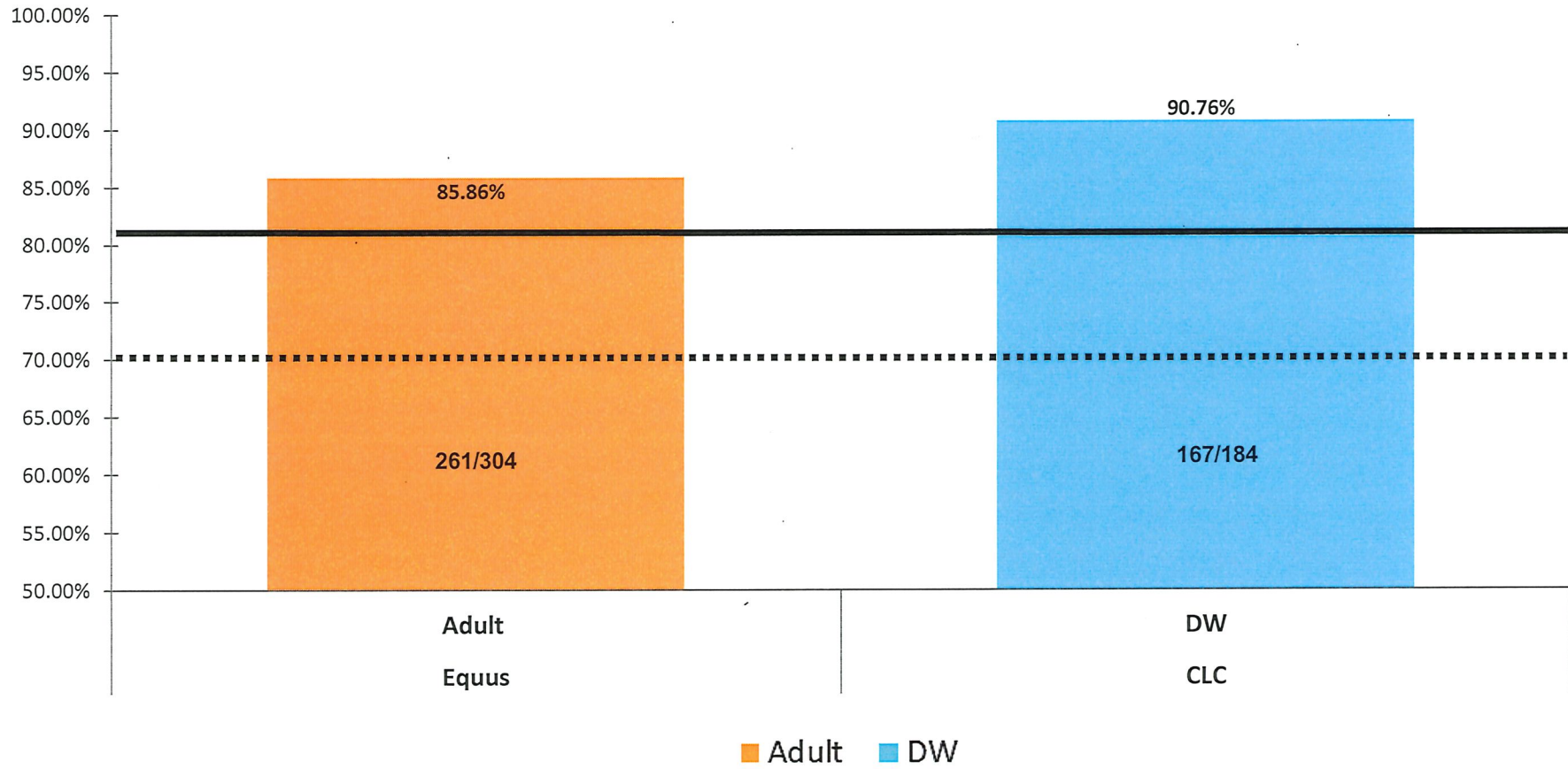
Placement Median Wage Earnings

Goals
 DW \$ 8,808 —————
 Adult \$8,100 ·······



Measurable Skills Gain

Goals
DW 81% 
Adult 70% 



**FRESNO REGIONAL
WORKFORCE DEVELOPMENT BOARD**

AGENDA ITEM:	A7
MEETING DATE:	June 7, 2023
ACTION:	ACCEPT

2125 Kern Street, Suite 208 • Fresno, CA 93721 • (559) 490-7100 • Fax (559) 490-7199 • www.frwdb.net

TO: Fresno Regional Workforce Development Board
FROM: Adult Council
SUBJECT: Third Quarter Providers of Services' Monitoring Report for Program Year 2022-2023

RECOMMENDATION:

Accept the following Providers of Services' Monitoring Report for the Third Quarter of Program Year 2022-2023.

The Adult Council approved this recommendation on May 17, 2023.

REASON FOR RECOMMENDATION:

Fresno Regional Workforce Development Board staff conducts programmatic and fiscal monitoring of all contracts to ensure compliance with federal, state, and local regulations and/or policies.

ATTACHMENT:

Adult Providers of Services Monitoring Report – Second and Third Quarter, Program Year 2022-2023

**Adult Providers of Services and Eligible Training Provider Monitoring Report
Second and Third Quarter, Program Year 2022-2023**

Program Monitoring Results:

Programmatic monitoring of the following sub-recipients was **completed** during the second and third quarters:

Sub-Recipient	Contract # (s)	Results
America Works Equity and Special Populations (ESP)	647-1245	No Findings
Central Labor Council Partnership COVID 19 National Dislocated Worker Grant (NDWG)	213	No Findings
San Joaquin Workforce Development Board High Road Construction Careers (HRCC) SB1	638-0817	No Findings
Kern, Inyo, Mono Workforce Development Board HRCC SB1	693-0817	No Findings

Programmatic monitoring of the following sub-recipients was **in process** as of the end of the third quarter:

Sub-Recipient	Contract # (s)	Status
Equus Workforce Solutions	321	Completing field work and CalJOBS casefile reviews
Fresno Economic Opportunities Commission Local Conservation Corp. CalFIRE	646-0844	Completing field work and CalJOBS casefile reviews

Fiscal Monitoring Results:

Fiscal monitoring of the following sub-recipients was **completed** during the second and third quarters:

Sub-Recipient	Contract # (s)	Results
Equus Workforce Solutions Program Year (PY) 2022-2023 Fiscal Annual Review	320, 321, 324, 0845	No Findings
Central Labor Council Partnership PY 2022-2023 Fiscal Annual Review	213	No Findings
San Joaquin Workforce Development Board HRCC SB1 PY 2022-2023 Fiscal Annual Review	638-0817	No Findings
Kern, Inyo, Mono Workforce Development Board HRCC SB1 PY 2022-2023 Fiscal Annual Review	693-0817	No Findings

Fiscal monitoring of the following sub-recipients was **in process** as of the end of the third quarter:

Fiscal monitoring of the following sub-recipients was **in process** as of the end of the third quarter:

Sub-Recipient	Contract # (s)	Status
America Works (ESP) PY 2022-2023 Fiscal Annual Review	647-1245	Finalizing Workpapers, preparing for Exit Conference.
The Rios Co. Multiple HRCC projects PY 2022-2023 Fiscal Annual Review	627-0817, 627- 0818, 627-0819, 627-0820	Initiated fieldwork and requested additional documentation for analysis.

Eligible Training Provider Monitoring Results

Reviews of the following Training Providers was **completed** during the second and third quarters:

School	State ID	Results
Advanced Career Institute	13	No Findings
Agape School of Business and Science	922	No Findings
California Institute of Medical Sciences	65	No Findings
Clovis Adult Education	493	No Findings
Dental Assisting Institute	40	No Findings
Fresno Adult School	529	No Findings
Fresno Economic Opportunities Commission	6869	No Findings
Grid Alternatives	7512	No Findings
Central Unified Adult Education	6092	No Findings
Fresno City College	8660	Performance data not entered into CalJOBS; corrective action verification scheduled for May/June
Institute of Technology	430	No Findings
P. Steve Ramirez Vocational Training Centers	4942	No Findings
Police Science Institute	855	No Findings
Sanger Adult Schools	5201	No Findings
UEI College	5736	No Findings
United Truck Driving School	1078	No Findings
Valley Regional Occupation Program	7591	No Findings

Eligible Training Provider monitoring of the following schools is in process as of the end of the third quarter: **NONE**

FRESNO REGIONAL WORKFORCE DEVELOPMENT BOARD

AGENDA ITEM:	A8
MEETING DATE:	June 7, 2023
ACTION:	ACCEPT

2125 Kern Street, Suite 208 • Fresno, CA 93721 • (559) 490-7100 • Fax (559) 490-7199 • www.frwdb.net

TO: Fresno Regional Workforce Development Board
FROM: Adult Council
SUBJECT: Third Quarter Providers of Services' Customer Complaint Report for Program Year 2022-2023

RECOMMENDATION:

Accept the Adult and Dislocated Worker Customer Complaint Report for the Third Quarter of Program Year (PY) 2022-2023.

The Adult Council approved this recommendation on May 17, 2023.

REASON FOR RECOMMENDATION:

Under the Fresno Regional Workforce Development Board (FRWDB) Joint Powers Agreement, the FRWDB develops and manages systems to hear and resolve grievances brought by participants, vendors, or other interested parties, and to provide quarterly reports to the FRWDB regarding such grievances.

ATTACHMENT:

Adult/Dislocated Worker Customer Complaint Report – Second and Third Quarter, Program Year 2022-2023

Adult/Dislocated Worker Customer Complaint Report

Second and Third Quarter, Program Year 2022-2023

Date	Sub-Recipient	Summary of Customer Complaint	Action Taken	Closure Date
12/9/2022	Equus/FRWDB	Complainant enrolled to receive truck driver training. While working to complete the process and submit the training scholarship, she was informed there were no more slots for this type of training.	FRWDB staff reviewed truck driver training list and determined there were several slot reservations that had not moved forward in the process for over 90 days. Reservations were cancelled, ERSs notified. Reserved training slot for complainant.	12/14/2022
3/23/2023	Central Labor Council-Partnership	Delayed enrollment into WIOA due to two (2)-year degree.	3/24/2023: investigation began; assigned WDB staff to assist with job search in area of degree.	

FRESNO REGIONAL WORKFORCE DEVELOPMENT BOARD

AGENDA ITEM:	A9
MEETING DATE:	June 7, 2023
ACTION:	ACCEPT

2125 Kern Street, Suite 208 • Fresno, CA 93721 • (559) 490-7100 • Fax (559) 490-7199 • www.frwdb.net

TO: Fresno Regional Workforce Development Board
FROM: Adult Council
SUBJECT: Third Quarter Job Seeker Customer Satisfaction Report for Program Year 2022-2023

RECOMMENDATION:

Accept the Third Quarter Job Seeker Customer Satisfaction Reports for Program Year (PY) 2022-2023.

The Adult Council approved this recommendation on May 17, 2023.

REASON FOR RECOMMENDATION:

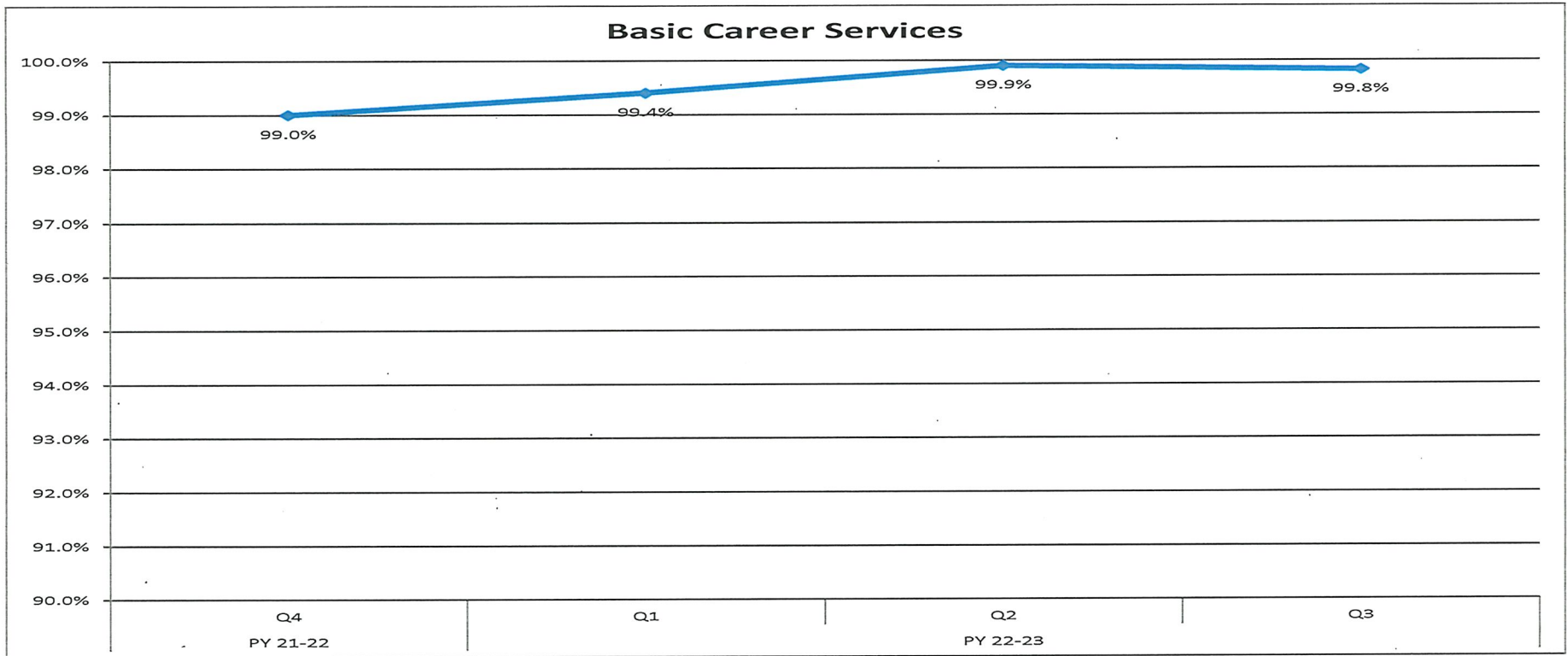
The Fresno Regional Workforce Development Board (FRWDB) Joint Powers Agreement states, in part, that FRWDB staff shall fulfill administrative responsibilities as set forth in the Workforce Innovation and Opportunity Act (WIOA), including the administering of programs as described in the WIOA, as well as developing budgets plans. Additional administrative responsibilities and authorities shall include assessing the performance and evaluating the benefit, productivity, and impact of all programs funded under the WIOA, as amended or superseded, and submitting progress reports.

As part of this responsibility, FRWDB staff has implemented the Job Seeker Customer Satisfaction process and data collection system. The FRWDB's sub-contracted providers of services submit their data to FRWDB staff on a monthly basis. The data is accumulated, analyzed and reviewed on a quarterly basis and reported to this Council.

FRWDB staff work with service providers to improve the processes used to increase the satisfaction level with its job seekers. These improvements are based on data collected through these satisfaction surveys, monitoring reviews, complaints, and monthly operations meetings between provider and FRWDB staff.

ATTACHMENTS:

ATTACHMENT I: Basic Career Services Report for the Third Quarter of PY 2022-2023
ATTACHMENT II: Placement Satisfaction Report for the Third Quarter of PY 2022-2023

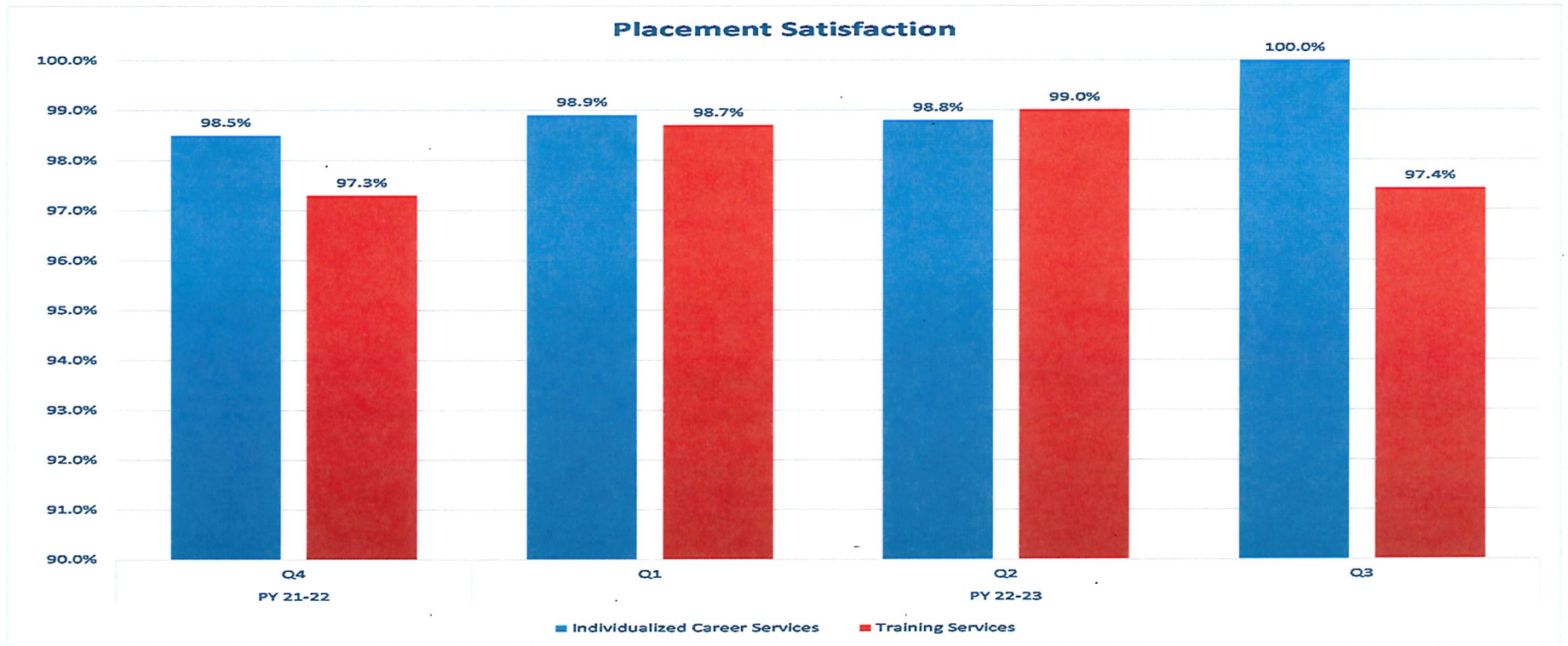


Staff Notes:

	PY 21-22		PY 22-23	
	Q4	Q1	Q2	Q3
Surveys Received	208	306	408	460
Number of Users	2,410	2,028	3,015	4,017
Survey Response Rate	8.6%	15.0%	13.5%	12.0%

Sample of User Comments:

Helpful staff; great service; communication was easy; polite, pleasant and knowledgeable staff; computer lab was helpful; very good resources, needs to be advertised more; we are very lucky to have this place to get help; excellent services; accessibility to job postings was easier at the previous location; new things in Parlier...finally; needs job postings; I'm happy I came in; the lounge area was perfect, a quiet place to fill out paperwork; suggest there be more school program brochures available; need a place like this near Squaw Valley; love the new building; suggest you post hours on entrance windows; suggest a computer literacy class; All questions answered; did not know training was available; Very nice employees; Staff has given me hope and a positive outlook; The orientation was very helpful; The process was easy with staff.



Staff Notes:

	PY 21-22		PY 22-23					
	Q4		Q1		Q2		Q3	
	Non-Training	Training	Training	Non-Training	Training	Non-Training	Training	Non-Training
Surveys Received by Type	15	49	23	44	41	20	45	25
Clients Closed & Placed by Type	38	69	23	44	90	30	70	49
Survey Response Rate	40%	71%	100%	100%	46%	67%	65%	51%

Participant Feedback:

Individualized Career Services: Process is lengthy and discouraging at time; Workshop facilitator was extremely motivating and helpful; process took too long; I learned a lot in this process, thank you; Very happy with the services received; Staff is amazing; All services provided were beneficial; The workshops were excellent refreshers for someone who has been out of the workforce for a long time.

Training Services: Thank you to all of the Workforce Staff and found the overall experience outstanding; The OJT helped me secure fulltime employment; Happy to be a truck driver thanks to Workforce Connection; Very appreciative of the Clean Slate process; Coming to Workforce Connection was one of the best decisions I have made; Very thankful for all the services provided; thank you for the services provided, after training, was able to secure employment in the Lab department; completed training and secured fulltime training related employment; Did not secure employment in field of training; Excited to be starting my new career; Both WFC and the school exceeded my expectations; I am very blessed to have found WFC, working in the field of training; The workshops were very helpful in giving me skills to secure training related employment.

**Consent Items
Submitted by the**

**Executive
Committee**

FRESNO REGIONAL WORKFORCE DEVELOPMENT BOARD

AGENDA ITEM:	B1
MEETING DATE:	June 7, 2023
ACTION:	APPROVE

2125 Kern Street, Suite 208 • Fresno, CA 93721 • (559) 490-7100 • Fax (559) 490-7199 • www.frwdb.net

TO: Fresno Regional Workforce Development Board
FROM: Executive Committee
SUBJECT: Workforce Innovation and Opportunity Act Adult and Dislocated Worker Funding Recommendations for Program Year 2023-2024

RECOMMENDATION:

Approve Workforce Innovation and Opportunity Act (WIOA) Adult and Dislocated Worker funding allocations for Program Year (PY) 2023-2024 as outlined in the attached budget allocation worksheet (Attachment I).

This item will be submitted to the Executive Committee on June 7, 2023, and the results of the Executive Committee meeting will be reported at the Fresno Regional Workforce Development Board's (FRWDB's) June 7, 2023, meeting.

REASON FOR RECOMMENDATION:

The Employment Development Department (EDD), Workforce Services Division, released WIOA formula allocations for PY 2023-2024 on May 18, 2023 (Attachment II). These allocations are based on the allotment levels issued by the U.S. Department of Labor, Employment and Training Administration to the states on April 21, 2023.

The FRWDB received \$9,631,108 of Adult and Dislocated Worker funds, a decrease of 9.80% or \$1,046,417 compared to last year's allocation of \$10,677,525. The projected carryover for the WIOA Adult program is \$6,367,555, which is a 14.41% decrease of \$1,072,067 compared to \$7,439,622 for PY 2022-2023. This brings the total available funding to \$15,998,663, which results in an overall net decrease of 11.69%.

The Executive Committee recommends that the FRWDB approve the proposed budget allocations as outlined in Attachment I. Approval of the recommended funding allocations will result in the following:

- Decrease \$436,793 in AJCC Facilities;
- Decrease \$36,625 in Community Outreach/Marketing costs;
- Decrease \$2,029,282 in One-Time Costs (prior plan year moving costs);
- Decrease \$49,715 in FRWDB Admin Support;
- Decrease \$65,901 in FRWDB Program Support;
- Increase \$55,514 in Program Income;
- Decrease \$31,393 in carryover to PY 2024-2025;

- Decrease \$313,925 in Current Plan Year Training Pool;
- Increase \$900,664 in Prior Plan Year Training Reserve;
- All other line items remain the same.

FISCAL IMPACT:

Approval of this item will allocate \$15,998,663 of WIOA Adult and Dislocated Worker funds, which will be allocated to FRWDB operational, sub-contracts and participant pools and allocates \$288,933 to carryover for PY 2024-2025.

ATTACHMENTS:

ATTACHMENT I: WIOA Adult and Dislocated Worker Allocations Worksheet for PY 2023-2024

ATTACHMENT II: EDD Information Notice WSIN22-43, WIOA Formula Allocations – PY 23-24

	A	B	C	D	E	F
1	WIOA ADULT AND DISLOCATED WORKER					
2	ALLOCATIONS FOR PROGRAM YEAR 2023-2024					
3	Attachment I					
4						
5			Adult/DW	Adult/DW		
6			Allocation	Allocation	Increase/	%
7			2022-23	2023-24	(Decrease)	Change
8						
9						
10	Actual/Estimated Carryover		7,439,622	6,367,555	(1,072,067)	-14.41%
11	Award		10,677,525	9,631,108	(1,046,417)	-9.80%
12	Total Available		18,117,147	15,998,663	(2,118,484)	-11.69%
13						
14	Operational Costs					
15	AJCC Facility/Site Budgets		2,920,262	2,483,469	(436,793)	-15%
16	Community Outreach/OS Marketing Budget	3.50%	373,713	337,089	(36,625)	-10%
17	One Time Costs PY 22-23 and PY 23-24		2,473,432	444,150	(2,029,282)	-82%
18	FRWDB Admin Support		1,364,586	1,314,871	(49,715)	-4%
19	FRWDB Program Support		1,808,870	1,742,969	(65,901)	-4%
20	Assessment Materials		42,630	42,630	0	0%
21	Employment Study		10,500	10,500	0	0%
22	Program Income		(593,033)	(648,547)	(55,514)	9%
23	Carryover to Following Year	3.00%	320,326	288,933	(31,393)	-10%
24	Total Operational Costs		8,721,287	6,016,064	(2,705,223)	-31%
25						
26	Contractors & Participant Pools					
27	CLC - DW		1,618,139	1,618,139	0	0%
28	EQUUS - Adult		2,144,975	2,144,975	0	0%
29	Current Plan Year Training Pool		3,203,258	2,889,332	(313,925)	-10%
30	Prior Plan Year Training Reserve		1,809,968	2,710,632	900,664	50%
31	Incumbent Worker Training (IWT) Pool		253,475	253,475	0	0%
32	Supportive Services		107,128	107,128	0	0%
33	Participant Soft Skills Workshop Pool		138,918	138,918	0	0%
34	Pilot Public Defenders Project		30,000	30,000	0	0%
35	VRTS Programming & Maintenance		90,000	90,000	0	0%
36	Total Contractors & Participant Pools		9,395,861	9,982,599	586,739	6%
37						
38						
39	Total Allocations		18,117,147	15,998,663		
40			0	0		
41						
42			3,203,258	2,889,332		
43	Training Percentage		30%	30%		
44						
45						
46	Note: Due to spreadsheet formula rounding calculations, total(s) may be \$1.00 off.					
47	Prepared By: C. Beierschmitt					
48						
49						

WIOA Formula Allocations – PY 23-24

Workforce Services Information Notice

WSIN22-43

Issued: May 18, 2023

The *Workforce Innovation and Opportunity Act* (WIOA) Title I formula fund allocations for each Local Workforce Development Area (Local Area), for Program Year (PY) 2023-24, have been released. These allocations (Adult, Youth, and Dislocated Worker (DW)) are based on the allotments issued by the U.S. Department of Labor (DOL), to the states per Training and Employment Guidance Letter 15-22, dated April 21, 2023.

The WIOA prescribes a specific method to calculate sub-state hold harmless levels for DW Program funds. As a result, there is an alignment in the WIOA hold harmless provisions across the Youth, Adult, and DW programs. These hold harmless provisions were established to help mitigate year-to-year volatility in funding levels. Under the WIOA, hold harmless provisions ensure that each area receives no less than 90 percent of their average percentage share from the two prior years. The local areas that receive more than 100 percent of their average percentage share from the previous two years will be proportionately reduced by the amount of total funding necessary to ensure that all local areas receive at least 90 percent of their average percentage share from the two prior years.

Please be aware that this notice is being issued for planning and budgeting purposes only because the state has not yet received the federal Notice of Award (NOA) for any of the funding streams. Once the NOA has been received, Youth allocations will be released to Local Areas immediately. Youth allotments to the states will be issued in one sum with an effective date of April 1, 2023, under the grant code 301. The Adult and DW allocations will be released as soon as we receive federal and state spending authority for these funds.

The allotment to California and the amounts available for the formula allocation to the local areas are listed below. Attachment 1 reflects the total amount local areas will receive for each of the funding streams during the PY 23-24. Additionally, Attachment 2 provides a breakdown of how each of the three funding streams are allocated.

PY 23-24 Federal Allotment & Available Formula Allocation

PY 23-24 Title I	Total Federal Allotment	Total Available for Formula Allocation
Youth Program	\$142,969,572	\$121,524,137
Adult Program	\$137,974,143	\$117,278,022
Dislocated Worker Program	\$158,397,875	\$ 95,038,726
Total	\$439,341,590	\$333,840,885

If you have any questions, please contact the Financial Management Unit at WSBFinancialManagementUnit@edd.ca.gov.

/s/ KIMBERLEE MEYER, Chief
Central Office Workforce Services Division

Attachments

1. Youth, Adult, and Dislocated Worker Allotments (PDF)
2. WIOA Funding SFY 23-24 (PDF)

**Workforce Innovation and Opportunity Act
Youth, Adult, and Dislocated Worker Activities Final Allocations
Program Year 2023 - 2024**

Local Area	Round 1			Round 2		Grand Total
	Youth	Adult	Dislocated Worker	Adult	Dislocated Worker	
Alameda	\$1,687,176	\$318,309	\$476,670	\$1,300,147	\$1,733,657	\$5,515,959
Anaheim City	\$805,594	\$155,578	\$169,619	\$635,464	\$616,906	\$2,383,161
Contra Costa	\$1,805,407	\$339,590	\$424,750	\$1,387,070	\$1,544,823	\$5,501,640
Foothill	\$649,583	\$134,367	\$120,583	\$548,827	\$438,561	\$1,891,921
Fresno	\$5,912,242	\$1,116,598	\$852,644	\$4,560,786	\$3,101,080	\$15,543,350
Golden Sierra	\$789,517	\$156,409	\$214,907	\$638,857	\$781,619	\$2,581,309
Humboldt	\$383,518	\$63,650	\$53,852	\$259,980	\$195,862	\$956,862
Imperial	\$2,879,063	\$558,575	\$440,584	\$2,281,523	\$1,602,410	\$7,762,155
Kern, Inyo, and Mono	\$5,627,541	\$1,075,672	\$820,376	\$4,393,625	\$2,983,719	\$14,900,933
Kings	\$808,555	\$172,073	\$124,322	\$702,838	\$452,159	\$2,259,947
Los Angeles City	\$16,637,648	\$3,201,741	\$2,182,299	\$13,077,632	\$7,937,064	\$43,036,384
Los Angeles County	\$14,450,520	\$2,714,266	\$1,899,009	\$11,086,526	\$6,906,729	\$37,057,050
Pacific Gateway	\$2,028,611	\$388,490	\$265,704	\$1,586,801	\$966,370	\$5,235,976
Madera	\$777,473	\$152,135	\$113,073	\$621,400	\$411,248	\$2,075,329
Merced	\$1,783,783	\$331,209	\$254,211	\$1,352,837	\$924,569	\$4,646,609
Mother Lode	\$328,992	\$78,452	\$66,760	\$320,439	\$242,808	\$1,037,451
Monterey	\$2,077,305	\$405,001	\$408,925	\$1,654,240	\$1,487,266	\$6,032,737
Workforce Alliance of the North Bay	\$907,572	\$187,769	\$213,046	\$766,949	\$774,852	\$2,850,188
North Central Counties Consortium	\$1,301,354	\$248,378	\$207,661	\$1,014,510	\$755,266	\$3,527,169
NoRTEC	\$2,242,445	\$441,134	\$364,460	\$1,801,828	\$1,325,545	\$6,175,412
NOVA	\$1,246,037	\$248,632	\$437,107	\$1,015,547	\$1,589,764	\$4,537,087
Oakland City	\$1,169,500	\$240,796	\$222,204	\$983,542	\$808,158	\$3,424,200
Orange	\$3,845,640	\$710,928	\$1,027,375	\$2,903,812	\$3,736,580	\$12,224,335
Richmond City	\$330,160	\$68,269	\$59,205	\$278,849	\$215,331	\$951,814
Riverside	\$6,985,459	\$1,312,501	\$1,216,945	\$5,360,962	\$4,426,050	\$19,301,917
Sacramento	\$3,951,456	\$780,690	\$709,970	\$3,188,757	\$2,582,172	\$11,213,045
Santa Ana City	\$786,866	\$149,298	\$133,100	\$609,813	\$484,086	\$2,163,163
Santa Barbara	\$1,294,682	\$170,926	\$190,083	\$698,153	\$691,337	\$3,045,181
San Benito	\$199,326	\$38,146	\$43,133	\$155,807	\$156,874	\$593,286
San Bernardino	\$6,554,284	\$1,225,629	\$1,006,880	\$5,006,131	\$3,662,037	\$17,454,961
South Bay	\$2,143,612	\$429,336	\$364,342	\$1,753,639	\$1,325,116	\$6,016,045
Santa Cruz	\$1,046,063	\$165,474	\$179,701	\$675,886	\$653,574	\$2,720,698
San Diego	\$7,394,004	\$1,394,928	\$1,449,467	\$5,697,638	\$5,271,733	\$21,207,770
SELACO	\$1,773,277	\$340,632	\$261,814	\$1,391,325	\$952,222	\$4,719,270
San Francisco	\$1,422,937	\$294,413	\$412,673	\$1,202,540	\$1,500,897	\$4,833,460
San Joaquin	\$3,051,273	\$580,958	\$484,973	\$2,372,946	\$1,763,855	\$8,254,005
San Jose - Silicon Valley	\$2,040,659	\$389,306	\$521,968	\$1,590,134	\$1,898,406	\$6,440,473
San Luis Obispo	\$693,808	\$93,473	\$98,619	\$381,794	\$358,679	\$1,626,373
Solano	\$1,124,506	\$229,657	\$213,310	\$938,041	\$775,810	\$3,281,324
Sonoma	\$773,301	\$147,175	\$192,085	\$601,140	\$698,616	\$2,412,317
Stanislaus	\$2,487,029	\$475,562	\$383,126	\$1,942,449	\$1,393,435	\$6,681,601
Tulare	\$3,714,764	\$703,230	\$542,242	\$2,872,371	\$1,972,143	\$9,804,750
Verdugo	\$1,195,006	\$246,384	\$190,672	\$1,006,365	\$693,478	\$3,331,905
Ventura	\$1,669,269	\$297,182	\$381,815	\$1,213,853	\$1,388,668	\$4,950,787
Yolo	\$747,320	\$92,698	\$99,402	\$378,630	\$361,526	\$1,679,576
Total	\$121,524,137	\$23,065,619	\$20,495,666	\$94,212,403	\$74,543,060	\$333,840,885

FRESNO REGIONAL WORKFORCE DEVELOPMENT BOARD

AGENDA ITEM:	B2
MEETING DATE:	June 7, 2023
ACTION:	APPROVE

2125 Kern Street, Suite 208 • Fresno, CA 93721 • (559) 490-7100 • Fax (559) 490-7199 • www.frwdb.net

TO: Fresno Regional Workforce Development Board
FROM: Executive Committee
SUBJECT: Workforce Innovation and Opportunity Act Youth Funding Recommendations for Program Year 2023-2024

RECOMMENDATION:

Recommend that the Fresno Regional Workforce Development Board (FRWDB) approve Workforce Innovation and Opportunity Act (WIOA) Youth funding allocations for Program Year (PY) 2023-2024 as outlined in the attached budget allocation worksheet (Attachment I).

This item will be submitted to the Executive Committee on June 7, 2023, and the results of the Executive Committee meeting will be reported at the Fresno Regional Workforce Development Board's (FRWDB's) June 7, 2023, meeting.

REASON FOR RECOMMENDATION:

The Employment Development Department (EDD), Workforce Services Division, released WIOA formula allocations for PY 2023-2024 on May 18, 2023 (Attachment II). These allocations are based on the allotment levels issued by the U.S. Department of Labor, Employment and Training Administration to the states on April 21, 2023.

The FRWDB received \$5,912,242 of Youth funds, a decrease of 7.08% or \$450,213 compared to last year's allocation of \$6,362,455. The projected carryover for the WIOA Youth program is \$2,360,422, which is a 61.37% increase of \$897,718 compared to \$1,462,704 for PY 2022-2023. This brings the total available funding to \$8,272,664 which results in an overall net increase of 5.72%.

FRWDB staff recommends that the Executive Committee approve the proposed budget allocations as outlined in Attachment I. Approval of the recommended funding allocations will result in the following:

- Increase \$728,480 for AJCC Facilities;
- Decrease \$9,004 in Community Outreach/Marketing costs;
- Decrease \$357,508 in One Time Costs (prior plan year moving costs);
- Increase \$442,405 for allocation of FRWDB Admin Support;
- Increase \$586,444 for allocation of FRWDB Program Support;
- Decrease \$13,506 in carryover to PY 2024-2025;

- Net decrease of \$409,163 for the Incarcerated Youth, Urban West, Urban East and Rural East provider contracts due to all facility costs will no longer be in the providers' budgets as they will now be located at the AJCC sites;
- Rural West net increase of \$55,063;
- Decrease \$330,500 in Current Plan Year Work Experience Pool;
- Decrease \$44,125 in Prior Plan Year Work Experience Reserve;
- Decrease \$154,395 in Vocational Training Pool;
- Decrease \$10,000 in Participant Workshops;
- Decrease \$15,000 in Soft Skills Training Pool;
- Decrease \$21,685 in Supportive Services;
- Assessment Materials and Pilot Public Defenders Project will remain the same.

FISCAL IMPACT:

Approval of this item will allocate \$8,272,664 of WIOA Youth funds, which will be allocated to FRWDB operational, sub-contracts and participant pools and allocates \$177,367 to carryover for PY 2024-2025.

ATTACHMENTS:

ATTACHMENT I: WIOA Youth Allocations Worksheet for PY 2023-2024

ATTACHMENT II: EDD Information Notice WSIN22-43, WIOA Formula Allocations – PY 23-24

	A	B	C	D	E	F
1	WIOA YOUTH					
2	ALLOCATIONS FOR PROGRAM YEAR 2023-2024					
3						
4			Youth	Youth		
5			Allocation	Allocation	Increase/	%
6			2022-23	2023-24	(Decrease)	Change
7						
8						
9	Actual/Estimated Carryover		1,462,704	2,360,422	897,718	61.37%
10	Award		6,362,455	5,912,242	(450,213)	-7.08%
11	Total Available		7,825,159	8,272,664	447,505	5.72%
12						
13	Operational Costs					
14	AJCC Facility/Site Budgets		730,066	1,458,546	728,480	99.78%
15	Community Outreach/OS Marketing Budget	2%	127,249	118,245	(9,004)	-7.08%
16	One Time Costs PY 22-23 and PY 23-24		618,358	260,850	(357,508)	-57.82%
17	FRWDB Admin Support		341,146	783,551	442,405	129.68%
18	FRWDB Program Support		452,217	1,038,661	586,444	129.68%
19	Assessment Materials		55,494	55,494	0	0.00%
20	Carryover to Following Year	3%	190,874	177,367	(13,506)	-7.08%
21	Total Operational Costs		2,515,404	3,892,714	1,377,310	54.76%
22						
23	Contractors & Participant Pools					
24	Equus - Incarcerated Youth		301,899	278,528	(23,371)	-7.74%
25	Equus - Urban West		1,020,064	891,800	(128,264)	-12.57%
26	Fresno EOC - Urban East		1,020,064	891,800	(128,264)	-12.57%
27	Proteus - Rural East		571,246	441,982	(129,264)	-22.63%
28	Proteus - Rural West		378,097	0	(378,097)	-100.00%
29	America Works - Rural West		0	433,160	433,160	0.00%
30	Current Plan Year Work Experience Pool		1,272,491	941,991	(330,500)	-25.97%
31	Prior Plan Year Work Experience Reserve		169,125	125,000	(44,125)	-26.09%
32	Vocational Training Pool		335,084	180,689	(154,395)	-46.08%
33	Pilot Public Defenders Project		15,000	15,000	0	0.00%
34	Participant Workshops		55,000	45,000	(10,000)	-18.18%
35	Soft Skills Training Pool		50,000	35,000	(15,000)	-30.00%
36	Supportive Services		121,685	100,000	(21,685)	-17.82%
37	Total Contractors & Participant Pools		5,309,755	4,379,950	(929,805)	-17.51%
38						
39						
40	Total Allocations		7,825,159	8,272,664		
41			0	0		
42						
43			1,272,491	1,064,204		
44	Work Experience Training Percentage		20%	20%		
45						
46						
47	Note: Due to spreadsheet formula rounding calculations, total(s) may be \$1.00 off.					
48	Prepared By: C. Beierschmitt					
49						

WIOA Formula Allocations – PY 23-24

Workforce Services Information Notice

WSIN22-43

Issued: May 18, 2023

The *Workforce Innovation and Opportunity Act* (WIOA) Title I formula fund allocations for each Local Workforce Development Area (Local Area), for Program Year (PY) 2023-24, have been released. These allocations (Adult, Youth, and Dislocated Worker (DW)) are based on the allotments issued by the U.S. Department of Labor (DOL), to the states per Training and Employment Guidance Letter 15-22, dated April 21, 2023.

The WIOA prescribes a specific method to calculate sub-state hold harmless levels for DW Program funds. As a result, there is an alignment in the WIOA hold harmless provisions across the Youth, Adult, and DW programs. These hold harmless provisions were established to help mitigate year-to-year volatility in funding levels. Under the WIOA, hold harmless provisions ensure that each area receives no less than 90 percent of their average percentage share from the two prior years. The local areas that receive more than 100 percent of their average percentage share from the previous two years will be proportionately reduced by the amount of total funding necessary to ensure that all local areas receive at least 90 percent of their average percentage share from the two prior years.

Please be aware that this notice is being issued for planning and budgeting purposes only because the state has not yet received the federal Notice of Award (NOA) for any of the funding streams. Once the NOA has been received, Youth allocations will be released to Local Areas immediately. Youth allotments to the states will be issued in one sum with an effective date of April 1, 2023, under the grant code 301. The Adult and DW allocations will be released as soon as we receive federal and state spending authority for these funds.

The allotment to California and the amounts available for the formula allocation to the local areas are listed below. Attachment 1 reflects the total amount local areas will receive for each of the funding streams during the PY 23-24. Additionally, Attachment 2 provides a breakdown of how each of the three funding streams are allocated.

PY 23-24 Federal Allotment & Available Formula Allocation

PY 23-24 Title I	Total Federal Allotment	Total Available for Formula Allocation
Youth Program	\$142,969,572	\$121,524,137
Adult Program	\$137,974,143	\$117,278,022
Dislocated Worker Program	\$158,397,875	\$ 95,038,726
Total	\$439,341,590	\$333,840,885

If you have any questions, please contact the Financial Management Unit at WSBFinancialManagementUnit@edd.ca.gov.

/s/ KIMBERLEE MEYER, Chief
Central Office Workforce Services Division

Attachments

1. Youth, Adult, and Dislocated Worker Allotments (PDF)
2. WIOA Funding SFY 23-24 (PDF)

**Workforce Innovation and Opportunity Act
Youth, Adult, and Dislocated Worker Activities Final Allocations
Program Year 2023 - 2024**

Local Area	Round 1			Round 2		Grand Total
	Youth	Adult	Dislocated Worker	Adult	Dislocated Worker	
Alameda	\$1,687,176	\$318,309	\$476,670	\$1,300,147	\$1,733,657	\$5,515,959
Anaheim City	\$805,594	\$155,578	\$169,619	\$635,464	\$616,906	\$2,383,161
Contra Costa	\$1,805,407	\$339,590	\$424,750	\$1,387,070	\$1,544,823	\$5,501,640
Foothill	\$649,583	\$134,367	\$120,583	\$548,827	\$438,561	\$1,891,921
Fresno	\$5,912,242	\$1,116,598	\$852,644	\$4,560,786	\$3,101,080	\$15,543,350
Golden Sierra	\$789,517	\$156,409	\$214,907	\$638,857	\$781,619	\$2,581,309
Humboldt	\$383,518	\$63,650	\$53,852	\$259,980	\$195,862	\$956,862
Imperial	\$2,879,063	\$558,575	\$440,584	\$2,281,523	\$1,602,410	\$7,762,155
Kern, Inyo, and Mono	\$5,627,541	\$1,075,672	\$820,376	\$4,393,625	\$2,983,719	\$14,900,933
Kings	\$808,555	\$172,073	\$124,322	\$702,838	\$452,159	\$2,259,947
Los Angeles City	\$16,637,648	\$3,201,741	\$2,182,299	\$13,077,632	\$7,937,064	\$43,036,384
Los Angeles County	\$14,450,520	\$2,714,266	\$1,899,009	\$11,086,526	\$6,906,729	\$37,057,050
Pacific Gateway	\$2,028,611	\$388,490	\$265,704	\$1,586,801	\$966,370	\$5,235,976
Madera	\$777,473	\$152,135	\$113,073	\$621,400	\$411,248	\$2,075,329
Merced	\$1,783,783	\$331,209	\$254,211	\$1,352,837	\$924,569	\$4,646,609
Mother Lode	\$328,992	\$78,452	\$66,760	\$320,439	\$242,808	\$1,037,451
Monterey	\$2,077,305	\$405,001	\$408,925	\$1,654,240	\$1,487,266	\$6,032,737
Workforce Alliance of the North Bay	\$907,572	\$187,769	\$213,046	\$766,949	\$774,852	\$2,850,188
North Central Counties Consortium	\$1,301,354	\$248,378	\$207,661	\$1,014,510	\$755,266	\$3,527,169
NoRTEC	\$2,242,445	\$441,134	\$364,460	\$1,801,828	\$1,325,545	\$6,175,412
NOVA	\$1,246,037	\$248,632	\$437,107	\$1,015,547	\$1,589,764	\$4,537,087
Oakland City	\$1,169,500	\$240,796	\$222,204	\$983,542	\$808,158	\$3,424,200
Orange	\$3,845,640	\$710,928	\$1,027,375	\$2,903,812	\$3,736,580	\$12,224,335
Richmond City	\$330,160	\$68,269	\$59,205	\$278,849	\$215,331	\$951,814
Riverside	\$6,985,459	\$1,312,501	\$1,216,945	\$5,360,962	\$4,426,050	\$19,301,917
Sacramento	\$3,951,456	\$780,690	\$709,970	\$3,188,757	\$2,582,172	\$11,213,045
Santa Ana City	\$786,866	\$149,298	\$133,100	\$609,813	\$484,086	\$2,163,163
Santa Barbara	\$1,294,682	\$170,926	\$190,083	\$698,153	\$691,337	\$3,045,181
San Benito	\$199,326	\$38,146	\$43,133	\$155,807	\$156,874	\$593,286
San Bernardino	\$6,554,284	\$1,225,629	\$1,006,880	\$5,006,131	\$3,662,037	\$17,454,961
South Bay	\$2,143,612	\$429,336	\$364,342	\$1,753,639	\$1,325,116	\$6,016,045
Santa Cruz	\$1,046,063	\$165,474	\$179,701	\$675,886	\$653,574	\$2,720,698
San Diego	\$7,394,004	\$1,394,928	\$1,449,467	\$5,697,638	\$5,271,733	\$21,207,770
SELACO	\$1,773,277	\$340,632	\$261,814	\$1,391,325	\$952,222	\$4,719,270
San Francisco	\$1,422,937	\$294,413	\$412,673	\$1,202,540	\$1,500,897	\$4,833,460
San Joaquin	\$3,051,273	\$580,958	\$484,973	\$2,372,946	\$1,763,855	\$8,254,005
San Jose - Silicon Valley	\$2,040,659	\$389,306	\$521,968	\$1,590,134	\$1,898,406	\$6,440,473
San Luis Obispo	\$693,808	\$93,473	\$98,619	\$381,794	\$358,679	\$1,626,373
Solano	\$1,124,506	\$229,657	\$213,310	\$938,041	\$775,810	\$3,281,324
Sonoma	\$773,301	\$147,175	\$192,085	\$601,140	\$698,616	\$2,412,317
Stanislaus	\$2,487,029	\$475,562	\$383,126	\$1,942,449	\$1,393,435	\$6,681,601
Tulare	\$3,714,764	\$703,230	\$542,242	\$2,872,371	\$1,972,143	\$9,804,750
Verdugo	\$1,195,006	\$246,384	\$190,672	\$1,006,365	\$693,478	\$3,331,905
Ventura	\$1,669,269	\$297,182	\$381,815	\$1,213,853	\$1,388,668	\$4,950,787
Yolo	\$747,320	\$92,698	\$99,402	\$378,630	\$361,526	\$1,679,576
Total	\$121,524,137	\$23,065,619	\$20,495,666	\$94,212,403	\$74,543,060	\$333,840,885

FRESNO REGIONAL WORKFORCE DEVELOPMENT BOARD

AGENDA ITEM:	B3
MEETING DATE:	June 7, 2023
ACTION:	APPROVE

2125 Kern Street, Suite 208 • Fresno, CA 93721 • (559) 490-7100 • Fax (559) 490-7199 • www.frwdb.net

TO: Fresno Regional Workforce Development Board
FROM: Executive Committee
SUBJECT: Program Year 2023-2024 Agency Budget and Personnel Plan

RECOMMENDATION:

Approve the Program Year (PY) 2023-2024 FRWDB Agency Budget and Agency Personnel Plan. Expenditures may exceed individual budget line items as long as total expenditures do not exceed the total budget.

This item will be submitted to the Executive Committee on June 7, 2023, and the results of the Executive Committee meeting will be reported at the Fresno Regional Workforce Development Board's (FRWDB's) June 7, 2023, meeting.

REASON FOR RECOMMENDATION:

The Schedule of Funds, Attachment I, details the total funds, including estimated carryover from PY 2022-2023, and estimated funds available for PY 2023-2024. \$15,543,350 in Workforce Innovation and Opportunity Act (WIOA) Formula Allocations for PY 2023-2024, from the Employment Development Department Workforce Services Division, \$8,922,977 in estimated prior year carryover funds from PY 2022-2023, and \$24,235,977 in Special Grant funding. Overall, it is estimated that funding will increase \$10,676,344.

Attachment II, Staff Schedule, details staff positions for the agency. The cost for all FRWDB staff is included in the Agency Budget on Attachment IV. These amounts include the cost for Administrative Services, Program Support, Information Technology Support, and America's Job Centers of California Site Support.

Attachment III, Fresno Area Workforce Investment Corporation (FAWIC) Personnel Structure, details the staffing classifications, by levels, by beginning and ending salary ranges.

Attachment IV details the proposed Agency Budget for PY 2023-2024, as compared to the PY 2022-2023 budget. The attached budget reflects:

- \$434,592 increase to salaries;
- \$41,783 increase to payroll taxes;
- \$136,397 increase to benefits;
- \$1,550 increase to insurance;
- \$4,000 increase to miscellaneous;
- \$5,000 increase to office expense;
- \$7,700 increase to rent and lease copiers expenditures;
- \$8,000 increase (25%) to utilities;
- \$144,000 net increase to furniture and equipment;

FISCAL IMPACT:

\$5,724,598

ATTACHMENTS:

ATTACHMENT I - Schedule of Funds

ATTACHMENT II - Staff Schedule

ATTACHMENT III - FAWIC Personnel Structure

ATTACHMENT IV - Agency Budget

FRESNO REGIONAL WORKFORCE DEVELOPMENT BOARD
SCHEDULE OF FUNDS
FY 2023-2024

GRANT	FUNDS AVAILABLE PY 2022-23	ESTIMATED FUNDS AVAILABLE PY 2023-24	INCREASE (DECREASE)
WIOA ADULT	11,071,229	9,992,346	(1,078,883)
WIOA DISLOCATED WORKER	7,462,952	6,006,317	(1,456,635)
WIOA YOUTH	7,918,275	8,272,664	354,389
WIOA RAPID RESPONSE (includes Lay Off Aversion)	187,000	195,000	8,000
TCC - Transformative Climate Communities - Ends 3.31.24	949,301	753,000	(196,301)
CAL FIRE - Ends 3.31.25	366,719	204,000	(162,719)
COVID-19 Employment Recovery NDWG - Ended 3.31.23	164,218	-	(164,218)
High Road Construction Careers (HRCC): SB1 Valley Build - Ended 2.28.23	491,439	-	(491,439)
Fatherhood Fire - HHS - Ends 9.29.24	749,999	749,999	-
HRCC: CCI - Low Carbon Economy Workforce Program - Ended 3.31.23	1,015,511	-	(1,015,511)
2020 September Wildfires - Ends 12.31.23	946,189	128,993	(817,196)
Pathway Home Grant - GRID Alternatives - Ends 12.31.23	71,309	65,250	(6,059)
HRCC: Reimagine Workforce Preparation Grant (RWPG) - Ends 9.30.23	1,591,769	1,306,353	(285,416)
Equity & Special Populations (ESP) - Ends 12.31.23	750,000	399,071	(350,929)
HRCC: Pathway Additional Educational (Foundations) - Ends 6.30.23	258,500	-	(258,500)
Valley Build Construction - Assembly Bill No. 178 - Ends 12.31.25	3,000,000	2,950,000	(50,000)
City of Fresno - One Youth Job Corps - Ends 5.1.24	281,550	171,615	(109,935)
Quality Jobs, Equity, Strategy, Training (QUEST) - Ends 9.30.24	750,000	682,220	(67,780)
CalFire - Rnd 2 - Central Valley Forestry Corps (CVFC) Ends 3.31.26		1,973,615	1,973,615
Prison to Employment (P2E) 3.0 - Ends 12.31.25		719,723	719,723
HRCC: Resilient Workforce (RWF) - Ends 3.31.26		8,825,127	8,825,127
High Road Training Partnerships (HRTP - RWF) - Ends 3.31.26		2,500,000	2,500,000
Good Jobs Challenge - American Rescue Plan - Ends 1.31.28		1,756,282	1,756,282
Pending - Regional Equity and Recovery Partnerships (RERP)		1,050,729	1,050,729
TOTAL FUNDING	38,025,960	48,702,304	10,676,344

Prepared by: C. Belerschmitt

FRESNO REGIONAL WORKFORCE DEVELOPMENT BOARD

STAFF SCHEDULE

REGULAR POSITIONS	BUDGET FY 22-23	BUDGET FY 23-24	SALARY RANGE FY 22-23	SALARY RANGE FY 23-24
<u>Administrative Services:</u>				
Executive Director	1.00	1.00	\$12,256 to \$18,750	\$12,256 to \$18,750
Senior Deputy Director	0.30	0.30	5,665 to 8,368	7,467 to 10,170
Deputy Director Fiscal Services	1.00	1.00	5,665 to 8,368	7,467 to 10,170
Deputy Director Information & General Services	0.40	0.40	5,665 to 8,368	7,467 to 10,170
Monitoring Manager	0.50	0.50	4,841 to 6,521	5,633 to 7,641
Information and General Services Manager	1.00	1.00	4,841 to 6,521	5,633 to 7,641
Network Administrator	1.00	1.00	4,100 to 6,210	4,803 to 6,913
Marketing & Grants Manager	0.10	0.10	4,841 to 6,521	5,633 to 7,641
Accounting Manager	1.00	1.00	4,841 to 6,521	5,633 to 7,641
Accounting Coordinator	1.00	2.00	3,833 to 5,417	4,361 to 5,945
Accounting Facilitator	2.00	2.00	3,200 to 4,554	3,651 to 5,005
Monitoring Coordinator	1.00	1.50	3,833 to 5,417	4,361 to 5,945
Senior Administrative Support Coordinator	1.00	1.00	3,833 to 5,417	4,361 to 5,945
Administrative Assistant	2.00	2.00	3,089 to 4,323	3,501 to 4,735
Total Administration Positions	13.30	14.80		
<u>Program Operations</u>				
Senior Deputy Director	0.70	0.70	\$ 5,665 to \$ 8,368	\$ 7,467 to \$ 10,170
Deputy Director Information & General Services	0.60	0.60	5,665 to 8,368	7,467 to 10,170
Business Services Manager	1.00	1.00	4,841 to 6,521	5,633 to 7,641
Business Outreach Coordinator	7.00	4.00	3,833 to 5,417	4,361 to 5,945
Outreach Coordinator	0.00	1.00		4,361 to 5,945
Government Relations Coordinator	0.00	1.00		4,361 to 5,945
Training Manager	0.00	1.00		5,633 to 7,641
Monitoring Manager	0.50	0.50	4,841 to 6,521	5,633 to 7,641
Marketing & Grants Manager	0.90	0.90	4,841 to 6,521	5,633 to 7,641
Grant Writing Coordinator	1.00	1.00	3,833 to 5,417	4,361 to 5,945
Program Manager	0.00	1.00	4,841 to 6,521	5,633 to 7,641
Program Coordinator	2.00	2.00	3,833 to 5,417	4,361 to 5,945
Monitoring Coordinator	1.00	1.50	3,833 to 5,417	4,361 to 5,945
Contracts Facilitator	2.00	3.00	3,200 to 4,554	3,651 to 5,005
Program Assistant	1.00	1.00	3,089 to 4,323	3,501 to 4,735
Project Coordinator	4.00	5.00	3,833 to 5,417	4,361 to 5,945
Project Workshop Instructor	1.00	1.00	3,833 to 5,417	4,361 to 5,945
Special Project Manager	1.00	1.00	4,841 to 6,521	5,633 to 7,641
Data Coordinator	1.00	1.00	4,100 to 6,210	4,361 to 5,945
Network Technician	1.00	1.00	4,100 to 6,210	4,803 to 6,913
Computer Technician	0.00	1.00		4,803 to 6,913
General Services Facilitator	1.00	1.00	3,200 to 4,554	3,651 to 5,005
Total Operations Positions	26.70	31.20		
TOTAL REGULAR POSITIONS	40.00	46.00		

Prepared by: C. Beierschmitt
May 23, 2023

Fresno Area Workforce Investment Corporation Personnel Structure

EXISTING				PROPOSED			
Classifications	Levels	Beginning	End	Classifications	Levels	Beginning	End
Assistant	1	37,073	42,008	Assistant	1	42,009	46,944
	2	42,009	46,944		2	46,945	51,880
	Sr	46,945	51,880		Sr	51,881	56,816
Facilitator	1	38,400	43,816	Facilitator	1	43,817	49,232
	2	43,817	49,232		2	49,233	54,648
	Sr	49,233	54,648		Sr	54,649	60,064
Coordinator	1	45,996	52,332	Coordinator	1	52,333	58,668
	2	52,333	58,668		2	58,669	65,004
	Sr	58,669	65,004		Sr	65,005	71,340
IT	1	49,200	57,640	IT	1	57,641	66,080
	2	57,641	66,080		2	66,081	74,520
	Sr	66,081	74,520		Sr	74,521	82,960
Manager	1	58,092	64,812	Manager	1	67,600	78,252
	2	64,813	71,532		2	78,253	84,973
	Sr	71,533	78,252		Sr	84,974	91,694
Deputy Director	1	67,980	78,792	Deputy Director	1	89,605	100,416
	2	78,793	89,604		2	100,417	111,229
	Sr	89,605	100,416		Sr	111,230	122,042
Executive Director		105,600	149,040	Executive Director		120,000	175,000

Approved at Executive Mtg 1.19.22

Proposed for Executive Mtg 6.7.23

**FRESNO REGIONAL WORKFORCE DEVELOPMENT BOARD
AGENCY BUDGET**

PY 2023-2024

	Budget by Line Item	2022-2023 Budget	2023-2024 Budget	Increase/ (Decreases)	Percent Change
51	Salaries	\$ 2,592,360	\$ 3,026,952	434,592	16.76%
52	Payroll Taxes	235,870	277,653	41,783	17.71%
53	Fringe Benefits/Staff Parking	788,356	924,753	136,397	17.30%
55	Staff/Board/Service Provider Development	72,500	72,500	0	0.00%
56	Local Mileage	26,000	26,000	0	0.00%
60	Communications	40,000	40,000	0	0.00%
61	Insurance	30,950	32,500	1,550	5.01%
62	Maintenance	86,840	86,840	0	0.00%
63	Memberships	50,000	50,000	0	0.00%
64	Miscellaneous	11,000	15,000	4,000	36.36%
65	Office Expense	24,600	29,600	5,000	20.33%
66	Professional Services - incl. legal/audit/HR/cybersecurity	225,800	225,800	0	0.00%
67	Advertising	35,000	35,000	0	0.00%
68	Rent and Leases	244,300	252,000	7,700	3.15%
69	Utilities	32,000	40,000	8,000	25.00%
71	Furniture and Equipment	446,000	590,000	144,000	32.29%
	Total	\$ 4,941,576	\$ 5,724,598	\$ 783,022	15.85%

Due to spreadsheet formula rounding calculations, total(s) may be off by \$1.

Consent Items Submitted by the Youth Council

MISSION:

To design, procure, and oversee Workforce Innovation and Opportunity Act youth services to ensure all available resources serve the needs of Fresno County youth.

FRESNO REGIONAL WORKFORCE DEVELOPMENT BOARD

AGENDA ITEM:	C1
MEETING DATE:	June 7, 2023
ACTION:	RATIFY

2125 Kern Street, Suite 208 • Fresno, CA 93721 • (559) 490-7100 • Fax (559) 490-7199 • www.frwdb.net

TO: Fresno Regional Workforce Development Board

FROM: Youth Council

SUBJECT: Ratification of New Youth Council Members

RECOMMENDATION:

Ratify the appointment of Fresno Regional Workforce Development Board (FRWDB) Director Alysia Bonner and Ms. Natalie Dodson to the Youth Council.

The Youth Council approved this recommendation on May 18, 2023.

REASON FOR RECOMMENDATION:

Director Bonner is a Labor Union Representative with SEIU 521 and Ms. Dodson is a Director of Community Development with the California Teaching Fellows Foundation; both have expressed interest in joining the Youth Council.

Article VI "Committees" of the FRWDB Bylaws indicates that appointments to standing committees shall be by majority vote of the Directors then in office.

FRESNO REGIONAL WORKFORCE DEVELOPMENT BOARD

AGENDA ITEM:	C2
MEETING DATE:	June 7, 2023
ACTION:	APPROVE

2125 Kern Street, Suite 208 • Fresno, CA 93721 • (559) 490-7100 • Fax (559) 490-7199 • www.frwdb.net

TO: Fresno Regional Workforce Development Board
FROM: Youth Council
SUBJECT: Youth Program Services Contract Awards for Program Year 2023-2024

RECOMMENDATION:

Approve the following Workforce Innovation and Opportunity Act (WIOA) contract awards for the Youth Program Services for Program Year (PY) 2023-2024: Urban West: Equus Workforce Solutions, Urban East: Fresno Economic Opportunities Commission, Rural East: Proteus Inc., and Rural West: America Works of California, Inc. Funding recommendations for PY 2023-2024 is provided in Item 4 of the agenda.

The Youth Council approved this recommendation on May 18, 2023.

REASON FOR RECOMMENDATION:

The procurement for the current Youth Program Services contracts stipulated a maximum five (5) year contract period, which ends June 30, 2023. Accordingly, Fresno Regional Workforce Development Board (FRWDB) staff drafted the WIOA Youth Program Services Scope of Work (SOW) and released the draft SOW for a 30-day public comment period on September 6, 2022, to solicit input from the public. The FRWDB approved the final SOW on December 7, 2022.

The Request for Proposals (RFP) was released on January 24, 2023, and two (2) mandatory bidders' conferences were held on January 31, 2023, and February 2, 2023. The submission deadline for proposals was February 22, 2023. There were 11 proposals received by the deadline for the four (4) Service Delivery Areas (SDAs) as follows: three (3) for Area I – Urban West; three (3) for Area II – Urban East; two (2) for Area III – Rural East; and three (3) for Area IV – Rural West. As outlined in the RFP, a competitive procurement requires that at least three (3) responsive proposals be received in each of the SDAs by the submission deadline date. Therefore, the procurement was declared a failed competition for Area III - Rural East.

FRWDB staff completed the initial review and all 11 proposals met the minimum requirements under the RFP, and were forwarded to the rating panel for evaluation based on criteria outlined in the RFP. The Rating Panel met on March 22, 2023, to review and rate the proposals. FRWDB staff facilitated the meeting and provided technical assistance to the Rating Panel.

The Evaluation Summary Worksheets (attached) detailing the scores awarded for each proposal was posted on the FRWDB website on March 29, 2023.

ATTACHMENT:

WIOA Youth Program Services 2023-2024 Request for Proposals Evaluation Summaries

**Fresno Regional Workforce Development Board
WIOA Youth Program Services 23-24 Request for Proposals
Evaluation Summary - Urban West**

Name of Bidder: America Works of California, Inc. # 101

Evaluation Criteria	Possible Points	Points Awarded
Section I: Mandated Program	35.00	34.25
Section II: Program Management	35.00	34.75
Section III: Past Performance	5.00	4.60
Section IV: Cost Reasonableness	25.00	24.50
Total	100.00	98.10

Name of Bidder: Fresno Economic Opportunities Commission # 102

Evaluation Criteria	Possible Points	Points Awarded
Section I: Mandated Program	35.00	33.06
Section II: Program Management	35.00	33.13
Section III: Past Performance	5.00	4.83
Section IV: Cost Reasonableness	25.00	24.63
Total	100.00	95.64

Name of Bidder: Arbor E&T, LLC dba Equus Workforce Solutions # 103

Evaluation Criteria	Possible Points	Points Awarded
Section I: Mandated Program	35.00	34.25
Section II: Program Management	35.00	33.81
Section III: Past Performance	5.00	5.00
Section IV: Cost Reasonableness	25.00	25.00
Total	100.00	98.06

Calculations for total points awarded may be slightly off due to rounding.

**Fresno Regional Workforce Development Board
WIOA Youth Program Services 23-24 Request for Proposals
Evaluation Summary - Urban East**

Name of Bidder: America Works of California, Inc. # 104

Evaluation Criteria	Possible Points	Points Awarded
Section I: Mandated Program	35.00	34.25
Section II: Program Management	35.00	33.92
Section III: Past Performance	5.00	4.20
Section IV: Cost Reasonableness	25.00	24.00
Total	100.00	96.37

Name of Bidder: Fresno Economic Opportunities Commission # 105

Evaluation Criteria	Possible Points	Points Awarded
Section I: Mandated Program	35.00	32.69
Section II: Program Management	35.00	31.88
Section III: Past Performance	5.00	4.28
Section IV: Cost Reasonableness	25.00	24.63
Total	100.00	93.46

Name of Bidder: Arbor E&T, LLC dba Equus Workforce Solutions # 106

Evaluation Criteria	Possible Points	Points Awarded
Section I: Mandated Program	35.00	34.25
Section II: Program Management	35.00	34.19
Section III: Past Performance	5.00	5.00
Section IV: Cost Reasonableness	25.00	24.63
Total	100.00	98.06

Calculations for total points awarded may be slightly off due to rounding.

**Fresno Regional Workforce Development Board
WIOA Youth Program Services 23-24 Request for Proposals
Evaluation Summary - Rural East**

Name of Bidder: Fresno Economic Opportunities Commission # 107

Evaluation Criteria	Possible Points	Points Awarded
Section I: Mandated Program	35.00	32.56
Section II: Program Management	35.00	32.44
Section III: Past Performance	5.00	4.83
Section IV: Cost Reasonableness	25.00	24.63
Total	100.00	94.45

Name of Bidder: Protues Inc. # 108

Evaluation Criteria	Possible Points	Points Awarded
Section I: Mandated Program	35.00	33.06
Section II: Program Management	35.00	33.81
Section III: Past Performance	5.00	4.58
Section IV: Cost Reasonableness	25.00	25.00
Total	100.00	96.45

Calculations for total points awarded may be slightly off due to rounding.

**Fresno Regional Workforce Development Board
WIOA Youth Program Services 23-24 Request for Proposals
Evaluation Summary - Rural West**

Name of Bidder: America Works of California, Inc. # 109

Evaluation Criteria	Possible Points	Points Awarded
Section I: Mandated Program	35.00	33.25
Section II: Program Management	35.00	33.42
Section III: Past Performance	5.00	2.86
Section IV: Cost Reasonableness	25.00	24.00
Total	100.00	93.53

Name of Bidder: Fresno Economic Opportunities Commission # 110

Evaluation Criteria	Possible Points	Points Awarded
Section I: Mandated Program	35.00	32.69
Section II: Program Management	35.00	32.44
Section III: Past Performance	5.00	4.83
Section IV: Cost Reasonableness	25.00	24.63
Total	100.00	94.58

Name of Bidder: Proteus Inc. # 111

Evaluation Criteria	Possible Points	Points Awarded
Section I: Mandated Program	35.00	33.06
Section II: Program Management	35.00	33.94
Section III: Past Performance	5.00	4.58
Section IV: Cost Reasonableness	25.00	22.50
Total	100.00	94.08

Calculations for total points awarded may be slightly off due to rounding.

FRESNO REGIONAL WORKFORCE DEVELOPMENT BOARD

AGENDA ITEM:	C3
MEETING DATE:	June 7, 2023
ACTION:	ACCEPT

2125 Kern Street, Suite 208 • Fresno, CA 93721 • (559) 490-7100 • Fax (559) 490-7199 • www.frwdb.net

TO: Fresno Regional Workforce Development Board

FROM: Youth Council

SUBJECT: Youth Work Experience Expenditure Report

RECOMMENDATION:

Accept the Workforce Innovation and Opportunity Act (WIOA) Youth Participant Work Experience Report for the period of July 1, 2021, through March 31, 2023.

The Youth Council approved this recommendation on May 18, 2023.

REASON FOR RECOMMENDATION:

The WIOA places a priority on providing youth with occupational learning opportunities through Work Experience, which include: paid work experience, pre-apprenticeship programs, job shadowing, and on-the-job training activities. Beginning July 1, 2015, Local Boards were required to begin implementing new Work Experience requirements, which included a mandated minimum expenditure requirement of 20% of the total youth allocation.

The WIOA formula funding has a two (2) year life cycle, and local areas are mandated to fully expend the required Work Experience funding by June 30th of the last program year, e.g., work experience funds allocated in PY 2020 - 2021 were required to be fully expended by June 30, 2022.

The total Work Experience funds allocated in PY 2021 - 2022 was \$1,057,726.44, and are required to be fully expended by June 30, 2023.

The following table shows Work Experience expenditures for the period of July 1, 2021, through March 31, 2023:

Provider	In School	Out of School	Total	% of Total Expenditures
Fresno Economic Opportunities Commission	\$113,290.39	\$319,283.90	\$432,574.29	37.91%
Equus Workforce Solutions	\$79,764.24	\$501,334.47	\$581,098.71	50.93%
Proteus, Inc.	\$35,304.33	\$87,969.64	\$123,273.97	10.80%
West Hills Community College District	\$0.00	\$4,043.26	\$4,043.26	0.35%
Total Expenditures	\$228,358.96	\$912,631.27	\$1,140,990.23	100%

As reflected in the table, as of March 31, 2023, a total of \$1,140,990.23 of Work Experience funds have been expended, which is 108% of the total mandated 2021 - 2022 allocation required to be expended by June 30, 2023.

FRESNO REGIONAL WORKFORCE DEVELOPMENT BOARD

AGENDA ITEM:	C4
MEETING DATE:	June 7, 2023
ACTION:	ACCEPT

2125 Kern Street, Suite 208 • Fresno, CA 93721 • (559) 490-7100 • Fax (559) 490-7199 • www.frwdb.net

TO: Fresno Regional Workforce Development Board
FROM: Youth Council
SUBJECT: Local Performance Result Reports

RECOMMENDATION:

Accept the attached Youth Program Providers of Services Local Performance Result Reports for the Third Quarter of Program Year (PY) 2022 – 2023.

The Youth Council approved this recommendation on May 18, 2023.

REASON FOR RECOMMENDATION:

The Fresno Regional Workforce Development Board (FRWDB) Joint Powers Agreement states, in part, that FRWDB staff shall fulfill administrative responsibilities as set forth in the Workforce Innovation and Opportunity Act (WIOA), including the administering of programs as described in the WIOA, as well as developing budgets and administrative plans. Additional administrative responsibilities shall include assessing the performance and evaluating the benefit, productivity, and impact of all programs funded under the WIOA, as amended or superseded, and submitting progress reports. FRWDB staff will submit both upon request, but not less often than every quarter.

The attached worksheets provide local performance results for each of the Youth Provider of Services for the Third Quarter of PY 2022 – 2023.

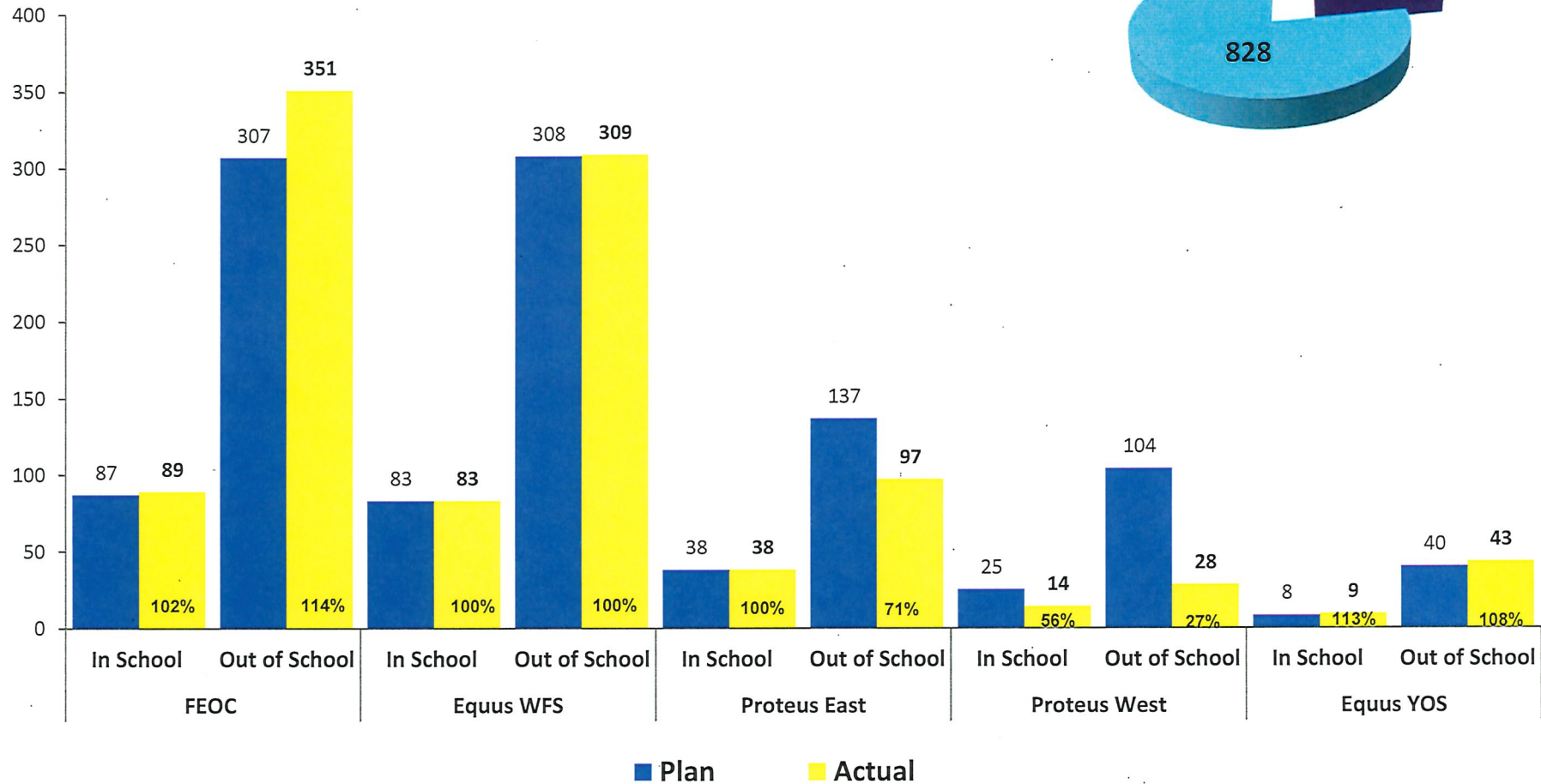
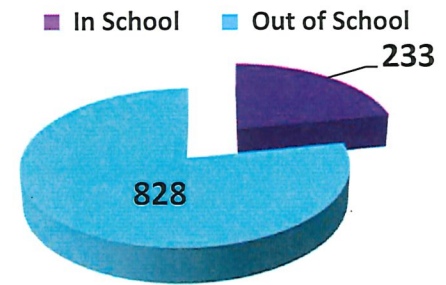
ATTACHMENT:

Youth Program Providers of Services Local Performance Results Reports for the Third Quarter of PY 2022 – 2023

FEOC - Fresno Economic Opportunities Commission
 Equus WFS - Equus Workforce Solutions
 Proteus - Proteus, Inc.
 Equus YOS - Youth Offender Services

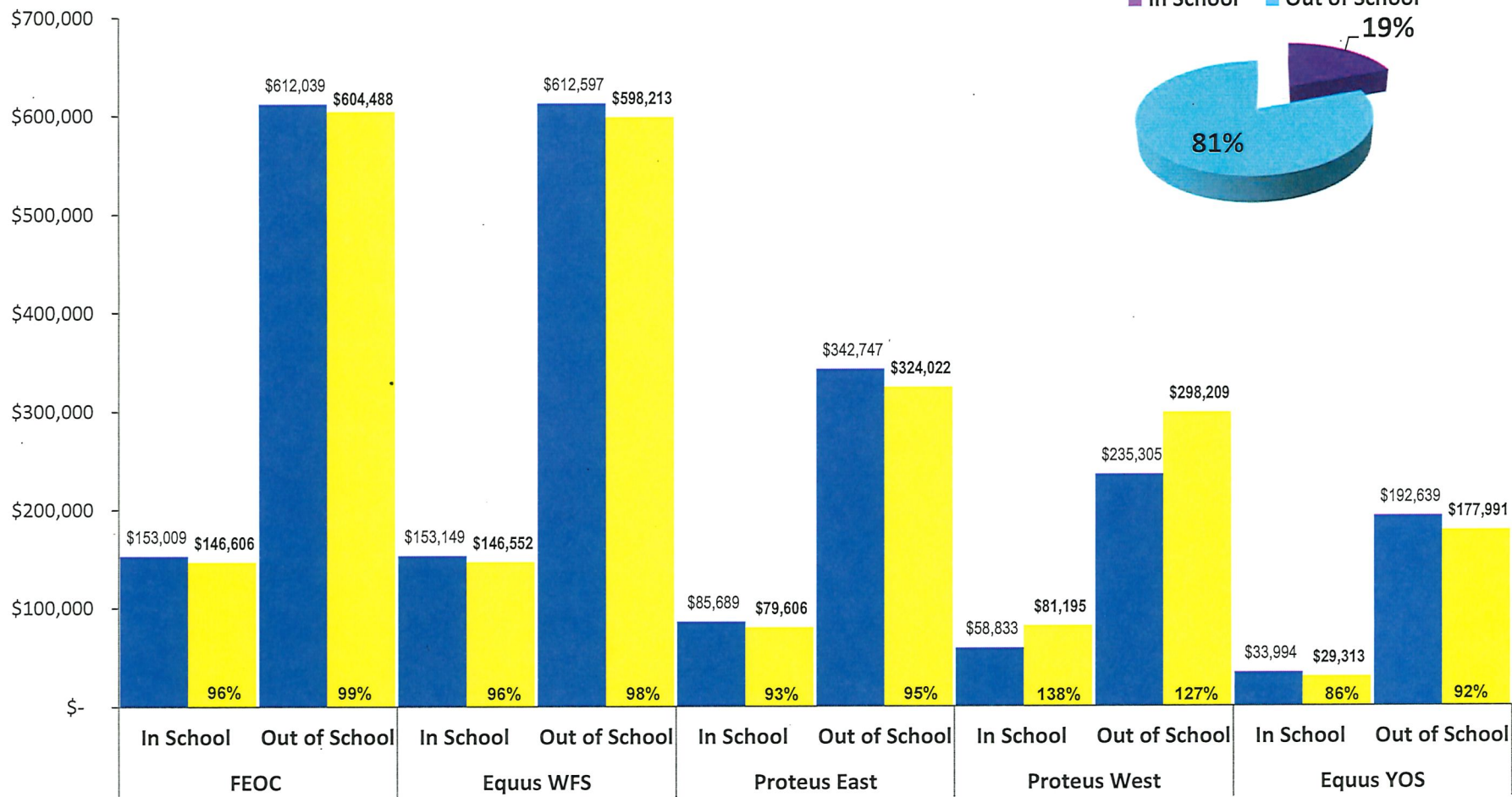
Youth Served

Total Served- 1061



Note: Number served goal is 95%

Youth Expenditures



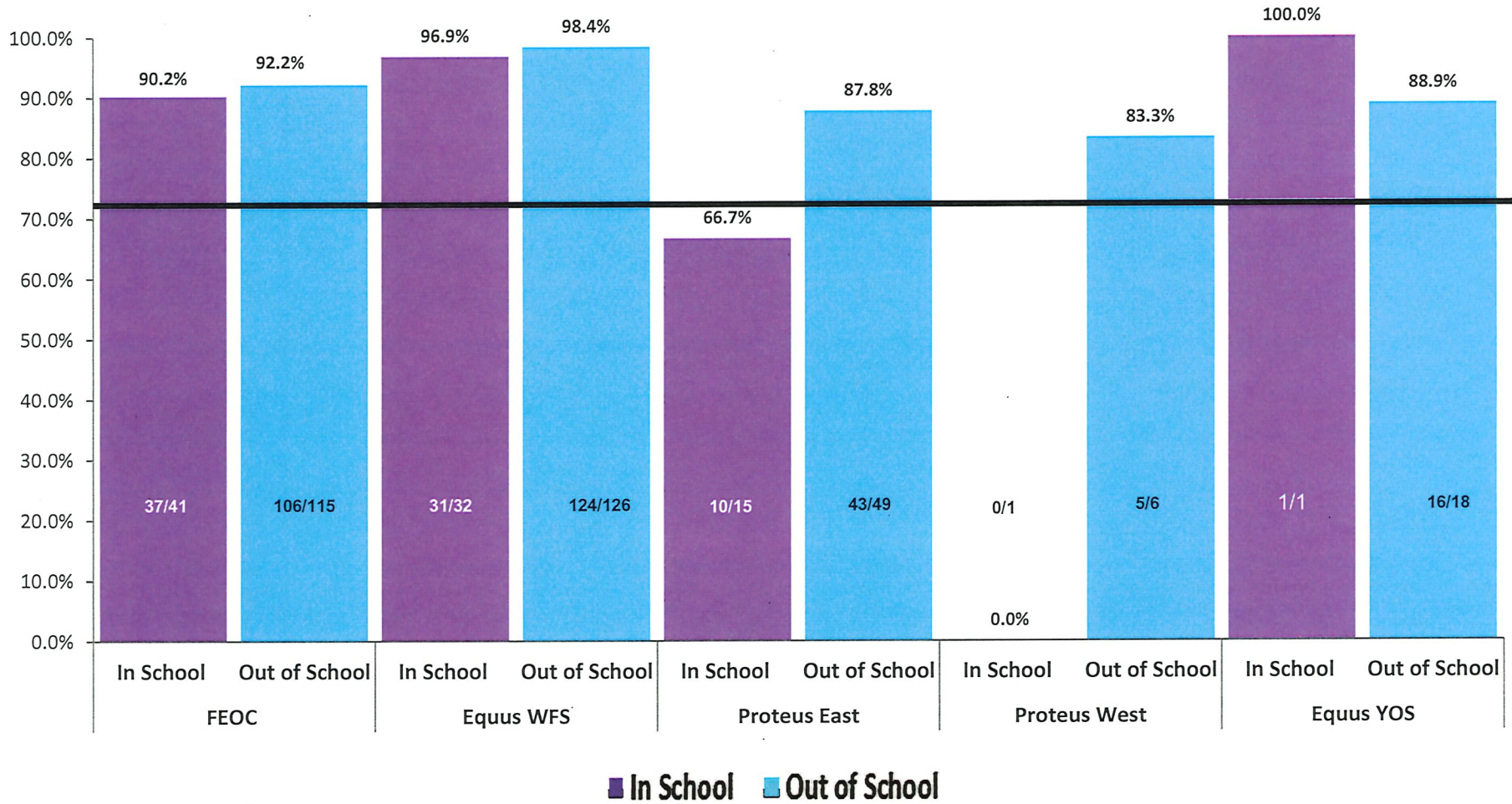
Note: WIOA mandates a minimum of 75% Out-of-School Expenditures and a maximum of 25% In-school Expenditures. The expenditures goal range is 95% to 100%.

■ Plan ■ Actual

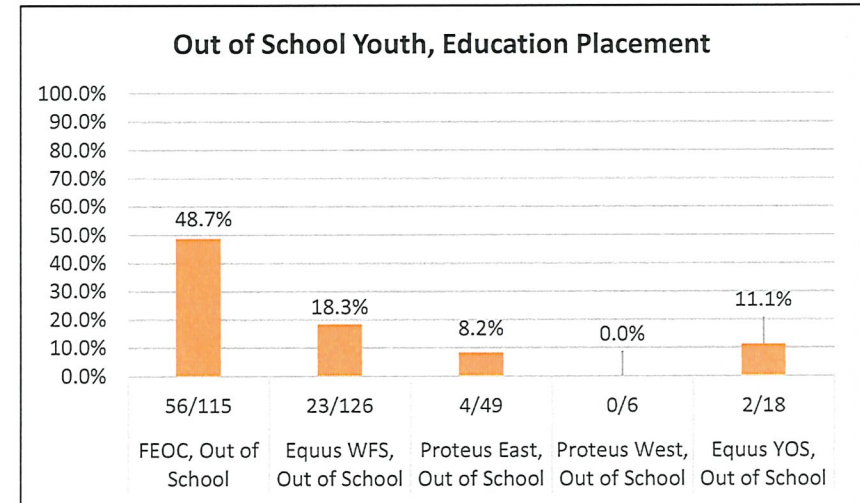
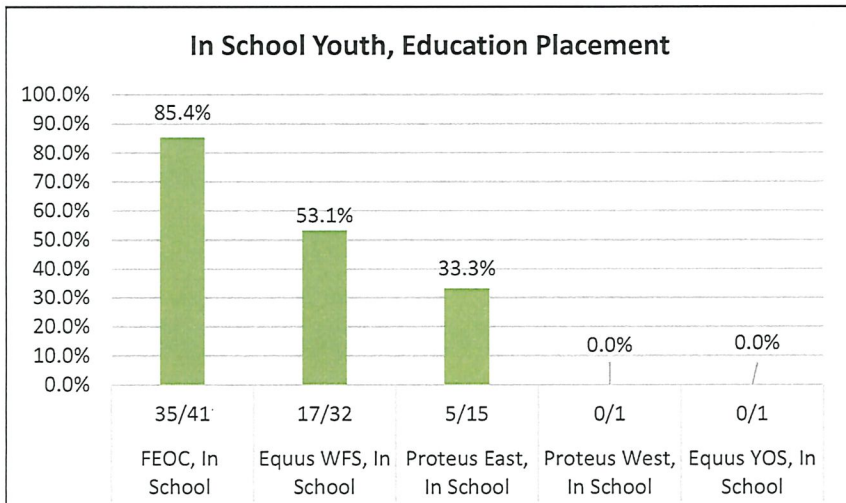
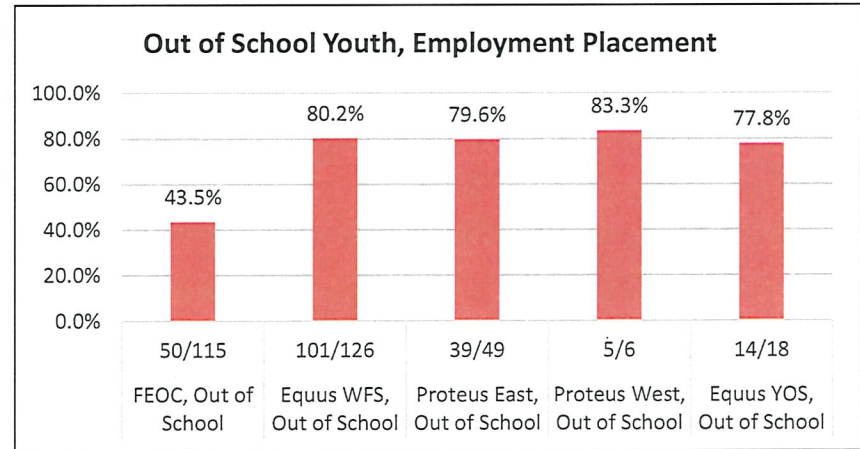
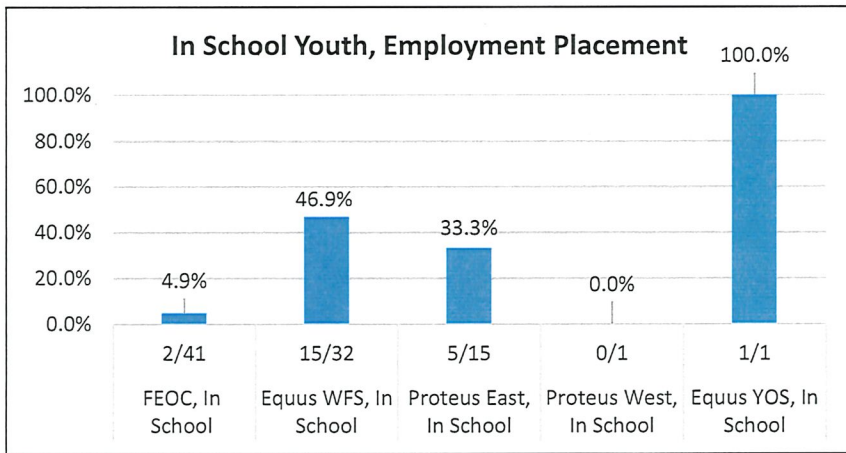
Youth Placement in Employment or Education

Goals

Placement 74.5%




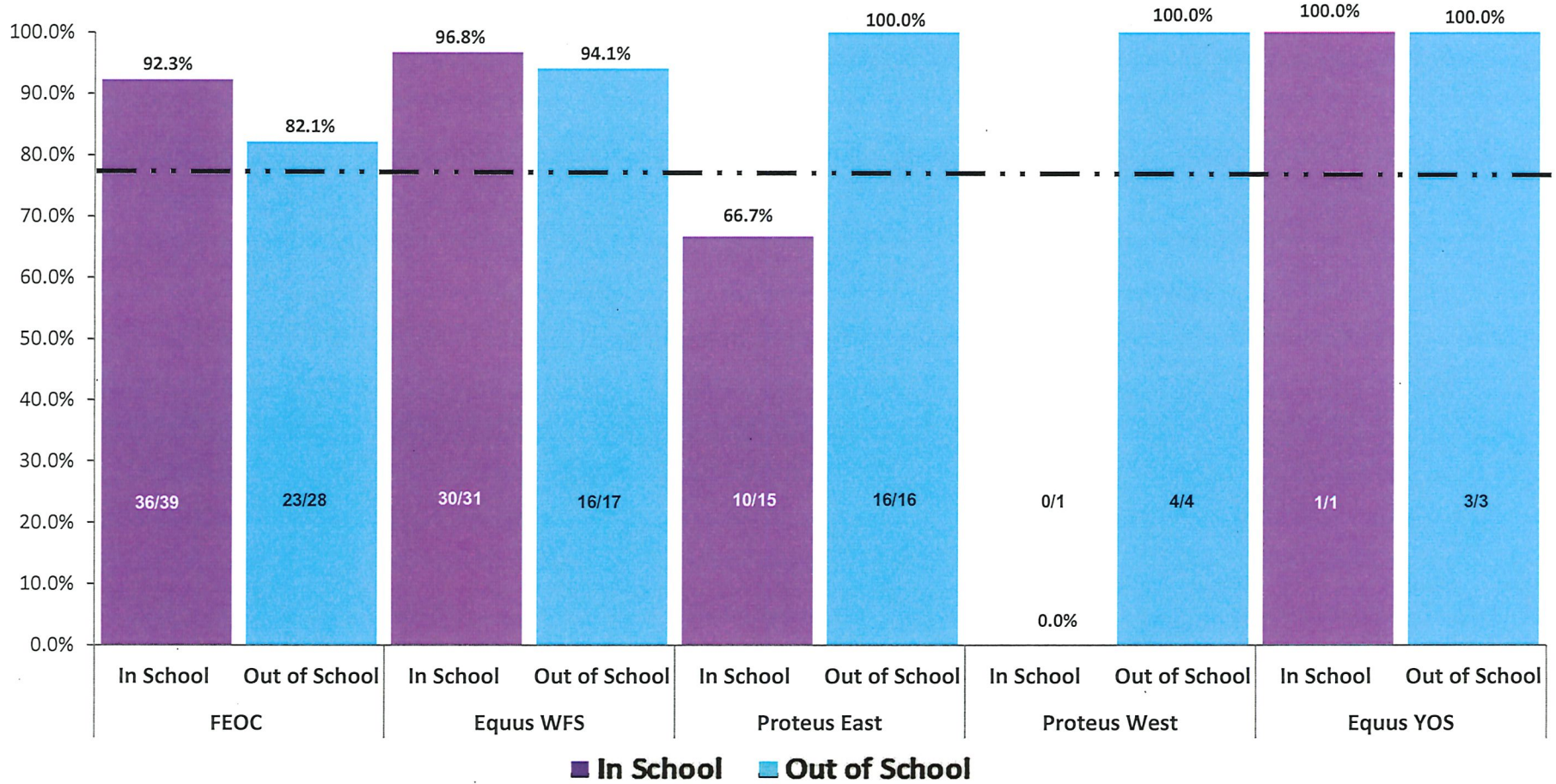
Youth Placement in Employment or Education



Youth Certificate of Attainment

Goals

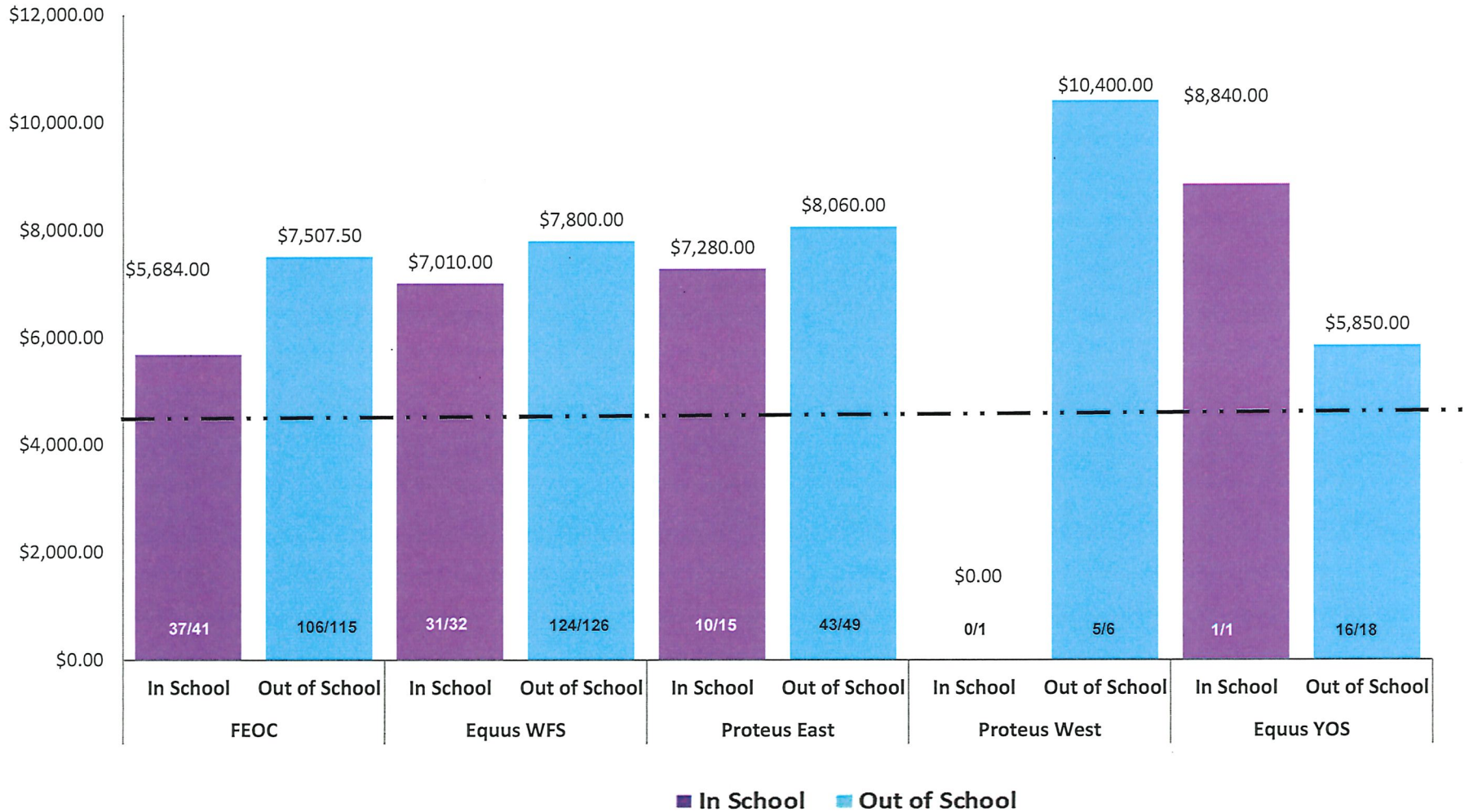
Certificate of Attainment 78% 



Youth Median Wage

PY 2022-2023

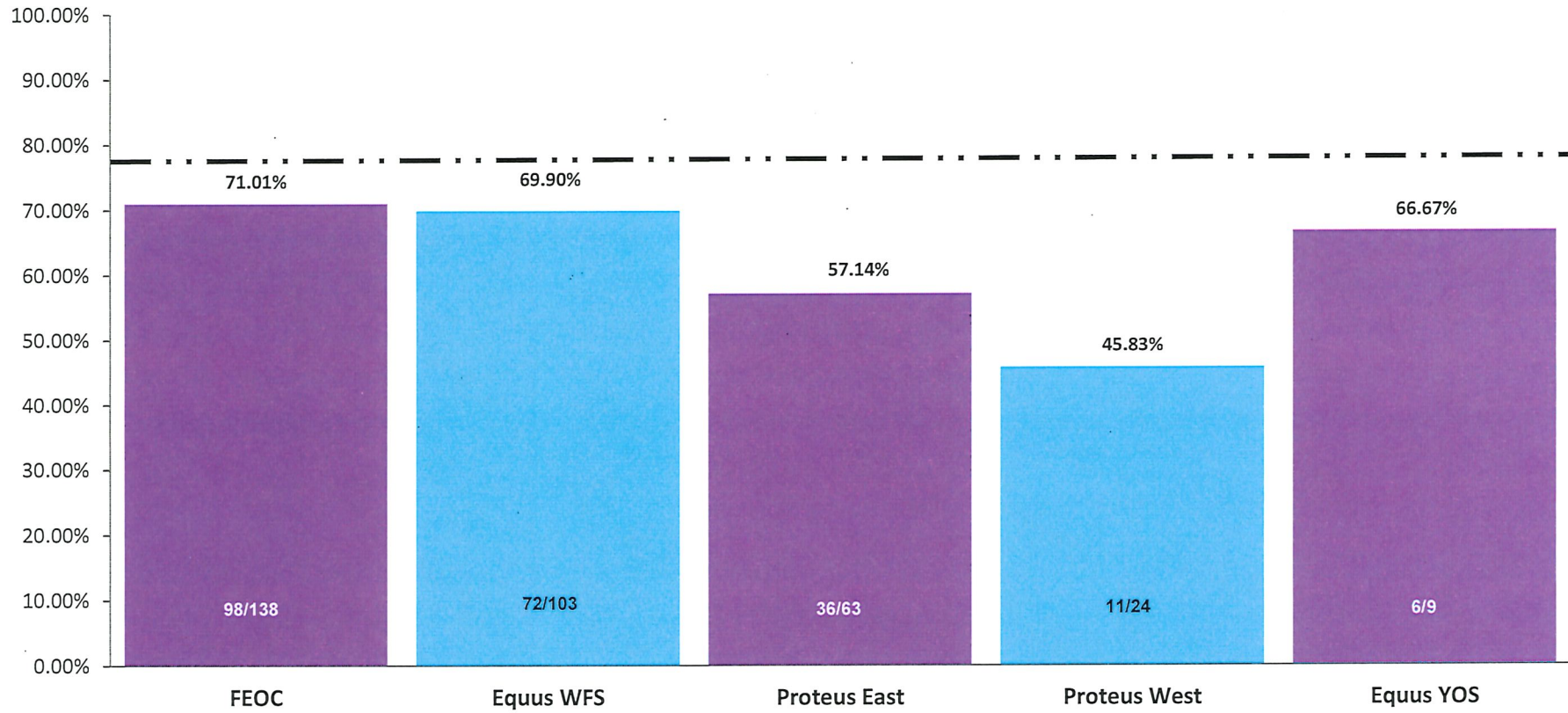
Median Wage is \$ 4,500 — . . . —



Youth Measurable Skills Gain (MSG)

Goals

Measurable Skills Gain 78%



Note: MSG Includes In-School & Out of School Youth

FRESNO REGIONAL WORKFORCE DEVELOPMENT BOARD

AGENDA ITEM:	C5
MEETING DATE:	June 7, 2023
ACTION:	ACCEPT

2125 Kern Street, Suite 208 • Fresno, CA 93721 • (559) 490-7100 • Fax (559) 490-7199 • www.frwdb.net

TO: Fresno Regional Workforce Development Board
FROM: Youth Council
SUBJECT: Young Adult Satisfaction Reports

RECOMMENDATION:

Accept the Third Quarter Youth Program Satisfaction Report for PY 2022 – 2023.

The Youth Council approved this recommendation on May 18, 2023.

REASON FOR RECOMMENDATION:

The Fresno Regional Workforce Development Board (FRWDB) Joint Powers Agreement states, in part, that FRWDB staff shall fulfill administrative responsibilities as set forth in the Workforce Innovation and Opportunity Act (WIOA), including the administering of programs as described in the WIOA, as well as developing budgets plans. Additional administrative responsibilities shall include assessing the performance and evaluating the benefit, productivity, and impact of all programs funded under the WIOA, as amended or superseded, and submitting progress reports.

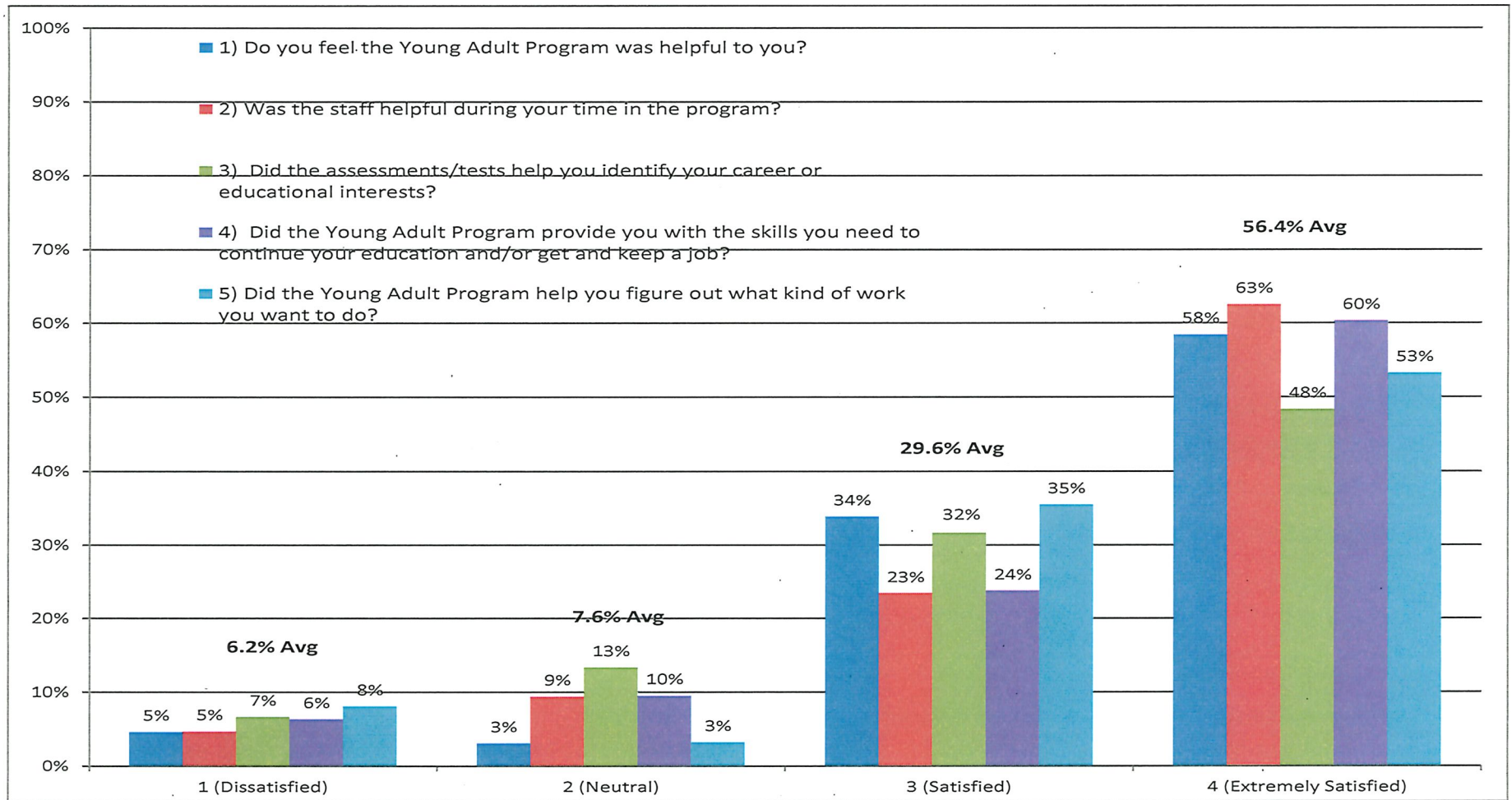
As part of this responsibility, FRWDB staff has implemented the Youth Program Satisfaction process and data collection system. The FRWDB's sub-contracted providers of services submit their data to staff on a monthly basis. The data is aggregated, analyzed and reviewed on a quarterly basis and reported to this Council.

FRWDB staff work with service providers to improve the processes used to increase the satisfaction level of youth and young adult participants. These improvements are based on data collected through satisfaction surveys, monitoring reviews, complaints, and monthly operations meetings between providers and FRWDB staff.

ATTACHMENT:

Third Quarter Young Adult Customer Satisfaction Reports for Program Year 2022 - 2023

Third Quarter Young Adult Customer Satisfaction Report for Program Year 2022-2023



Surveys Received	65
Participants Closed	108
Survey Response Rate	61%

Participant Comments:

It was too long of a process; My counselor was very nice and always answered my questions and addressed my concerns; I would like to thank everyone for the help and support when getting my HSD; I'll be heading to college in the spring; the workshop was eye opening; Program is great as is; Easier access to training without having to use Aztec Learning; Need to offer more options (timeframes) for Job Readiness Workshop; Just what I needed; Work Experience was very beneficial; More flexibility with Aztec upgrades; Can the Job Readiness Workshop be offered on-line.

FRESNO REGIONAL WORKFORCE DEVELOPMENT BOARD

AGENDA ITEM:	C6
MEETING DATE:	June 7, 2023
ACTION:	ACCEPT

2125 Kern Street, Suite 208 • Fresno, CA 93721 • (559) 490-7100 • Fax (559) 490-7199 • www.frwdb.net

TO: Fresno Regional Workforce Development Board
FROM: Youth Council
SUBJECT: Providers of Services' Monitoring Reports

RECOMMENDATION:

Accept the following Providers of Services' Monitoring Reports for the Third Quarter of Program Year (PY) 2022 – 2023.

The Youth Council approved this recommendation on May 18, 2023.

REASON FOR RECOMMENDATION:

Fresno Regional Workforce Development Board staff conducts programmatic and fiscal monitoring of all contracts to ensure compliance with federal, state and local regulations and/or policies. The attached is an overview of the Youth contracts that were monitored during the period of January 1, 2023, through March 31, 2023.

ATTACHMENT:

Youth Providers of Services' Monitoring Report Third Quarter, Program Year 2022 - 2023

**Youth Providers of Services' Monitoring Report
Third Quarter, Program Year 2022-2023**

Program Monitoring:

Program monitoring of the following sub-recipients was **completed** during the third quarter of Program Year (PY) 22-23:

Sub-Recipient	Contract #(s)	Results
Fresno Economic Opportunities Commission	301	1) Participant Plan issues; 2) Workforce Connection Orientation issues; 3) Selective Service Requirements issues, resulting in questioned costs; 4) Eligibility issues resulting in questioned costs. Questioned costs totaling \$286.55 were returned to the FRWDB. All findings (PY 21-22, PY 22-23) were closed.
Equus Workforce Services Fatherhood FIRE	320-0845	No Findings

Program monitoring of the following sub-recipients was **in process** at the end of the third quarter: **none**

Fiscal Monitoring:

Fiscal monitoring of the following sub-recipients was **completed** during the second quarter of PY 22-23:

Sub-Recipient	Contract #(s)	Results
Proteus, Inc. PY 2021-2022 Fiscal Closeout	333, 584	No Findings
Fresno Economic Opportunities Commission PY 2021-2022 Fiscal Closeout	310, 310-812	Unbudgeted/unapproved expenditures for facilities maintenance. Disallowed costs. Received \$4,548 in settlement of disallowed costs. Finding Closed.
Equus Workforce Solutions PY 2022-2023 Initial Fiscal Review	320, 321, 324, 0845	No Findings

Fiscal monitoring of the following sub-recipients was **in process** at the end of the third quarter: **None**