



FRESNO REGIONAL WORKFORCE DEVELOPMENT BOARD

Adult Council
October 24, 2024 @ 4:00 p.m.

Fresno Regional Workforce Development Board
3170 W Shaw Avenue
Fresno, CA 93711

Mission Statement: To procure, oversee, evaluate, and continuously improve a One-Stop system that provides employers with qualified job seekers and a means by which job seekers are able to achieve self-sufficiency.

PLEASE TURN OFF CELL PHONE OR PUT IT ON VIBRATE

ROLL CALL

AGENDA CHANGES: REMOVAL OF ITEMS OR EMERGENCY ADDITIONS

ABSTENTIONS/RECUSALS/DISCLOSURE OF POTENTIAL CONFLICTS OF INTEREST

COUNCIL CHAIR/STAFF COMMENTS

PUBLIC COMMENTS

Item	Description	Presenter	Enclosure	Action	Page #
1.	May 23, 2024, Adult Council Meeting Minutes	Konczal	Yes	Approve	4
2.	Adult Business of Excellence Award Winner	M. Espinosa	Yes	Information	7
3.	Workforce Innovation and Opportunity Act Adult and Dislocated Worker Carryover Funding Recommendations for Program Year 2024-2025	Stogbauer	Yes	Recommend to Approve	8
4.	Local Performance Results Reports	Stogbauer	Yes	Recommend to Accept	15
5.	Providers of Services' Monitoring Report	Beierschmitt	Yes	Recommend to Accept	28
6.	Job Seeker Customer Satisfaction Reports	Stogbauer	Yes	Recommend to Accept	31
7.	Program Year 2022-2023 Workforce Innovation and Opportunity Act Local Area Adult and Dislocated Worker Program Performance Results	Giles	Yes	Recommend to Accept	34
8.	Adult and Dislocated Worker Demographics Reports	Giles	Yes	Information	35
9.	America's Job Centers of California Usage Report	Giles	Yes	Information	48
10.	Agenda Items for January 23, 2025, Meeting	Konczal	No	Discussion	--

ACCOMMODATIONS FOR PERSONS WITH DISABILITIES

Disabled individuals and individuals who are limited English proficient who need special assistance to attend or participate in this meeting may request assistance by contacting the Fresno Regional Workforce Development Board, at 2125 Kern Street, Suite 208, Fresno, California, or by calling (559) 490-7100. Every effort will be made to reasonably accommodate individuals with disabilities or who are limited English proficient by making meeting materials available in alternative formats. Requests for assistance should be made at least three (3) working days in advance of the meeting.

Item	Description	Presenter	Enclosure	Action	Page #
11.	Meeting Feedback	Konczal	No	Discussion	--

**Fresno Regional Workforce Development Board
Adult Council
Attendance Report 2024**

Canceled

1/25/2024 5/23/2024 7/25/2024 10/24/2024

Branch	1/25/2024	5/23/2024	7/25/2024	10/24/2024
Fresno Adult School	--	A	XX	
Meadows Operating Engineers Local 3	P	A	XX	
Olivares TransAmerica	P	P	XX	
Riojas Fresno, Madera, Tulare, Kings Building Trades Council	P	P	XX	
Watkins State Center Adult Education Consortium	P	P	XX	

P = Present

A = Absent

-- = Not a Member at Time of Meeting

FRESNO REGIONAL WORKFORCE DEVELOPMENT BOARD

AGENDA ITEM:	1
MEETING DATE:	October 24, 2024
ACTION:	APPROVE

2125 Kern Street, Suite 208 • Fresno, CA 93721 • (559) 490-7100 • Fax (559) 490-7199 • www.frwdb.net

TO: Adult Council
FROM: Blake Konczal, Executive Director
SUBJECT: May 23, 2024, Adult Council Meeting Minutes

RECOMMENDATION:

Approve the minutes of the May 23, 2024, Adult Council Meeting.

ATTACHMENT:

May 23, 2024, Adult Council Meeting Minutes



FRESNO REGIONAL WORKFORCE DEVELOPMENT BOARD

Adult Council
May 23, 2024
SUMMARY MINUTES

The meeting was called to order at 4:00 p.m.

ROLL CALL: PRESENT – Joe Olivares, Chuck Riojas, and Sherri Watkins

ABSENT – Rodney Branch and Wyatt Meadows

AGENDA CHANGES: None

ABSTENTIONS/RECUSALS/
DISCLOSURES OF
POTENTIAL CONFLICTS OF
INTEREST: None

COUNCIL CHAIR/STAFF
COMMENTS: None

PUBLIC COMMENTS: None

Item	Description/Action Taken
1.	<p><u>January 25, 2024, Adult Council Meeting Minutes</u></p> <p>Blake Konczal, Executive Director, Fresno Regional Workforce Development Board (FRWDB), presented the January 25, 2024, Adult Council (Council) meeting minutes for the Council's approval.</p> <p>Councilmember Watkins pointed out that Annette was spelled incorrectly in the first sentence of item number two (2).</p> <p>OLIVARES/WATKINS – APPROVED THE JANUARY 25, 2024, ADULT COUNCIL MEETING MINUTES, AS CORRECTED. (UNANIMOUS)</p>
2.	<p><u>High Roads Construction Careers Resilient Workforce Fund Grant Contract Modification and Awards</u></p> <p>Phyllis Stogbauer, Senior Deputy Director, FRWDB, presented the High Roads Construction Careers Resilient Workforce Fund Grant Contract Modification and Awards for the Council's recommendation to the FRWDB.</p> <p>Ms. Stogbauer stated that the initial contract was awarded in June 2023. Since then, FRWDB and project partners have identified the need for a contractor to provide outreach services. Valley Onward was selected as the contractor for those new services. She also explained that modifications for additional funding to current contractors were also being recommended.</p>

Ms. Stogbauer reported that the proposed contract modifications were contingent upon the State's approval of the FRWDB's budget modification request.

OLIVARES/WATKINS – RECOMMENDED THAT THE FRWDB APPROVE THE HIGH ROADS CONSTRUCTION CAREERS RESILIENT WORKFORCE FUND GRANT CONTRACT MODIFICATION AND AWARDS. (UNANIMOUS)

3. High Road Training Partnerships Resilient Workforce Fund Contract Modifications

Ms. Stogbauer presented the High Road Training Partnerships Resilient Workforce Fund Contract Modifications for the Council's recommendation to the FRWDB. She reviewed with the original contracts and amounts and the additional funds submitted in a budget modification to the state. Ms. Stogbauer stated that the contracts would not be modified until approval was received from the state.

WATKINS/OLIVARES -- RECOMMENDED THAT THE FRWDB ACCEPT THE HIGH ROAD TRAINING PARTNERSHIPS RESILIENT WORKFORCE FUND CONTRACT MODIFICATIONS. (UNANIMOUS)

4. Workforce Innovation and Opportunity Act Adult and Dislocated Worker Funding Recommendation for Program Year 2024-2025

Mr. Konczal presented the Workforce Innovation and Opportunity Act Adult and Dislocated Worker Funding Recommendation for Program Year 2024-2025 for the Council's recommendation to the FRWDB.

Mr. Konczal explained that the recommendation was based on the state's planning estimate allocations, which had an increase of approximately eight-point forty-three percent (8.43%) and a three percent (3%) carryover from last year's allocation. He stated that the important thing was that the amount of funds FRWDB was spending on clients through contractors did not change.

WATKINS/OLIVARES – RECOMMENDED THAT THE FRWDB ACCEPT THE WORKFORCE INNOVATION AND OPPORTUNITY ACT ADULT AND DISLOCATED WORKER FUNDING RECOMMENDATION FOR PROGRAM YEAR 2024-2025. (UNANIMOUS)

5. Agenda Items for July 25, 2024

There were no items recommended for the July 25, 2024, Adult Council meeting agenda.

6. Meeting Feedback

Mr. Konczal announced that the FRWDB had hired Daniel Prado as the new General Services Manager, Feleena Sutton as the Government Affairs Manager, and Max Martinez as the new Senior Special Projects Coordinator (Forestry). Mr. Konczal also explained that Jimmy Ngo had been promoted to Information Systems Manager, and Diane Jensen had become the Marketing Coordinator.

Meeting adjourned at 4:22 p.m.

FRESNO REGIONAL WORKFORCE DEVELOPMENT BOARD

AGENDA ITEM:	2
MEETING DATE:	October 24, 2024
ACTION:	INFORMATION

2125 Kern Street, Suite 208 • Fresno, CA 93721 • (559) 490-7100 • Fax (559) 490-7199 • www.frwdb.net

TO: Adult Council
FROM: Martha Espinosa, Deputy Director Marketing, Grants and Business Initiatives
SUBJECT: Adult Business of Excellence Award Winner

INFORMATION:

Martha Espinosa, Fresno Regional Workforce Development Board (FRWDB) Deputy Director Marketing, Grants and Business Initiatives, will share the success story of the FRWDB's Program Year 2024-2025 Second Quarter Adult Business of Excellence award winner, Central California Almond Growers Association from Kerman, California. A link to the YouTube videos will be provided to the Adult Council via email.

FRESNO REGIONAL WORKFORCE DEVELOPMENT BOARD

AGENDA ITEM:	3
MEETING DATE:	October 24, 2024
ACTION:	RECOMMEND TO APPROVE

2125 Kern Street, Suite 208 • Fresno, CA 93721 • (559) 490-7100 • Fax (559) 490-7199 • www.workforce-connection.com

TO: Adult Council

FROM: Phyllis Stogbauer, Deputy Director of Program Services

SUBJECT: Workforce Innovation and Opportunity Act Adult and Dislocated Worker Carryover Funding Recommendations for Program Year 2024-2025

RECOMMENDATION:

Recommend that the Fresno Regional Workforce Development Board (FRWDB) approve the revised allocation of additional Workforce Innovation and Opportunity Act (WIOA) Adult and Dislocated Worker funds for Program Year (PY) 2024-2025 in the amount of \$4,369; and the reconciled reduction of carryover funds in the amount of \$572,894 as outlined below.

REASON FOR RECOMMENDATION:

The Employment Development Department (EDD), Workforce Services Division (WSD), released WIOA Formula Planning Estimate Allocations for PY 2024-2025 on May 15, 2024 (Attachment I). These allocations were based on the estimated allotment levels issued by the U.S. Department of Labor, Employment and Training Administration, to the states on February 12, 2024.

Then on June 6, 2024, the EDD WSD released the WIOA Formula Allocations for PY 2024-2025 (Attachment II), which increased the award by \$4,369, bringing the total allocation of Adult and Dislocated Worker funds for PY 2024-2025 to \$10,446,984.

The fiscal closeout for PY 2023-2024 has been finalized. The WIOA Adult and Dislocated Worker programs have a reconciled total of \$4,157,527 of carryover funds, a reduction of \$572,894 from the initial estimated carryover amount of \$4,730,421.

FRWDB staff recommends that the Adult Council approve the revised budget allocations as outlined in Column D of Attachment III. Approval of the revised PY 2024-2025 funding allocations will result in the following:

- Increase in the amount of \$153 to the Community Outreach/Marketing Budget to maintain three and a half percent (3.5%) of total funding.
- Decrease program income in the amount of \$79,967 due to timing of partner payments.
- Increase in the amount of \$131 to maintain a three percent (3%) carryover of total funding to PY 2025-2026.
- Increase current PY 2024-2025 Training Pool by \$1,310 to meet the minimum 30% training allocation as mandated by the State of California.
- Decrease in the amount of \$650,086 due to the reconciled prior PY training reserve.

FISCAL IMPACT:

Approval of this item will increase an additional \$4,369 of WIOA Adult and Dislocated Worker funds and reduce \$572,894 of carryover funds for PY 2024-2025. The net reduction of \$568,525 will allocate a net increase of \$80,251 to operational costs and a net decrease of \$648,776 to the current and prior PY participant training pool/reserve.

ATTACHMENTS:

ATTACHMENT I: WIOA Formula Planning Estimate Allocations - PY 24-25

ATTACHMENT II: WIOA Title I Formula Allocations - PY 24-25

ATTACHMENT III: WIOA Adult and Dislocated Revised Allocations for Program Year 2024-2025

WIOA Formula Planning Estimate Allocations – PY 24-25

Workforce Services Information Notice

WSIN23-43

Issued: May 15, 2024

The Employment Development Department has released the Workforce Innovation and Opportunity Act (WIOA) Title I formula fund allocations for each Local Workforce Development Area (Local Area), for the Adult, Youth, and Dislocated Worker funding streams for Program Year (PY) 2024-25. These allocations are based on the estimated allotment levels issued by the U.S. Department of Labor, Employment and Training Administration to the states in [Training and Employment Notice 19-23 \(PDF\)](#), dated February 12, 2024. These allotment levels are provided as an estimate for planning purposes and will change based on the enacted PY 24 full-year appropriation expected in April 2024. The planning estimates in this notice provide Local Areas with a general idea of how their funding will change in PY 24, assuming there are no major increases or decreases enacted by Congress.

The WIOA prescribes a specific method to calculate sub-state hold harmless levels which ensure that each Local Area receives no less than 90 percent of their average percentage share from the two prior years. These hold harmless provisions were established to help minimize year-to-year volatility in funding levels and limit any Local Area's year-over funding increase to 100 percent of their prior year allocation. The Local Areas that receive more than 100 percent of their average percentage share from the previous two years will be proportionately reduced by the amount of total funding necessary to ensure that all Local Areas receive at least 90 percent of their average percentage share from the two prior years.

The allotment to California and the amounts available for the formula allocation to its Local Areas are listed below. **Youth, Adult, and Dislocated Worker Activities Program Estimate Allotments (attachment 1)** reflects the total amount Local Areas will receive for each of the funding streams for PY 24-25. **WIOA Planning Estimate Funding SFY 24-25 (attachment 2)** provides a breakdown of how each of the three funding streams is allocated.

PY 24-25	Total Federal Allotment	Amount Available for Formula Allocation
Youth Program	\$145,963,305	\$124,068,810
Adult Program	\$141,099,237	\$119,934,352
Dislocated Worker Program	\$158,442,243	\$95,065,347
Total	\$445,504,785	\$339,068,509

If you have any questions, please contact the Financial Management Unit at WSBFinancialManagementUnit@edd.ca.gov.

/s/ KIMBERLEE MEYER, Chief
Central Office Workforce Services Division

Attachments

- [1. Youth, Adult, and Dislocated Worker Activities Program Estimate Allotments \(PDF\)](#)
- [2. WIOA Planning Estimate Funding SFY 24-25 \(PDF\)](#)

Feedback

Workforce Innovation and Opportunity Act
Youth, Adult, and Dislocated Worker Activities Estimated Allocations Program Year 2024 - 2025

Display Name	Round 1			Round 2		Grand Total
	Youth	Adult	Dislocated Worker	Adult	Dislocated Worker	
Alameda	\$1,652,944	\$239,548	\$318,456	\$1,357,439	\$1,804,584	\$5,372,971
Anaheim City	\$762,669	\$112,229	\$103,239	\$635,965	\$585,019	\$2,199,121
Contra Costa	\$1,755,483	\$252,222	\$297,706	\$1,429,257	\$1,686,998	\$5,421,666
Foothill	\$616,067	\$99,049	\$77,971	\$561,276	\$441,833	\$1,796,196
Fresno	\$6,680,223	\$948,390	\$618,002	\$5,374,212	\$3,502,011	\$17,122,838
Golden Sierra	\$751,041	\$113,839	\$154,307	\$645,090	\$874,405	\$2,538,682
Humboldt	\$442,405	\$56,673	\$41,561	\$321,145	\$235,510	\$1,097,294
Imperial	\$3,168,710	\$464,844	\$286,452	\$2,634,115	\$1,623,228	\$8,177,349
Kern, Inyo, and Mono	\$6,565,418	\$968,068	\$598,014	\$5,485,716	\$3,388,744	\$17,005,960
Kings	\$936,897	\$147,775	\$89,502	\$837,392	\$507,179	\$2,518,745
Los Angeles City	\$16,296,257	\$2,405,929	\$1,512,038	\$13,633,594	\$8,568,233	\$42,416,051
Los Angeles County	\$13,505,406	\$1,943,626	\$1,264,836	\$11,013,880	\$7,167,416	\$34,895,164
Madera	\$900,263	\$135,121	\$84,476	\$765,687	\$478,695	\$2,364,242
Merced	\$2,217,968	\$312,012	\$198,337	\$1,768,068	\$1,123,907	\$5,620,292
Monterey	\$2,513,644	\$368,424	\$310,438	\$2,087,734	\$1,759,149	\$7,039,389
Mother Lode	\$346,219	\$63,019	\$48,848	\$357,110	\$276,806	\$1,092,002
Workforce Alliance of the North Bay	\$969,172	\$152,983	\$150,571	\$866,902	\$853,236	\$2,992,864
NOATEC	\$2,564,197	\$377,872	\$252,807	\$2,141,274	\$1,432,575	\$6,768,725
North Central Counties Consortium	\$1,438,438	\$215,541	\$149,429	\$1,221,402	\$846,764	\$3,871,574
NOVA	\$1,266,407	\$192,442	\$293,757	\$1,090,505	\$1,664,621	\$4,507,732
Oakland City	\$1,094,018	\$171,381	\$151,563	\$971,158	\$858,858	\$3,246,978
Orange	\$3,609,881	\$515,702	\$650,037	\$2,922,310	\$3,683,544	\$11,381,474
Pacific Gateway	\$1,859,804	\$266,071	\$176,111	\$1,507,737	\$997,965	\$4,807,688
Richmond City	\$301,305	\$47,101	\$40,527	\$266,906	\$229,654	\$885,493
Riverside	\$7,272,365	\$1,046,163	\$893,964	\$5,928,259	\$5,065,799	\$20,206,550
Sacramento	\$3,973,873	\$605,507	\$524,827	\$3,431,207	\$2,974,022	\$11,509,436
San Benito	\$272,236	\$39,561	\$34,435	\$224,177	\$195,129	\$765,538
San Bernardino	\$6,521,420	\$933,106	\$758,720	\$5,287,603	\$4,299,413	\$17,800,262
San Diego	\$6,730,362	\$967,588	\$950,821	\$5,483,001	\$5,387,984	\$19,519,756
San Francisco	\$1,410,309	\$222,316	\$270,644	\$1,259,792	\$1,533,648	\$4,696,709
San Joaquin	\$3,476,008	\$513,426	\$360,479	\$2,909,412	\$2,042,716	\$9,302,041
San Jose - Silicon Valley	\$1,983,623	\$289,263	\$338,662	\$1,639,157	\$1,919,085	\$6,169,790
San Luis Obispo	\$758,025	\$77,773	\$63,547	\$440,713	\$360,100	\$1,700,158
Santa Ana City	\$770,162	\$111,524	\$82,010	\$631,971	\$464,722	\$2,060,389
Santa Barbara	\$1,439,175	\$148,020	\$140,144	\$838,780	\$794,148	\$3,360,267
Santa Cruz	\$1,340,782	\$157,503	\$136,217	\$892,518	\$771,894	\$3,298,914
SELACO	\$1,543,115	\$225,162	\$168,136	\$1,275,915	\$952,768	\$4,165,096
Solano	\$1,184,292	\$185,291	\$158,305	\$1,049,984	\$897,060	\$3,474,932
Sonoma	\$754,255	\$109,722	\$129,774	\$621,758	\$735,384	\$2,350,893
South Bay	\$1,919,157	\$292,044	\$232,221	\$1,654,917	\$1,315,916	\$5,414,255
Stanislaus	\$2,596,501	\$383,942	\$269,090	\$2,175,670	\$1,524,841	\$6,950,044
Tulare	\$4,454,660	\$643,813	\$387,235	\$3,648,276	\$2,194,335	\$11,328,319
Ventura	\$1,617,902	\$217,364	\$278,331	\$1,231,730	\$1,577,209	\$4,922,536
Verdugo	\$1,154,358	\$183,795	\$134,070	\$1,041,503	\$759,729	\$3,273,455
Yolo	\$681,394	\$67,409	\$79,184	\$381,982	\$448,710	\$1,658,679
Total	\$124,068,810.00	\$17,990,153.00	\$14,259,801.00	\$101,944,199.00	\$80,805,546.00	\$339,068,509.00

WIOA Title I Formula Allocations – PY 24-25

Workforce Services Information Notice

WSIN23-50

Issued: June 6, 2024

The *Workforce Innovation and Opportunity Act* (WIOA) Title I Adult, Youth and Dislocated Worker formula fund allocations for each Local Workforce Development Area (Local Area), for Program Year (PY) 2024-25 have been released. The allocations are based on the allotments issued to states by the U.S. Department of Labor [Training and Employment Guidance Letter 12-23](#), dated May 8, 2024.

The WIOA prescribes a specific method to calculate sub-state hold harmless levels for Dislocated Worker Program funds. As a result, there is an alignment in the WIOA hold harmless provisions across the Youth, Adult, and Dislocated Worker programs. The hold harmless provisions help mitigate year-to-year volatility in funding levels. Under the WIOA, hold harmless provisions ensure that each Local Area receives no less than 90 percent of their average percentage share from the two prior years. The Local Areas that receive more than 100 percent of their average percentage share from the previous two years will be proportionately reduced by the amount of total funding necessary to ensure that all Local Areas receive at least 90 percent of their average percentage share from the two prior years.

This notice is being issued for planning and budgeting purposes only. The state has not received the federal Notice of Award (NOA) for any of the funding streams. Once the NOA is received, Youth Allocations will be released to Local Areas immediately. Youth Allotments to the states will be issued in one sum with an effective date of April 1, 2024, under the grant code 301. The Adult and Dislocated Worker Allocations will be released as soon as we receive federal and state spending authority for these funds.

The Federal Allotment to California and the amounts available for the formula allocation to the Local Areas are listed below. Attachment 1 reflects the total amount Local Areas will receive for each of the funding streams. Additionally, Attachment 2 provides a breakdown of how each of the three funding streams are allocated.

PY 24-25 Federal Allotment and Formula Allocation

PY 24-25 Funding Stream	Federal Allotment	Formula Allocation
Youth Program	\$146,040,343	\$124,134,292
Adult Program	\$141,158,847	\$119,985,021
Dislocated Worker Program	\$158,507,519	\$95,104,512
Total	\$445,706,709	\$339,223,825

If you have any questions about allocations, please contact the Financial Management Unit at WSBFinancialManagementUnit@edd.ca.gov.

/s/ KIMBERLEE MEYER, Chief
Central Office Workforce Services Division

Attachments

1. [WIOA Youth, Adult, and Dislocated Worker Allocations \(PDF\)](#)
2. [WIOA Funding PY 24-25 \(PDF\)](#)

Feedback

Workforce Innovation and Opportunity Act
Youth, Adult, and Dislocated Worker Allocations
Program Year 2024 - 2025

Local Area	Round 1	Round 1	Round 1	Round 2	Round 2	Grand Total
	Youth	Adult	Dislocated Worker	Adult	Dislocated Worker	
Alameda	\$1,653,816	\$314,087	\$457,846	\$1,283,575	\$1,666,068	\$5,375,392
Anaheim City	\$763,071	\$147,151	\$148,427	\$601,359	\$540,115	\$2,200,123
Contra Costa	\$1,756,410	\$330,704	\$428,013	\$1,351,485	\$1,557,508	\$5,424,120
Foothill	\$616,392	\$129,869	\$112,099	\$530,735	\$407,919	\$1,797,014
Fresno	\$6,683,749	\$1,243,496	\$888,505	\$5,081,778	\$3,233,205	\$17,130,733
Golden Sierra	\$751,437	\$149,262	\$221,848	\$609,988	\$807,288	\$2,539,823
Humboldt	\$442,639	\$74,307	\$59,752	\$303,670	\$217,432	\$1,097,800
Imperial	\$3,170,383	\$609,487	\$411,834	\$2,490,781	\$1,498,632	\$8,181,117
Kern, Inyo, and Mono	\$6,568,883	\$1,269,296	\$859,768	\$5,187,214	\$3,128,632	\$17,013,793
Kings	\$937,392	\$193,758	\$128,678	\$791,826	\$468,249	\$2,519,903
Los Angeles City	\$16,304,857	\$3,154,569	\$2,173,870	\$12,891,731	\$7,910,556	\$42,435,583
Los Angeles County	\$13,512,534	\$2,548,415	\$1,818,465	\$10,414,567	\$6,617,263	\$34,911,244
Madera	\$900,738	\$177,166	\$121,451	\$724,023	\$441,951	\$2,365,329
Merced	\$2,219,139	\$409,099	\$285,150	\$1,671,860	\$1,037,639	\$5,622,887
Monterey	\$2,514,971	\$483,064	\$446,319	\$1,974,131	\$1,624,121	\$7,042,606
Mother Lode	\$346,402	\$82,629	\$70,229	\$337,678	\$255,559	\$1,092,497
Workforce Alliance of the North Bay	\$969,683	\$200,585	\$216,477	\$819,730	\$787,743	\$2,994,218
NoRTEC	\$2,565,550	\$495,452	\$363,463	\$2,024,758	\$1,322,614	\$6,771,837
North Central Counties Consortium	\$1,439,197	\$282,610	\$214,835	\$1,154,940	\$781,769	\$3,873,351
NOVA	\$1,267,075	\$252,323	\$422,336	\$1,031,165	\$1,536,849	\$4,509,748
Oakland City	\$1,094,595	\$224,708	\$217,903	\$918,313	\$792,934	\$3,248,453
Orange	\$3,611,787	\$676,170	\$934,562	\$2,763,294	\$3,400,804	\$11,386,617
Pacific Gateway	\$1,860,786	\$348,863	\$253,197	\$1,425,695	\$921,364	\$4,809,905
Richmond City	\$301,464	\$61,757	\$58,266	\$252,382	\$212,027	\$885,896
Riverside	\$7,276,203	\$1,371,692	\$1,285,258	\$5,605,676	\$4,676,960	\$20,215,789
Sacramento	\$3,975,970	\$793,919	\$754,548	\$3,244,500	\$2,745,743	\$11,514,680
San Benito	\$272,379	\$51,870	\$49,507	\$211,978	\$180,151	\$765,885
San Bernardino	\$6,524,862	\$1,223,456	\$1,090,816	\$4,999,882	\$3,969,400	\$17,808,416
San Diego	\$6,733,915	\$1,268,668	\$1,367,001	\$5,184,647	\$4,974,416	\$19,528,647
San Francisco	\$1,411,053	\$291,493	\$389,106	\$1,191,242	\$1,415,929	\$4,698,823
San Joaquin	\$3,477,842	\$673,186	\$518,263	\$2,751,099	\$1,885,922	\$9,306,312
San Jose - Silicon Valley	\$1,984,670	\$379,271	\$486,896	\$1,549,963	\$1,771,780	\$6,172,580
San Luis Obispo	\$758,425	\$101,973	\$91,362	\$416,732	\$332,459	\$1,700,951
Santa Ana City	\$770,569	\$146,227	\$117,906	\$597,582	\$429,051	\$2,061,335
Santa Barbara	\$1,439,935	\$194,079	\$201,486	\$793,138	\$733,191	\$3,361,829
Santa Cruz	\$1,341,490	\$206,513	\$195,840	\$843,952	\$712,646	\$3,300,441
SELACO	\$1,543,929	\$295,224	\$241,730	\$1,206,487	\$879,636	\$4,167,006
Solano	\$1,184,917	\$242,947	\$227,596	\$992,850	\$828,204	\$3,476,514
Sonoma	\$754,653	\$143,864	\$186,576	\$587,925	\$678,937	\$2,351,955
South Bay	\$1,920,170	\$382,918	\$333,865	\$1,564,866	\$1,214,910	\$5,416,729
Stanislaus	\$2,597,872	\$503,411	\$386,872	\$2,057,282	\$1,407,798	\$6,953,235
Tulare	\$4,457,011	\$844,145	\$556,731	\$3,449,757	\$2,025,903	\$11,333,547
Ventura	\$1,618,756	\$285,000	\$400,158	\$1,164,707	\$1,456,147	\$4,924,768
Verdugo	\$1,154,967	\$240,985	\$192,753	\$984,830	\$701,414	\$3,274,949
Yolo	\$681,754	\$88,384	\$113,843	\$361,196	\$414,268	\$1,659,445
Total	\$124,134,292	\$23,588,052	\$20,501,406	\$96,396,969	\$74,603,106	\$339,223,825

	A	B	C	D	E	F
1	WIOA ADULT AND DISLOCATED WORKER					
2	REVISED ALLOCATIONS FOR PROGRAM YEAR 2024-2025					
3						
4						
5						
6			APPROVED	REVISED		
7			6.5.24	9.30.24		
8			Adult/DW	Adult/DW		
9			Allocation	Allocation	Increase/	%
10			2024-25	2024-25	(Decrease)	Change
11						
12						
13	Actual/Estimated Carryover		4,730,421	4,157,527	(572,894)	-12.11%
14	Award		10,442,615	10,446,984	4,369	0.04%
15	Total Available		15,173,036	14,604,511	(568,525)	-3.75%
16						
17	Operational Costs					
18	AJCC Facility/Site Budgets		2,819,702	2,819,702	0	0.00%
19	Community Outreach/OS Marketing Budget	3.5%	365,492	365,644	153	0.04%
20	One Time Costs PY 23-24		0	0	0	0.00%
21	FRWDB Admin Support		1,112,371	1,112,371	0	0.00%
22	FRWDB Program Support		1,474,538	1,474,538	0	0.00%
23	Assessment Materials		42,630	42,630	0	0.00%
24	Employment Study		10,500	10,500	0	0.00%
25	Program Income		(648,547)	(568,580)	79,967	-12.33%
26	Carryover to Following Year (PY 25-26)	3%	313,278	313,410	131	0.04%
27	Total Operational Costs		5,489,964	5,570,215	80,251	1.46%
28						
29	Contractors & Participant Pools					
30	CLC - DW		1,618,139	1,618,139	0	0.00%
31	EQUUS - Adult		2,144,975	2,144,975	0	0.00%
32	Current Plan Year Training Pool		2,879,310	2,880,620	1,310	0.05%
33	Prior Plan Year Training Reserve		2,421,127	1,771,041	(650,086)	-26.85%
34	Incumbent Worker Training (IWT) Pool		253,475	253,475	0	0.00%
35	Supportive Services		107,128	107,128	0	0.00%
36	Participant Soft Skills Workshop Pool		138,918	138,918	0	0.00%
37	Public Defenders Project		30,000	30,000	0	0.00%
38	VRTS Programming & Maintenance		90,000	90,000	0	0.00%
39	Total Contractors & Participant Pools		9,683,072	9,034,296	(648,776)	-6.70%
40						
41						
42	Total Allocations		15,173,036	14,604,511		
43			0	0		
44						
45			3,132,785	3,134,095		
46	Training Percentage		30%	30%		
47						
48						
49						
50	Note: Due to spreadsheet formula rounding calculations, total(s) may be \$1.00 off.					
51	Prepared By: C. Belerschmitt					

FRESNO REGIONAL WORKFORCE DEVELOPMENT BOARD

AGENDA ITEM:	4
MEETING DATE:	October 24, 2024
ACTION:	RECOMMEND TO ACCEPT

2125 Kern Street, Suite 208 • Fresno, CA 93721 • (559) 490-7100 • Fax (559) 490-7199 • www.frwdb.net

TO: Adult Council
FROM: Phyllis Stogbauer, Senior Deputy Director
SUBJECT: Local Performance Results Reports

RECOMMENDATION:

Recommend that the Fresno Regional Workforce Development Board (FRWDB) accept the attached Adult and Dislocated Worker Program Providers of Services' Local Performance Results Reports for the Fourth Quarter of Program Year (PY) 2023-2024 and First Quarter of PY2024-2025.

REASON FOR RECOMMENDATION:

The FRWDB Joint Powers Agreement states, in part, that FRWDB staff shall fulfill administrative responsibilities as set forth in the Workforce Innovation and Opportunity Act (WIOA), including the administering of programs as described in the WIOA, as well as developing budgets and administrative plans. Additional administrative responsibilities shall include assessing the performance and evaluating the benefit, productivity, and impact of all programs funded under the WIOA, as amended or superseded, and submitting progress reports. FRWDB staff will submit both upon request, but not less often than every quarter.

The attached worksheets provide local performance results for each of the Adult and Dislocated Worker Provider of Services for the Fourth Quarter of PY 2023-2024 and the first First Quarter of PY 2024-2025.

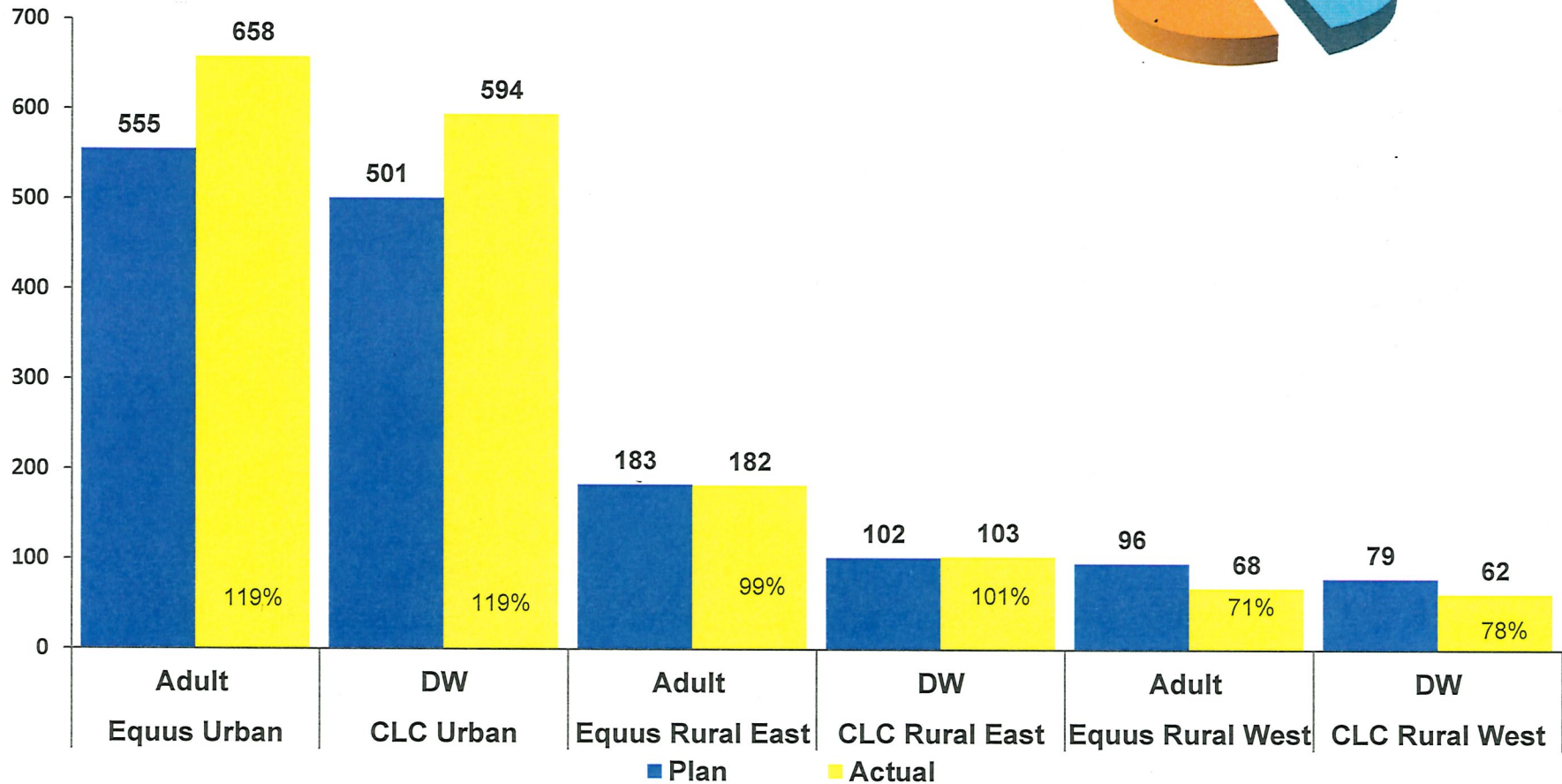
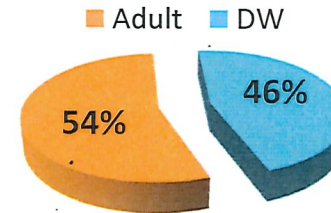
ATTACHMENTS:

- ATTACHMENT I: Adult/DW Year-to-Date Local Performance Results Reports - Fourth Quarter of Program Year 2023-2024
- ATTACHMENT II: Adult/DW Year-to-Date Local Performance Results Reports - First Quarter of Program Year 2024-2025

CLC- Central Labor Council
EQUUS- Equus Workforce Solutions

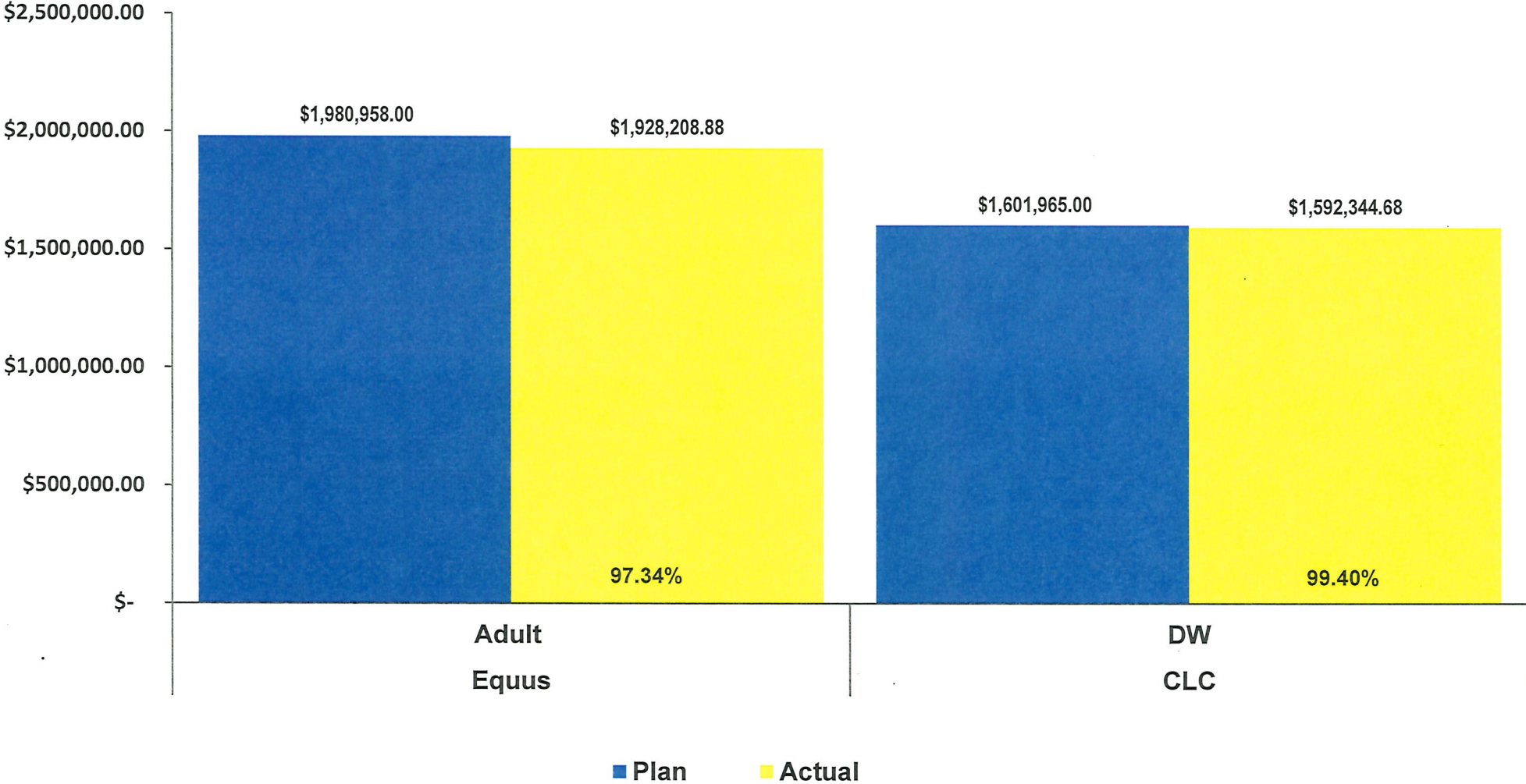
Adult/DW

Total Served- 1667



Note: Adult/ DW number served goal is 95%.

Adult/ DW Expenditures

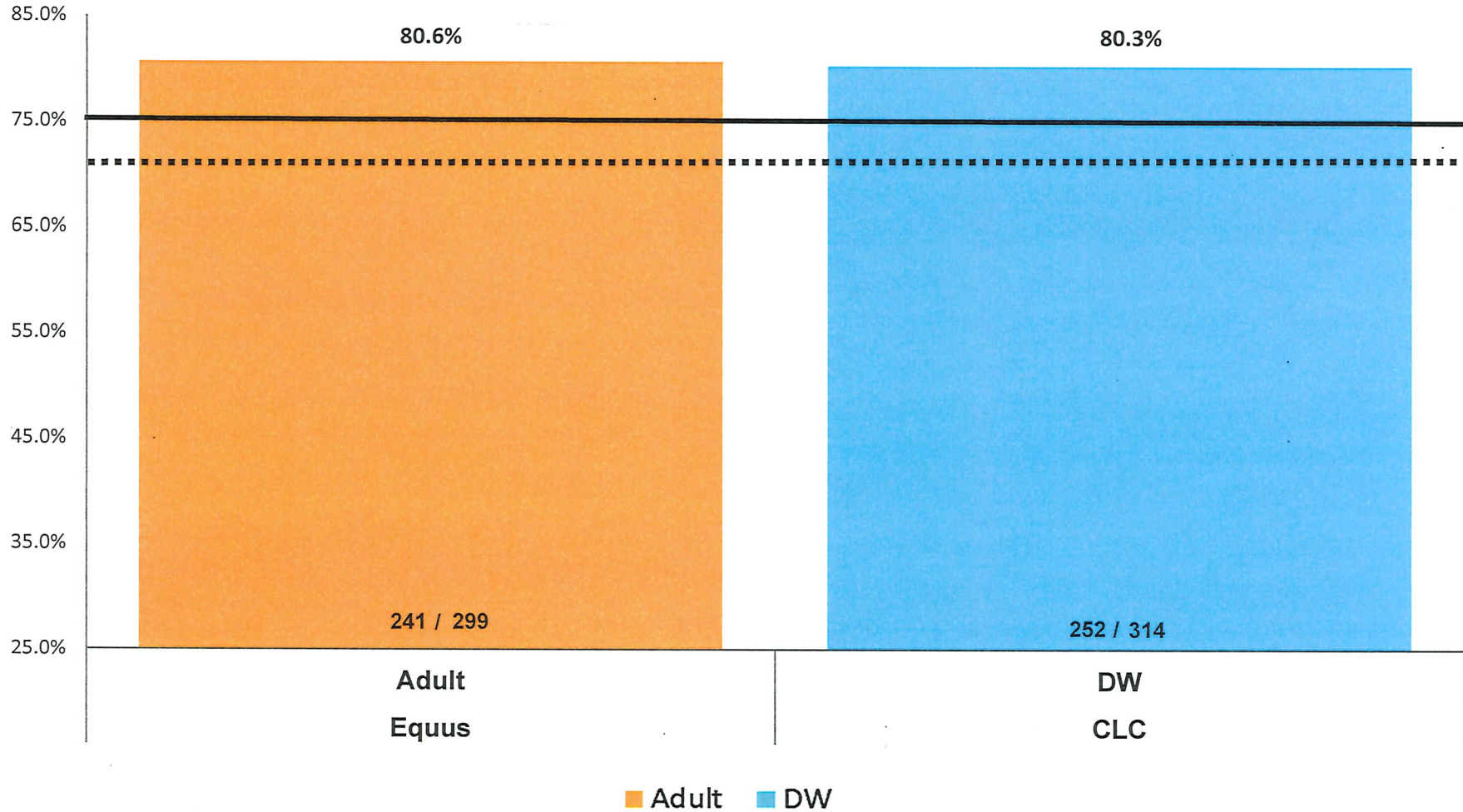


Adult/DW Placement

Placement Goals

DW 81 %

Adult 76.5%



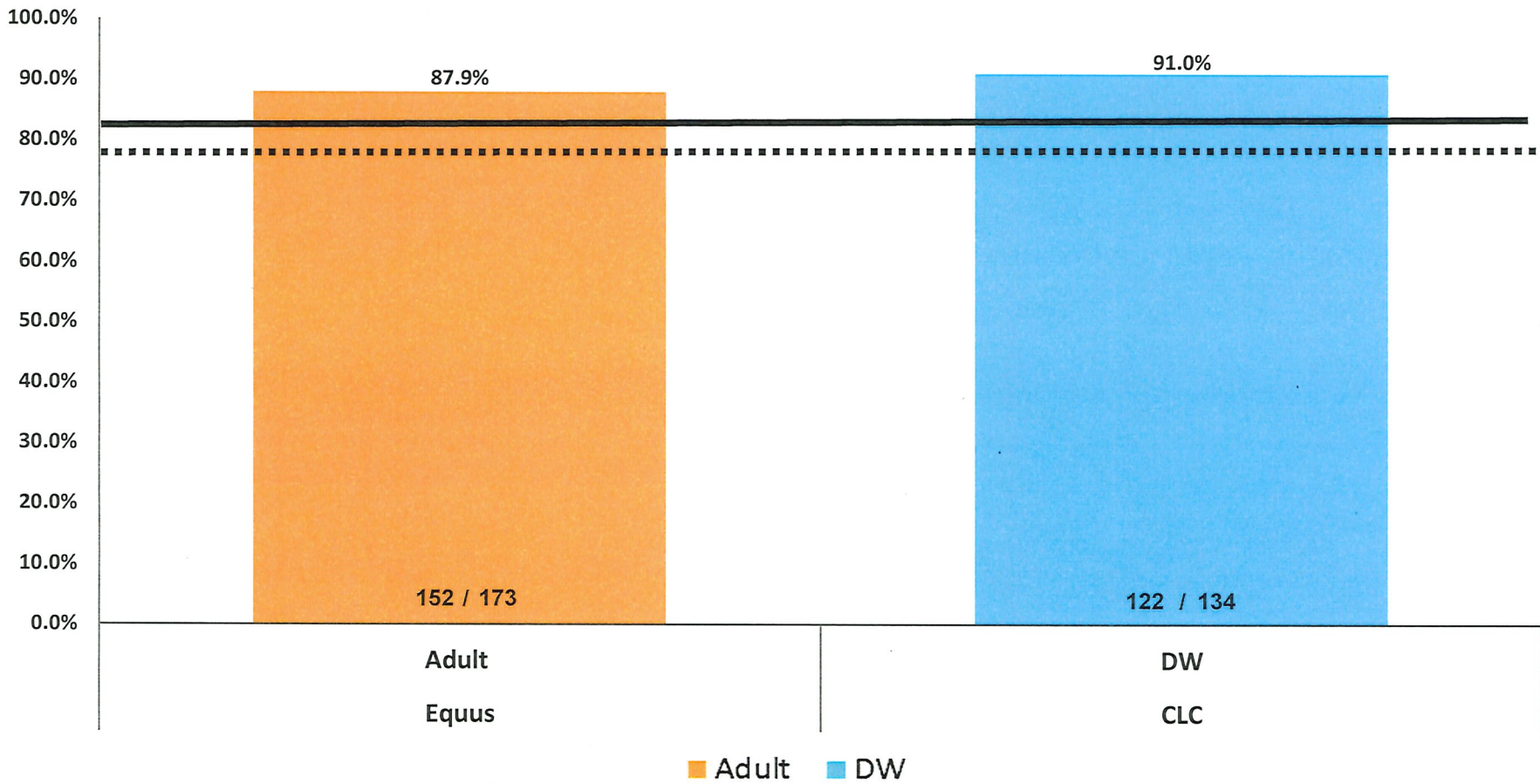
Certificate of Attainment Goal

DW 81.0%

Adult 77.0%



Adult/DW Credential Rate

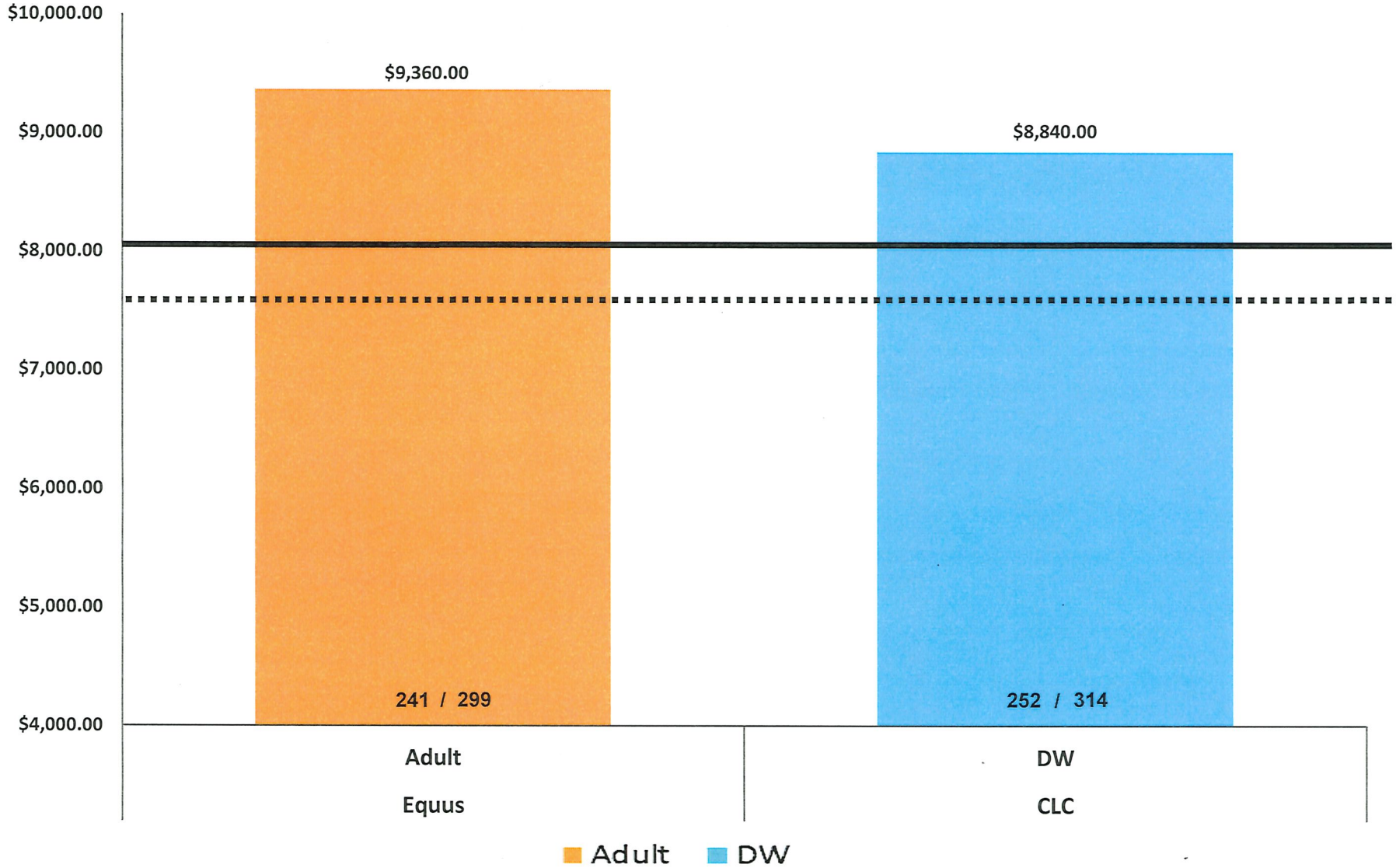


Placement Median Wage Earnings



Goals

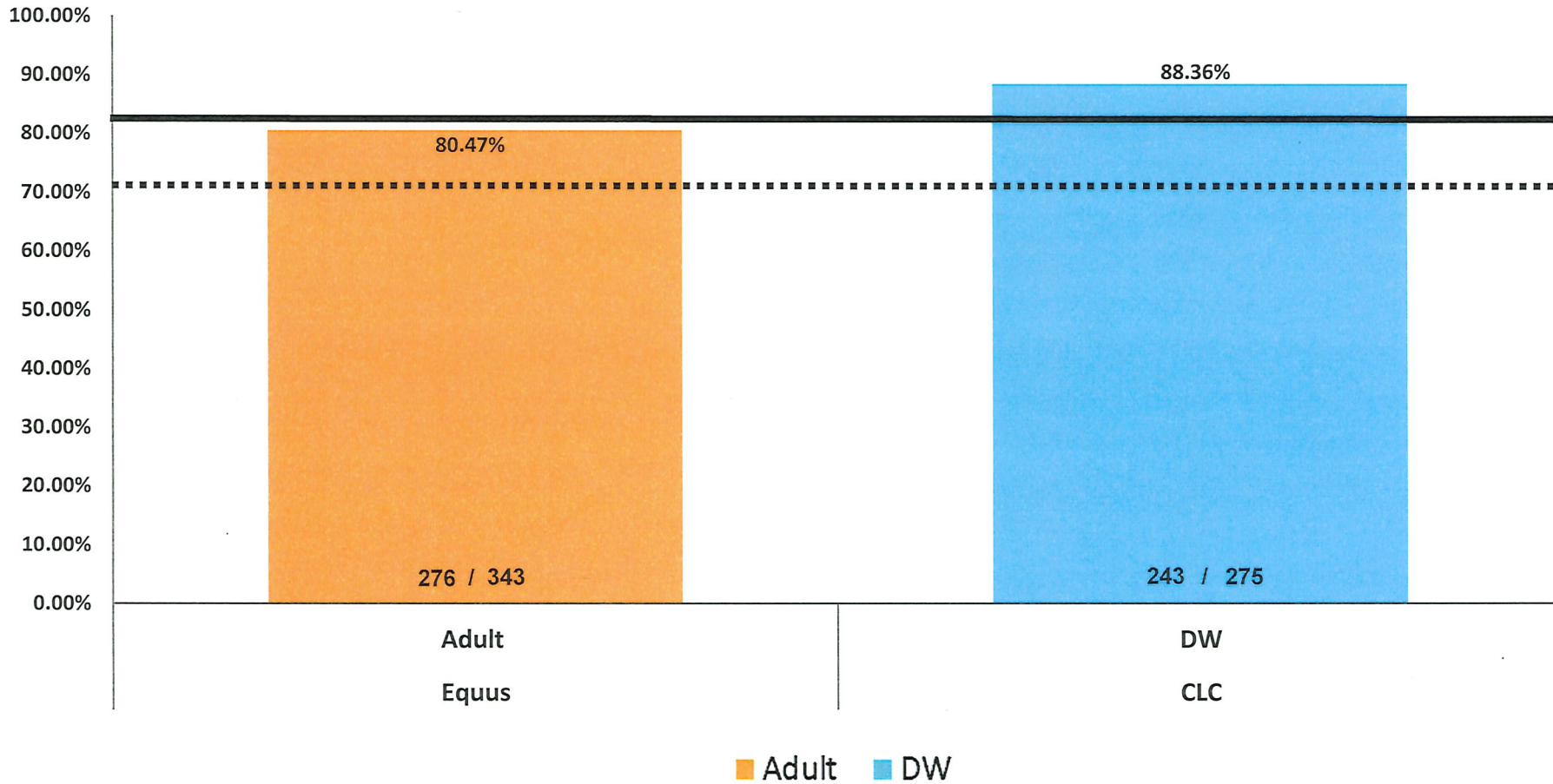
DW \$ 8,808

Adult \$8,100



Measurable Skills Gain

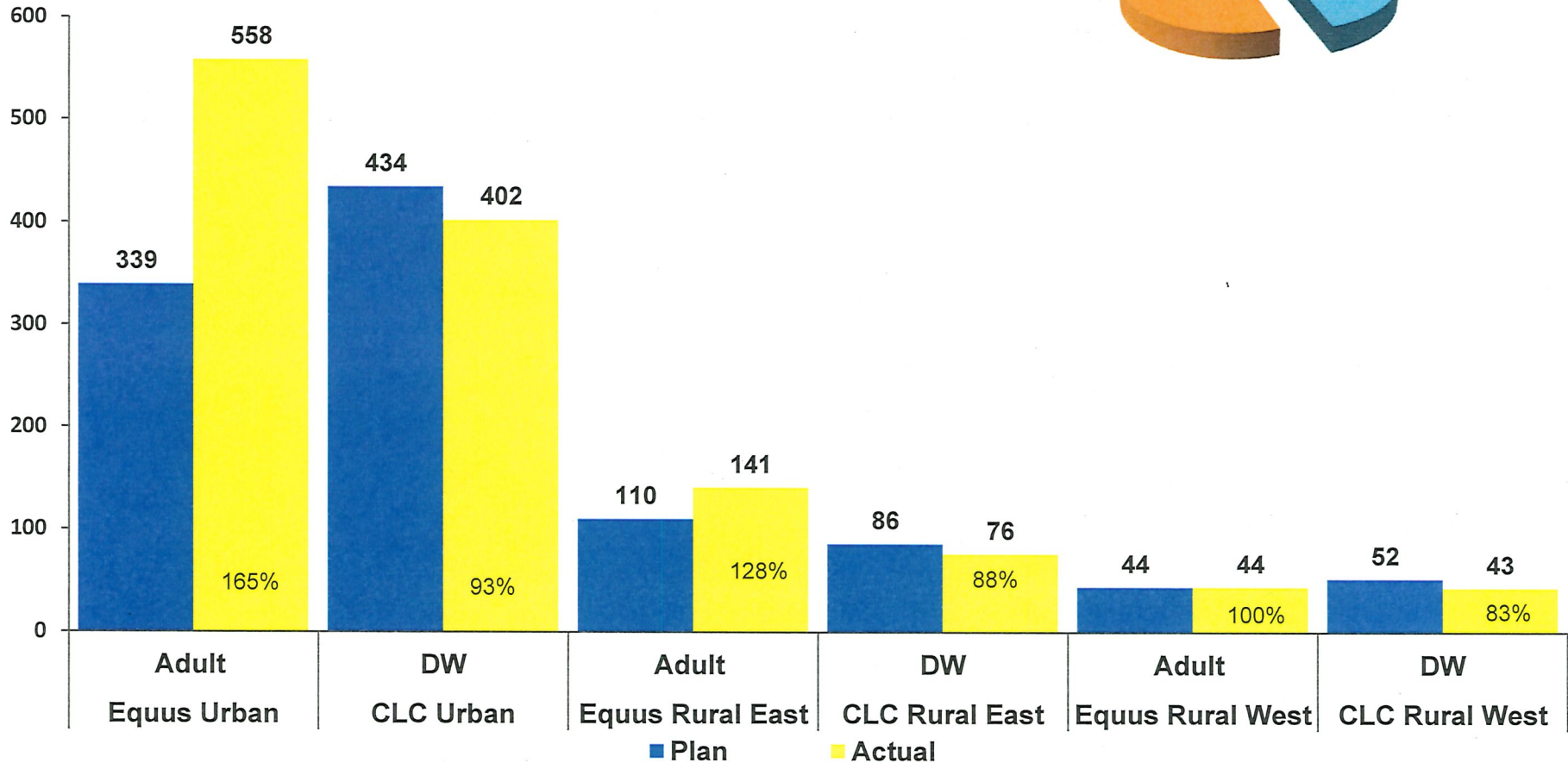
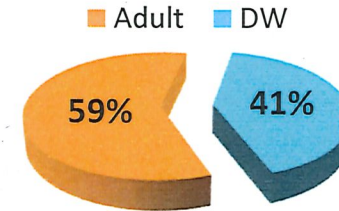
Goals
DW 81% 
Adult 70% 



CLC- Central Labor Council
EQUUS- Equus Workforce Solutions

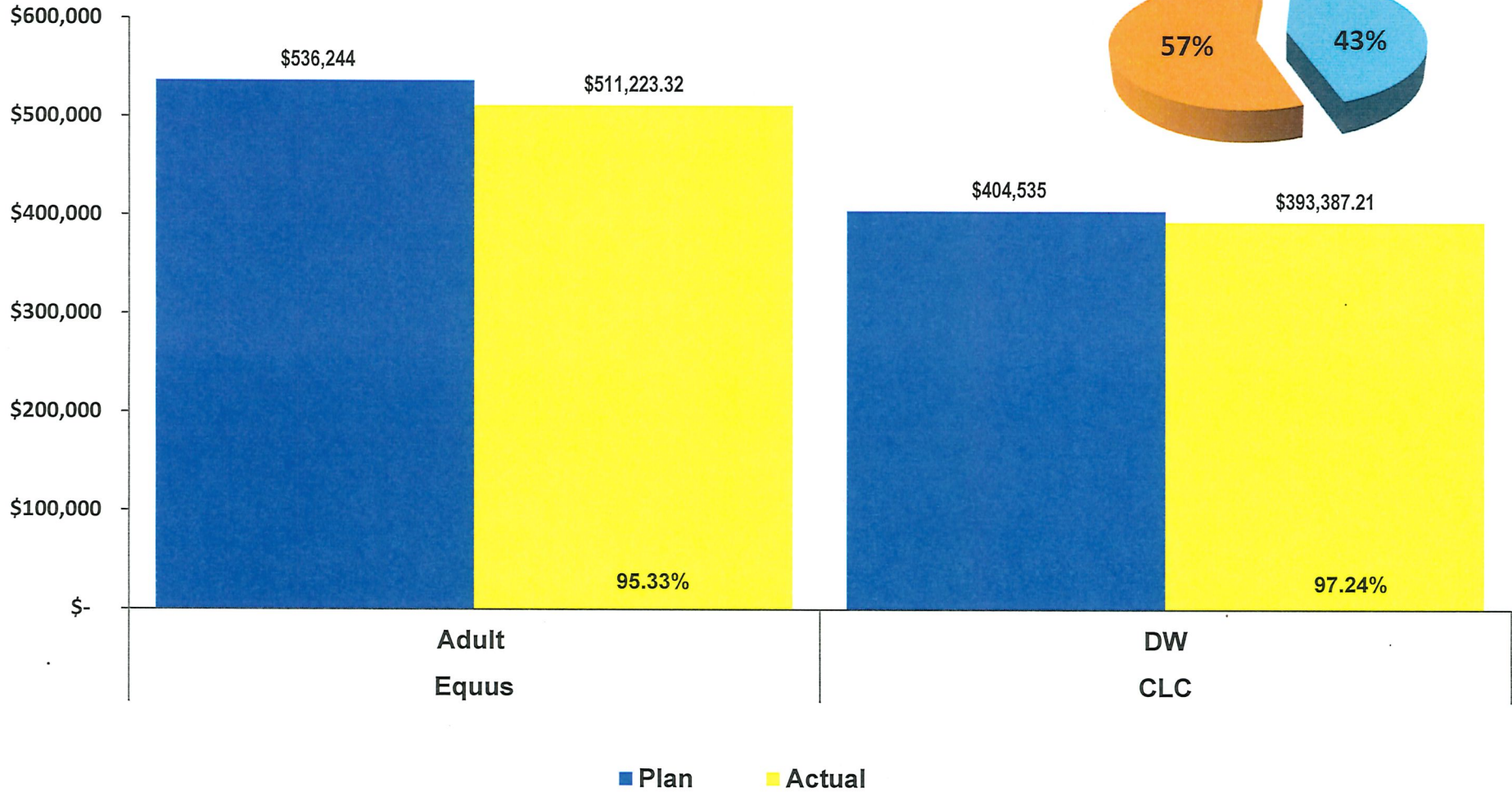
Adult/DW Served

Total Served- 1264



Note: Adult/ DW number served goal is 95%.

Adult/ DW Expenditures

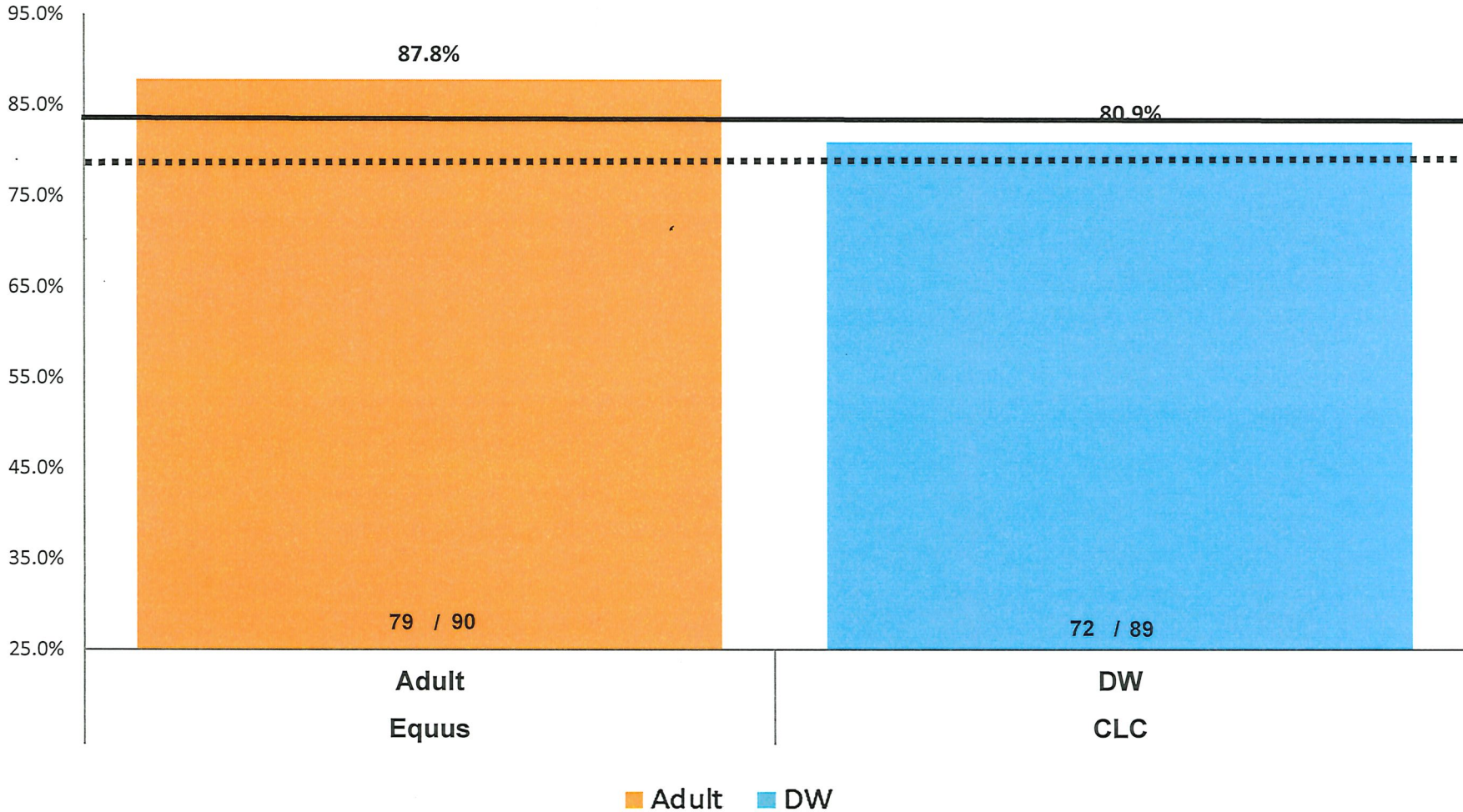


Note: Adult/DW Expenditures goal is 95% to 100%.

Adult/DW Placement

Placement Goals

DW 81 %
Adult 76.5%

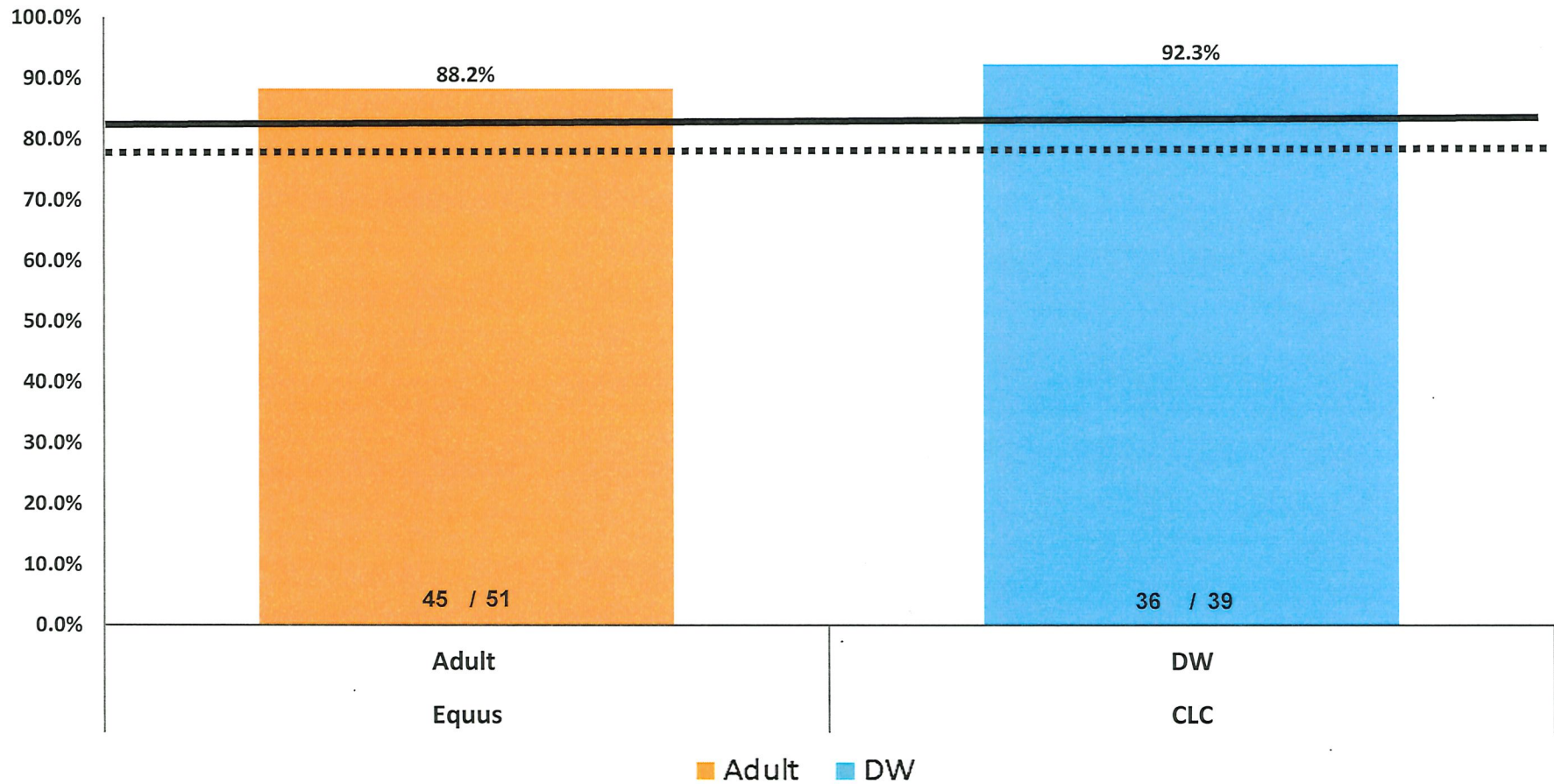


Certificate of Attainment Goal

DW 81.0%

Adult 77.0%

Adult/DW Credential Rate

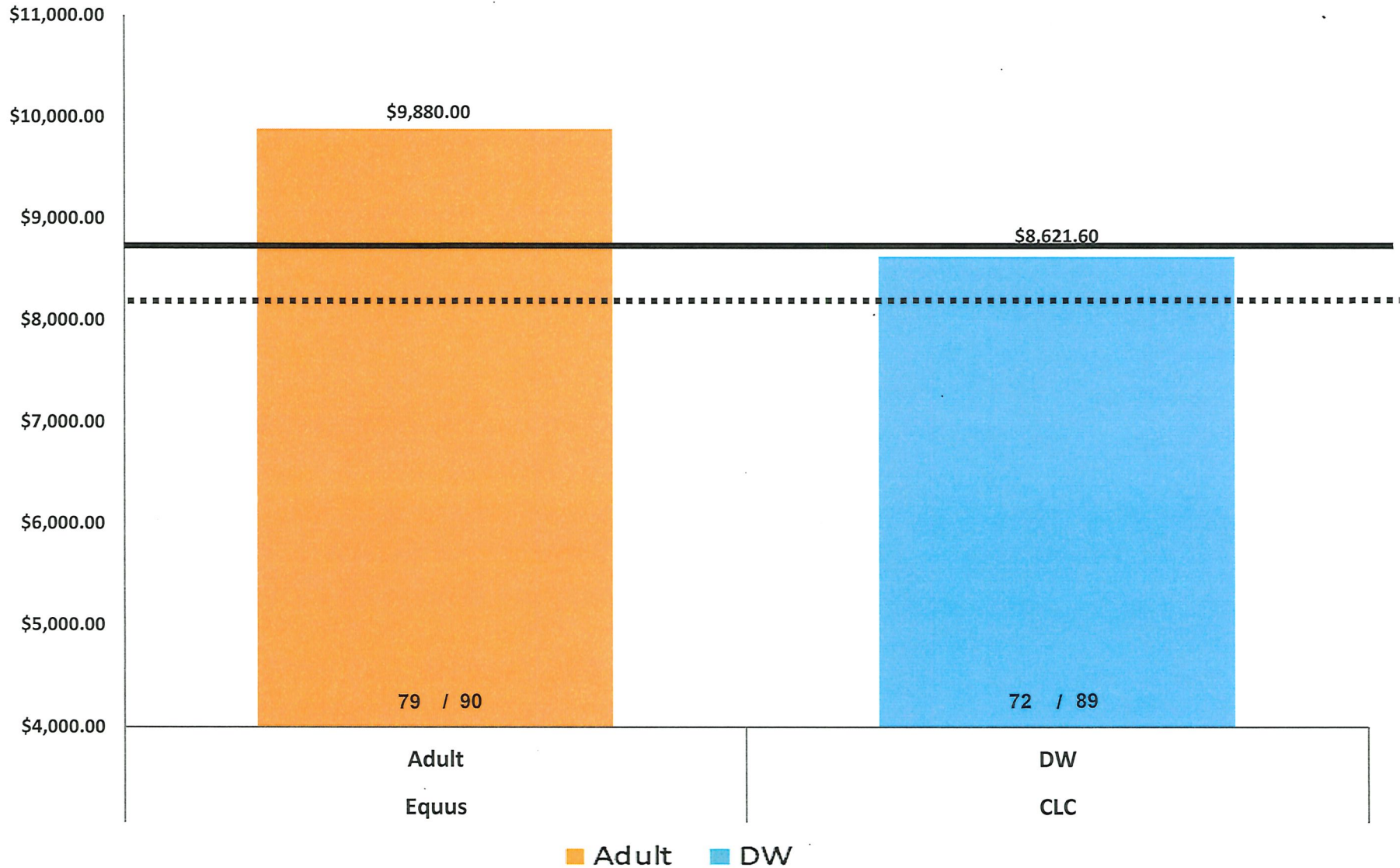


Placement Median Wage Earnings



Goals

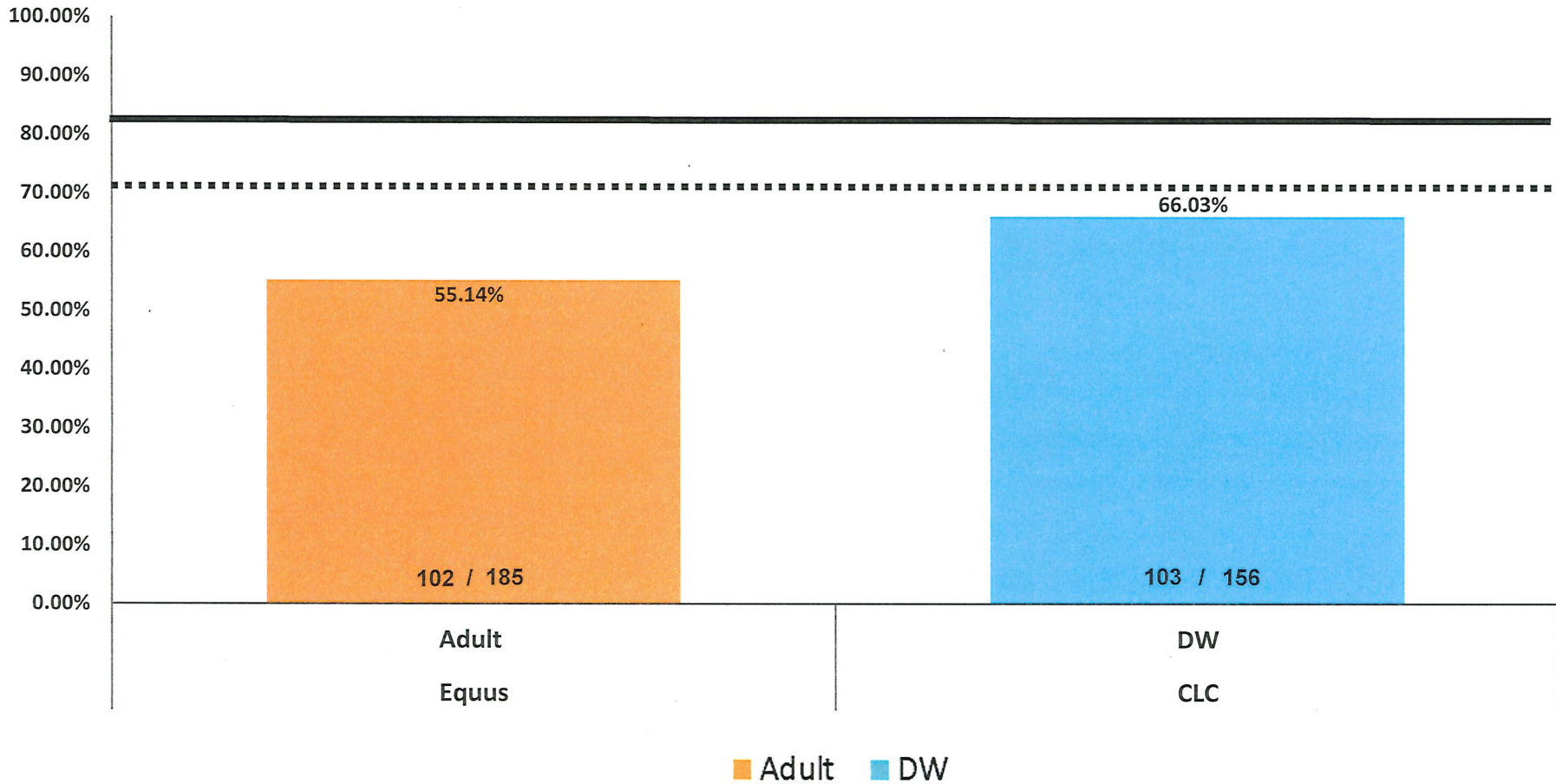
DW \$ 8,808

Adult \$8,100



Measurable Skills Gain

Goals
DW 81% 
Adult 70% 



FRESNO REGIONAL WORKFORCE DEVELOPMENT BOARD

AGENDA ITEM:	5
MEETING DATE:	October 24, 2024
ACTION:	RECOMMEND TO ACCEPT

2125 Kern Street, Suite 208 • Fresno, CA 93721 • (559) 490-7100 • Fax (559) 490-7199 • www.frwdb.net

TO: Adult Council
FROM: Cheryl Beierschmitt, Deputy Director of Fiscal Services
SUBJECT: Providers of Services' Monitoring Report

RECOMMENDATION:

Recommend that the Fresno Regional Workforce Development Board (FRWDB) accept the following Providers of Services' Monitoring Report for the First Quarter of Program Year (PY) 2024-2025.

REASON FOR RECOMMENDATION:

FRWDB staff conducts programmatic and fiscal monitoring of all contracts to ensure compliance with federal, state, and local regulations and/or policies.

The attached tables provide the status of the program and fiscal monitoring of the first quarter of PY 2024-2025.

ATTACHMENT:

Adult Providers of Services' Monitoring Report – First Quarter, Program Year 2024-2025

Adult Providers of Services' Monitoring Report

First Quarter, Program Year 2024-2025

Program Monitoring:

Programmatic monitoring of the following sub-recipients was **completed** during the first quarter of Program Year (PY) 2024-2025:

Sub-Recipient	Grant	Results
Equus Workforce Solutions PY 2023-2024	Adult Services	1) Job Readiness issues-data entry 2) Service codes usage issues-missing/late 3) Participant plan issues 4) Assessment issues-data entry All Findings Closed
Equus Workforce Solutions PY 2023-2024	Equity and Special Populations (ESP)	1) Closure/Exit and Follow-Up Process not followed 2) Job Ready Process not followed 3) Participant contact process not followed All Findings Closed
America Works of California, Inc. PY 2022-2024	ESP	1) Job Readiness issue-data entry 2) Participant contact process not followed 3) Closure/Exit and Follow-Up Process not followed All Findings Closed
Oscar Robinson PY 2023-2024	West Fresno Advanced Transportation Technology, Transformative Climate Communities	No Findings

Programmatic monitoring of the following sub-recipients was **in process** during the first quarter of PY 2024-2025:

Sub-Recipient	Grant
Central Labor Council Partnership PY 2023-2024	<ul style="list-style-type: none"> • Dislocated Worker • Quality Jobs, Equity, Strategy and Training (QUEST) National Dislocated Workers Grant • Additional Assistance (AA) Project
Mother Lode Job Training Workforce Development PY 2023-2025	<ul style="list-style-type: none"> • CalFIRE Round 2, Central Valley Forestry Corps • High Roads Construction Careers: Resilient Workforce Fund (HRCC: RWF) • High Road Training Partnerships: RWF
America Works of California, Inc. PY 2023-2025	<ul style="list-style-type: none"> • Prison 2 Employment, 2.0 • Student Training and Employment Program
Equus Workforce Solutions PY 2023-2024	<ul style="list-style-type: none"> • QUEST National Dislocated Workers Grant
San Joaquin County Employment and Economic Development Department PY 2023-2024	<ul style="list-style-type: none"> • HRCC: RWF

Fiscal Monitoring:

Fiscal monitoring of the following sub-recipients was **completed** during the first quarter of PY 2024-2025:

Sub-Recipient	Grant	Results
America Works of California, Inc. PY 2023-2024, Initial Fiscal Review	Prison 2 Employment, 2.0	Observations: 1) Timesheet signature issues 2) Staff time allocation issues 3) General ledger detail insufficient 4) Cost Allocation Plan issues
San Joaquin Building Trades Council PY 2023-2024, Initial Fiscal Review	High Roads Construction Careers: Resilient Workforce Fund (HRCC: RWF)	No Findings
San Joaquin County Employment and Economic Development Department PY 2023-2024, Initial Fiscal Review	HRCC: RWF	No Findings

Fiscal monitoring of the following sub-recipients was ***in process*** during the first quarter of the PY 2024-2025:

Sub-Recipient	Grant
Mother Lode Job Training Workforce Development PY 2023-2025, Initial Fiscal Review	<ul style="list-style-type: none"> • CalFIRE Round 2, Central Valley Forestry Corps • High Road Training Partnerships: Resilient Workforce Fund (HRTP: RWF) • High Roads Construction Careers: Resilient Workforce Fund (HRCC: RWF)
Tradeswomen, Inc. PY 2024-2025, Initial Fiscal Review	<ul style="list-style-type: none"> • Good Jobs Challenge • HRCC: RWF • Earmark Valley Build Now
America Works of California, Inc. PY 2024-2025, Initial Fiscal Review	<ul style="list-style-type: none"> • Student Training and Employment Program
Central Labor Council-Partnership PY 2023-2024, Fiscal Closeout	<ul style="list-style-type: none"> • Dislocated Worker • Rapid Response/Layoff Aversion
Equus Workforce Solutions PY 2023-2024, Fiscal Closeout	<ul style="list-style-type: none"> • Adult Services

FRESNO REGIONAL WORKFORCE DEVELOPMENT BOARD

AGENDA ITEM:	6
MEETING DATE:	October 24, 2024
ACTION:	RECOMMEND TO ACCEPT

2125 Kern Street, Suite 208 • Fresno, CA 93721 • (559) 490-7100 • Fax (559) 490-7199 • www.frwdb.net

TO: Adult Council
FROM: Phyllis Stogbauer, Senior Deputy Director
SUBJECT: Job Seeker Customer Satisfaction Reports

RECOMMENDATION:

Recommend that the Fresno Regional Workforce Development Board (FRWDB) accept the Job Seeker Customer Satisfaction Reports for the Fourth Quarter of Program Year (PY) 2023-2024.

REASON FOR RECOMMENDATION:

The FRWDB Joint Powers Agreement states, in part, that FRWDB staff shall fulfill administrative responsibilities as set forth in the Workforce Innovation and Opportunity Act (WIOA), including the administering of programs as described in the WIOA, as well as developing budget plans. Additional administrative responsibilities and authorities shall include assessing the performance and evaluating the benefit, productivity, and impact of all programs funded under the WIOA, as amended or superseded, and submitting progress reports.

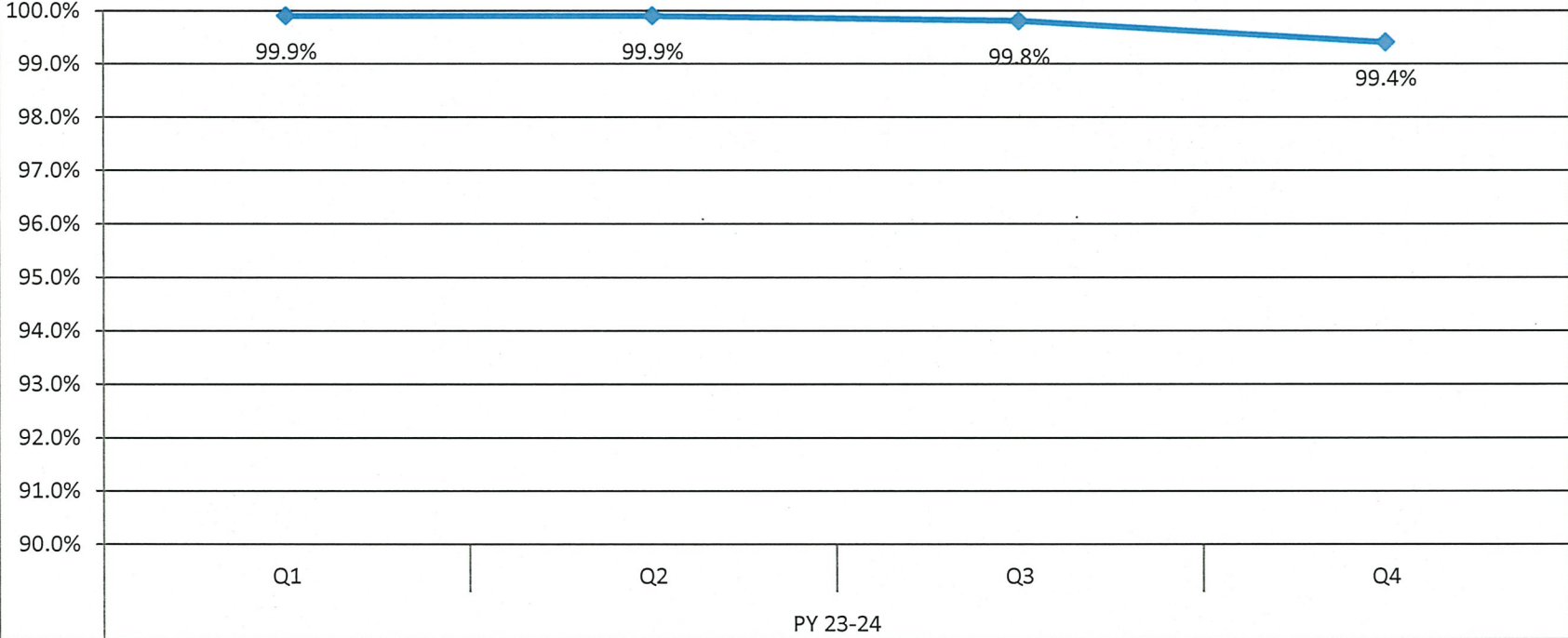
As part of this responsibility, FRWDB staff has implemented the Job Seeker Customer Satisfaction process and data collection system. The FRWDB's sub-contracted providers of services submit their data to staff on a monthly basis. The data is accumulated, analyzed and reviewed on a quarterly basis and reported to this Council.

FRWDB staff work with service providers to improve the processes used to increase the satisfaction level with its job seekers. These improvements are based on data collected through these satisfaction surveys, monitoring reviews, complaints and monthly operations meetings between provider and FRWDB staff.

ATTACHMENTS:

ATTACHMENT I: Basic Career Services Report for the Fourth Quarter of PY 2023-2024
ATTACHMENT II: Placement Satisfaction Report for the Fourth Quarter of PY 2023-2024

Basic Career Services

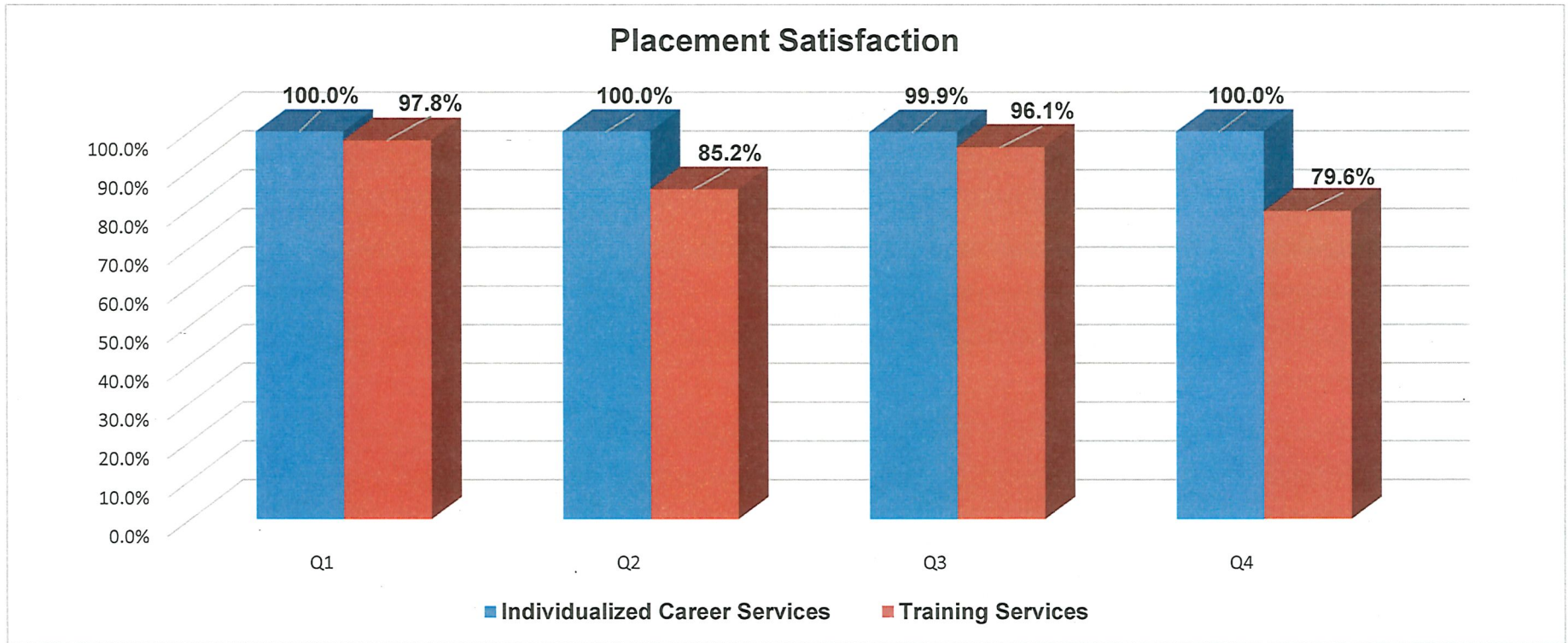


Staff Notes:

PY 2023-2024				
	Q1	Q2	Q3	Q4
Surveys Received	558	384	744	680
Number of Users	4,875	5,923	8,248	2,036
Survey Response Rate	11.4%	6.5%	9.0%	33.4%

Sample of User Comments:

Great place very helpful. I don't know if there is room for a Zoom meeting but that would be useful. Not all computers have access to print USAjobs.gov publications. Staff is very polite, professional and helpful. Staff was so helpful and encouraging, made application process easy. Thanks for the friendly welcome! Staff very helpful and explains everything well and was knowledgeable of other programs. Wish my appointment could be sooner than later based on the timeline of the program.



Staff Notes:

PY 2023-2024								
	Q1		Q2		Q3		Q4	
	Non-Training	Training	Non-Training	Training	Non-Training	Training	Non-Training	Training
Surveys Received by Type	36	44	32	39	58	49	26	66
Clients Closed & Placed by Type	37	66	39	53	74	95	55	86
Survey Response Rate	97.3%	66.7%	82.1%	73.6%	78.4%	51.6%	47.3%	76.7%

Participant Feedback:

Easy process staff is very helpful so glad I took the step to get started with my career I've referred some friends to come here or any workforce. I appreciate all the help and support that I have received, especially the training. I was able to find a full-time job that I absolutely love. I have shared my great experience at workforce with my friends and family. I appreciate the help that I received, especially training. I was able to find full-time job as a welder before graduating, my boss was willing to work around my school schedule. I am thankful for all the support and assistance I received. I have been sharing my experience at workforce connection with my family and friends. I am grateful for the support I received from workforce connection. I was able to find a job shortly after finishing school and now I am able to provide for my family with my full-time job.

FRESNO REGIONAL WORKFORCE DEVELOPMENT BOARD

AGENDA ITEM:	7
MEETING DATE:	October 24, 2024
ACTION:	RECOMMEND TO ACCEPT

2125 Kern Street, Suite 208 • Fresno, CA 93721 • (559) 490-7100 • Fax (559) 490-7199 • www.frwdb.net

TO: Adult Council

FROM: Timothy Giles, Deputy Director of Information and General Services

SUBJECT: Program Year 2022-2023 Workforce Innovation and Opportunity Act Local Area Adult and Dislocated Worker Program Performance Results

RECOMMENDATION:

Recommend that the Fresno Regional Workforce Development Board (FRWDB) accept the Adult and Dislocated Worker Program Workforce Innovation and Opportunity Act (WIOA) Local Area Performance Results for Program Year (PY) 2022-2023.

REASON FOR RECOMMENDATION:

The WIOA has six (6) primary indicators of performance:

- 1) Employment 2nd Quarter (Q2) after Exit
- 2) Employment 4th Quarter (Q4) after Exit
- 3) Median Earnings
 - a) This is from total earnings in the second quarter after exit
- 4) Credential Attainment
- 5) Measurable Skill Gains
- 6) Effectiveness in Serving Employers.
 - a) Currently, Effectiveness in Serving Employers is applied at the state level only

Achievement is measured with a performance score which is a calculation based on adjusted results and negotiated goals. Successful performance or unsuccessful performance (nonperformance) is defined in Workforce Services Directive, WSD20-02, Calculating Local Area Performance and Nonperformance.

On March 12, 2024, the State of California released Workforce Services Information Notice, WSIN23-33, PY 2022 Performance Scores. At this time, the Department of Labor is only requiring states to achieve a 50% performance score for the measures listed below. The State of California passes on the same achievement benchmark to local areas.

Local Area WIOA performance scores for the Adult and Dislocated Worker program for PY 2022-2023 are as follows:

	Employment Q2	Employment Q4	Median Earnings Q2	Credential Attainment
Adult	108.7%	100.5%	101.9%	104.5%
Dislocated Worker	112.5%	108.8%	97.1%	131.6%

The FRWDB has achieved all required Adult and Dislocated Worker program performance score levels for PY 2022 – 2023.

FRESNO REGIONAL WORKFORCE DEVELOPMENT BOARD

AGENDA ITEM:	8
MEETING DATE:	October 24, 2024
ACTION:	INFORMATION

2125 Kern Street, Suite 208 • Fresno, CA 93721 • (559) 490-7100 • Fax (559) 490-7199 • www.frwdb.net

TO: Adult Council
FROM: Tim Giles, Deputy Director of Information and General Services
SUBJECT: Adult and Dislocated Worker Demographics Reports

INFORMATION:

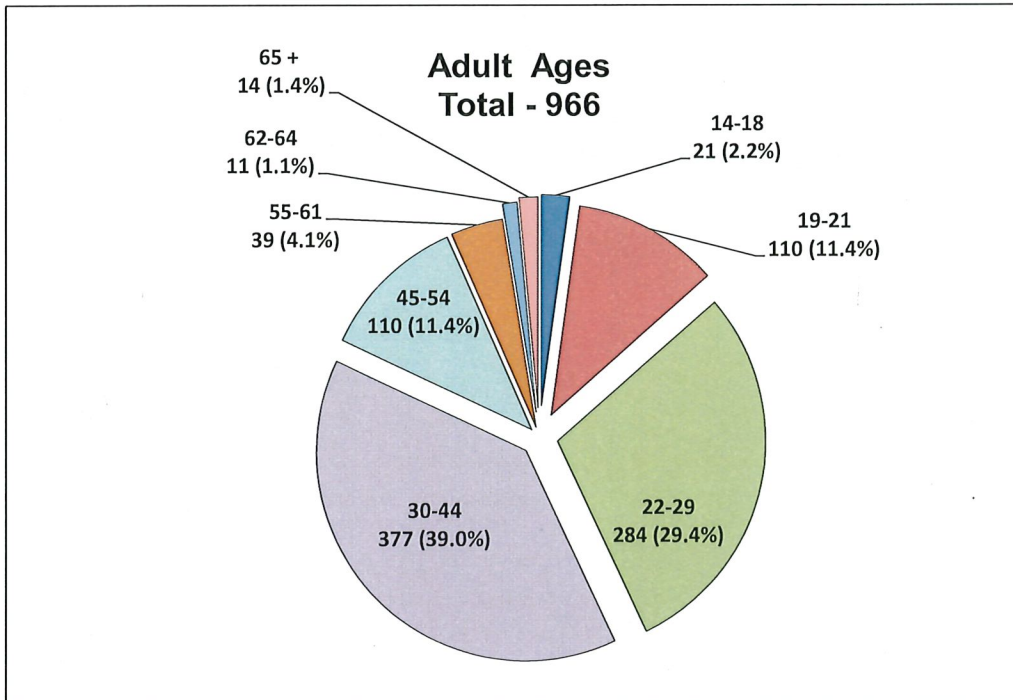
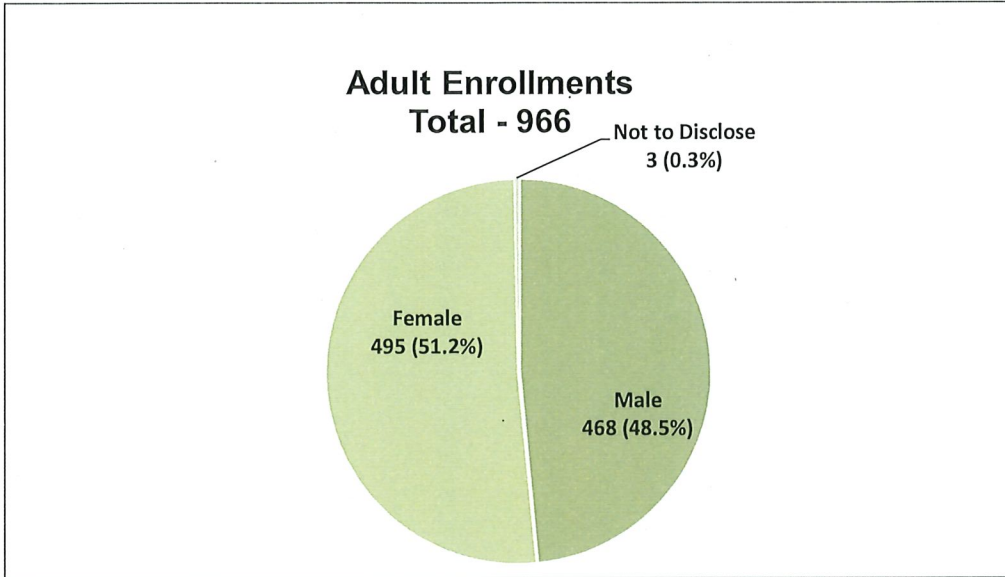
Per the Adult Council's direction, Fresno Regional Workforce Development Board (FRWDB) staff provides cumulative quarterly reports of various demographics for the FRWDB's Adult and Dislocated Worker enrollments. Attached are the demographics reports for the Fourth Quarter of Program Year 2023-2024, and the First Quarter of Program Year 2024-2025.

ATTACHMENTS:

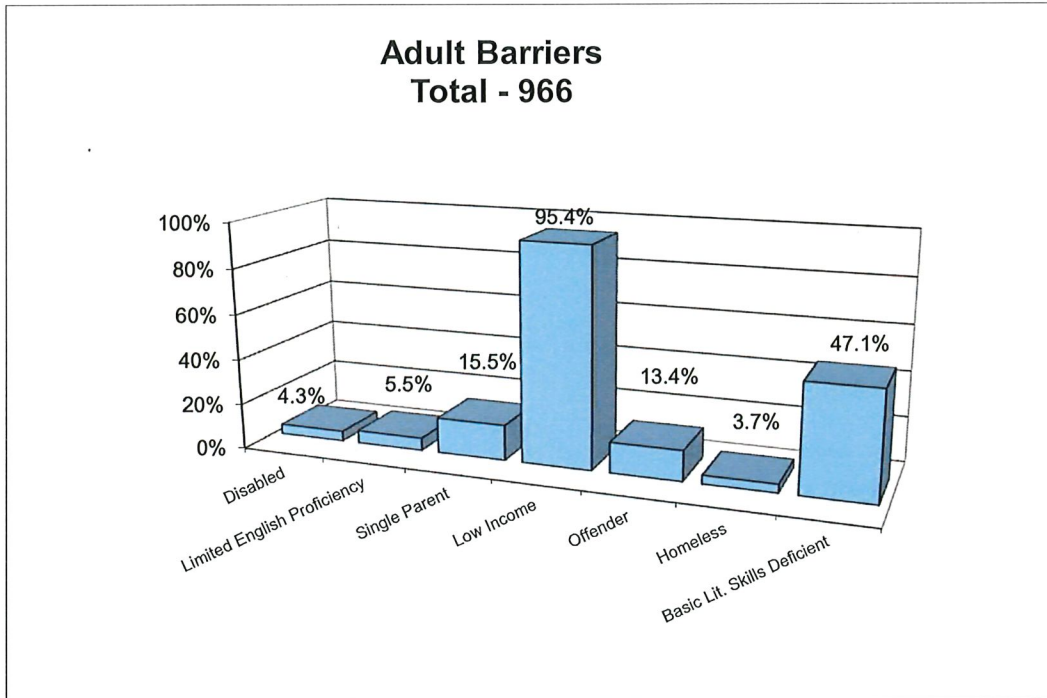
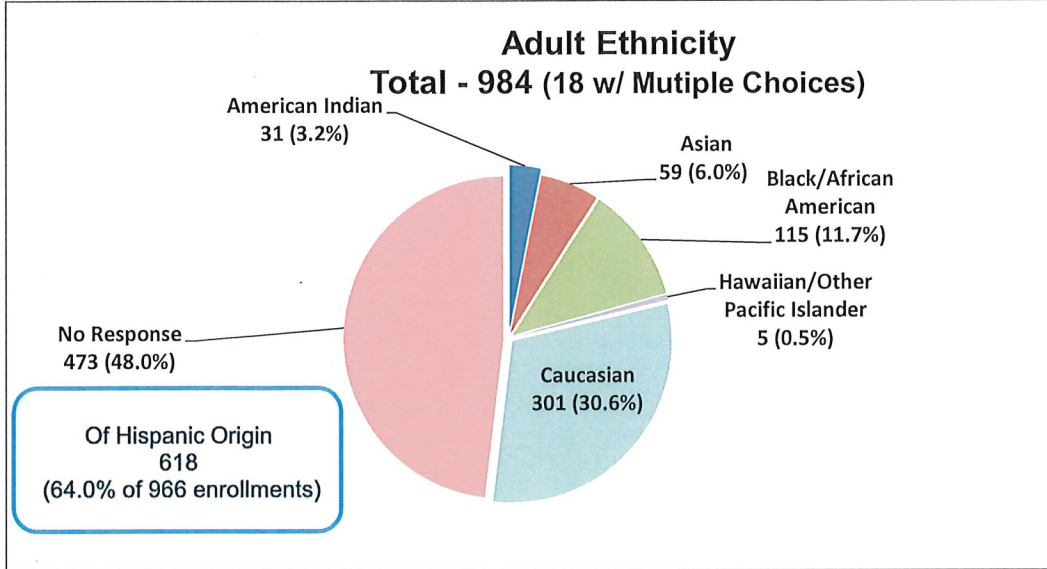
ATTACHMENT I: Adult Demographics Fourth Quarter, Program Year 2023-2024
ATTACHMENT II: Dislocated Worker Demographics Fourth Quarter, Program Year 2023-2024
ATTACHMENT III: Adult Demographics First Quarter, Program Year 2024-2025
ATTACHMENT IV: Dislocated Worker Demographics First Quarter, Program Year 2024-2025



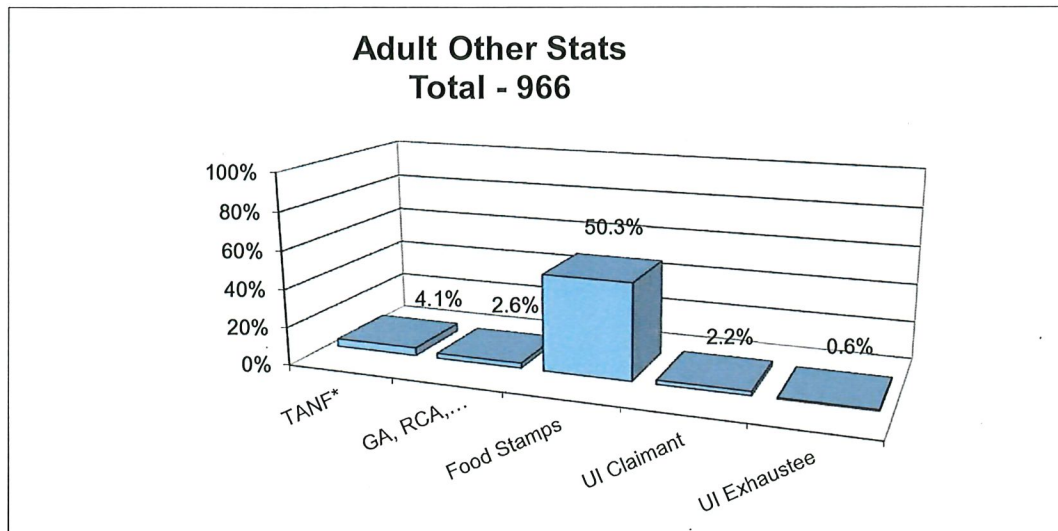
Adult Demographics Fourth Quarter, Program Year 2023-2024



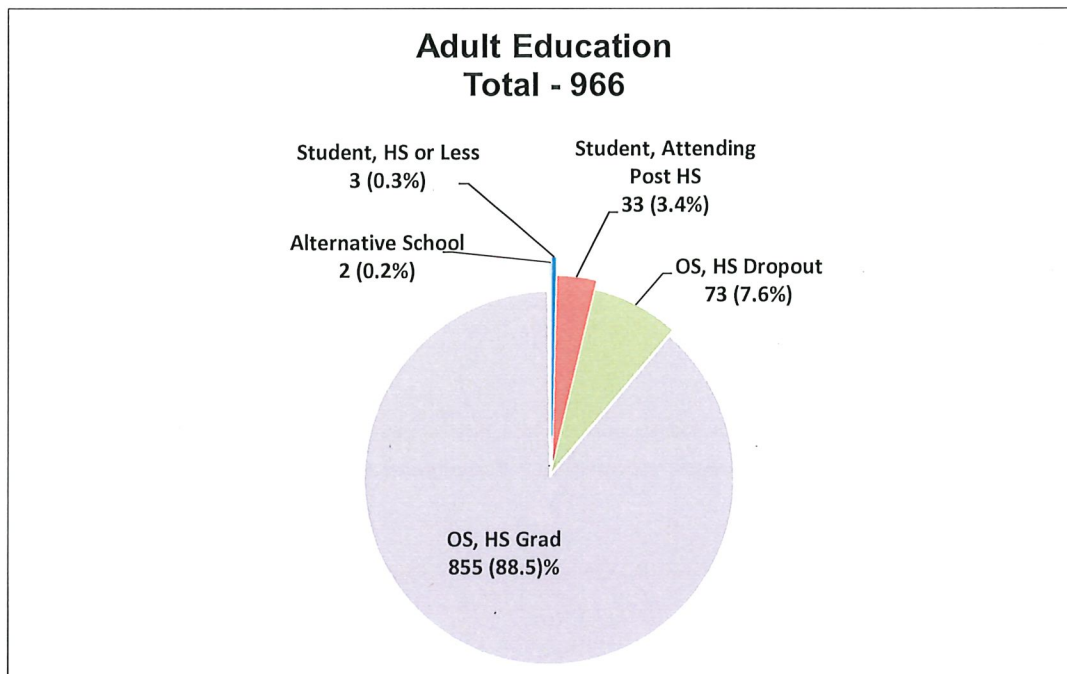
Adult Demographics Fourth Quarter, Program Year 2023-2024



Adult Demographics Fourth Quarter, Program Year 2023-2024

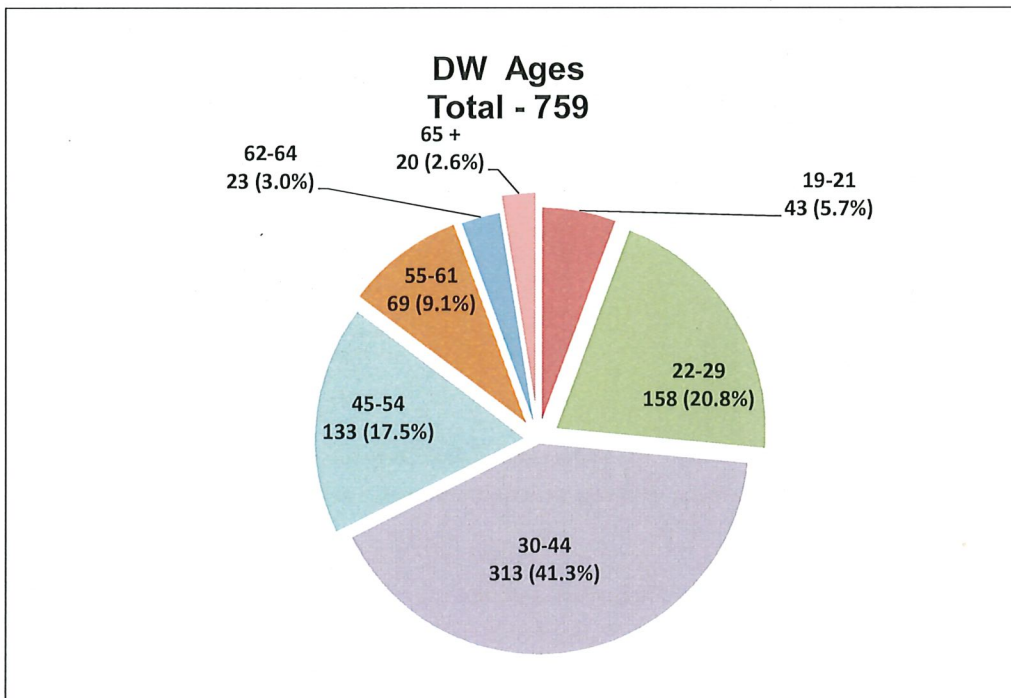
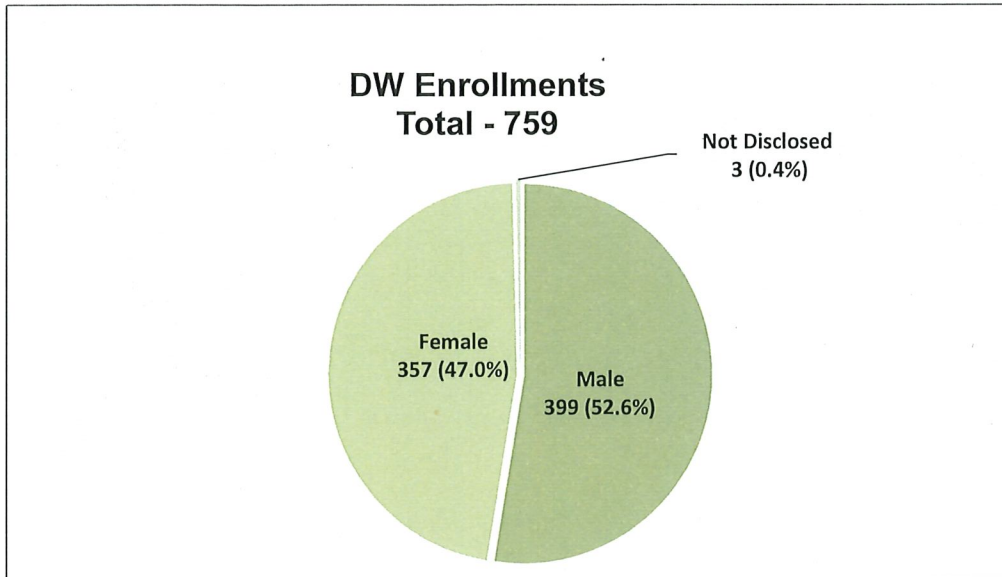


TANF - Temporary Assistance for Needy Families
 GA - General Assistance, RCA - Refugee Cash Assistance, SSI - Supplemental Security Income
 UI - Unemployment Insurance

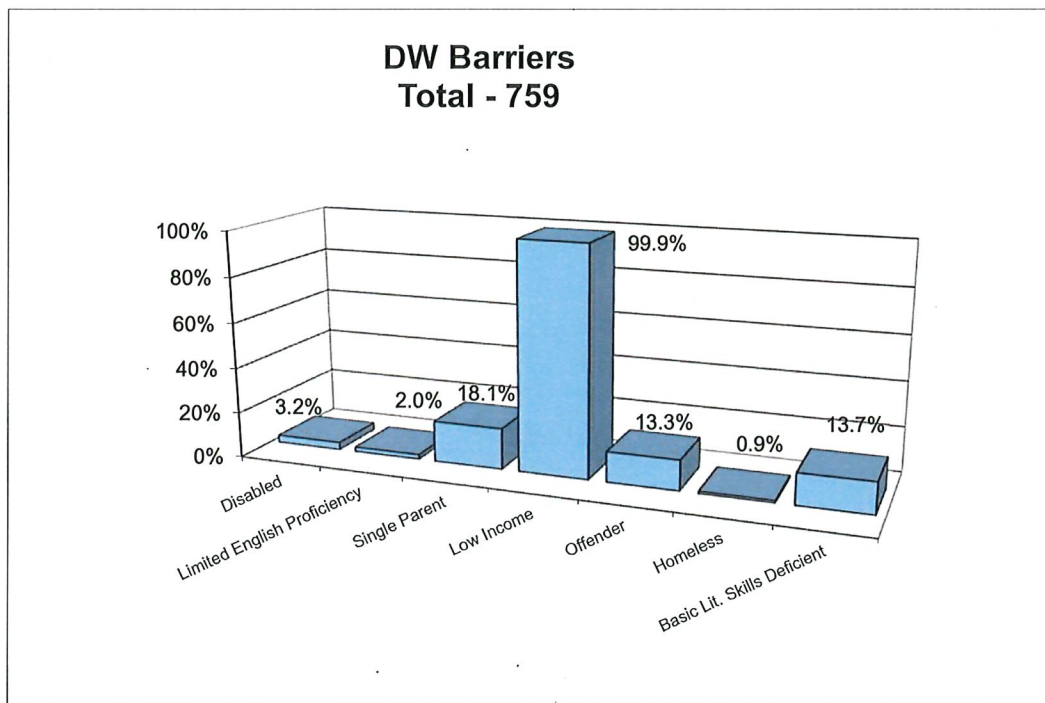
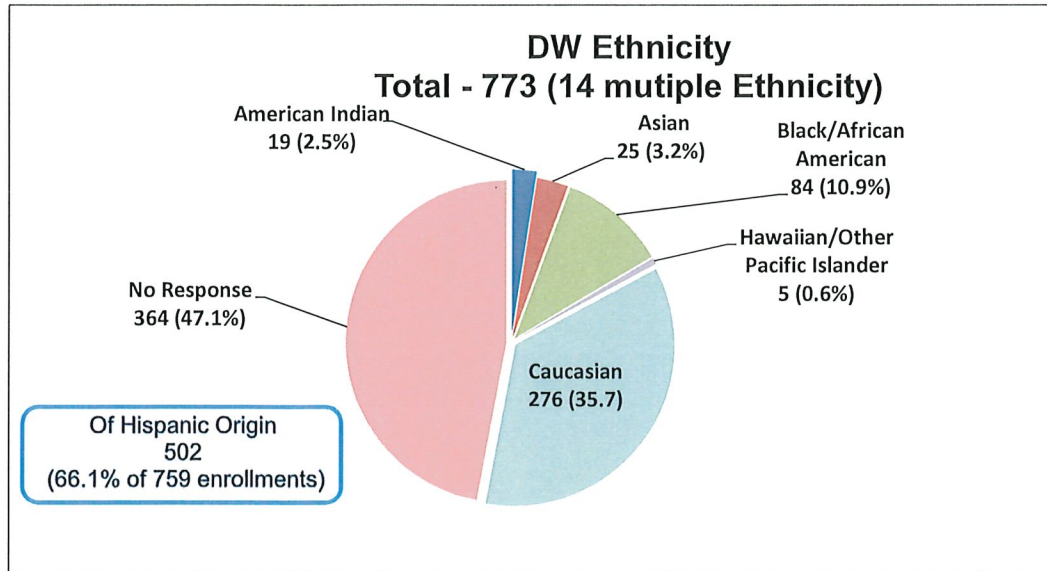




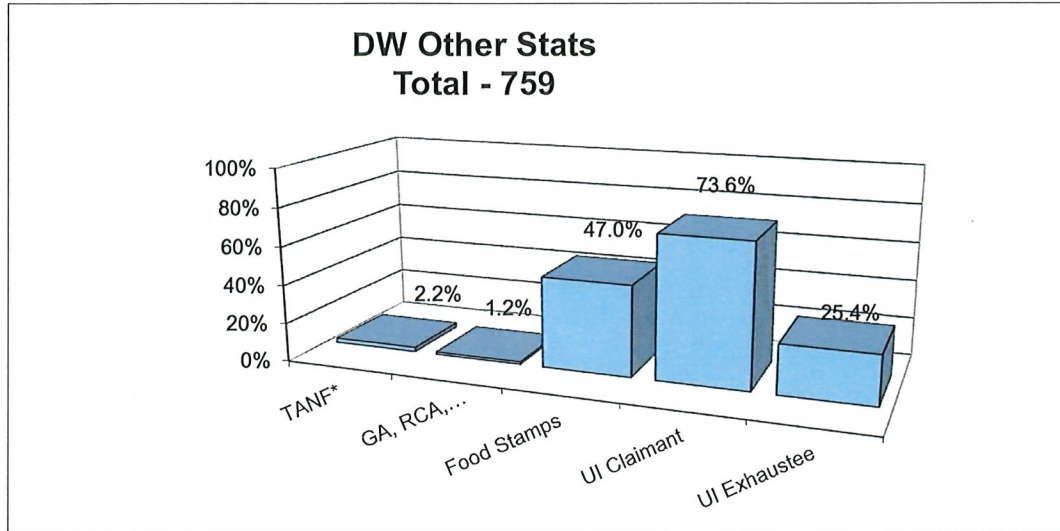
Dislocated Worker Demographics Fourth Quarter, Program Year 2023-2024



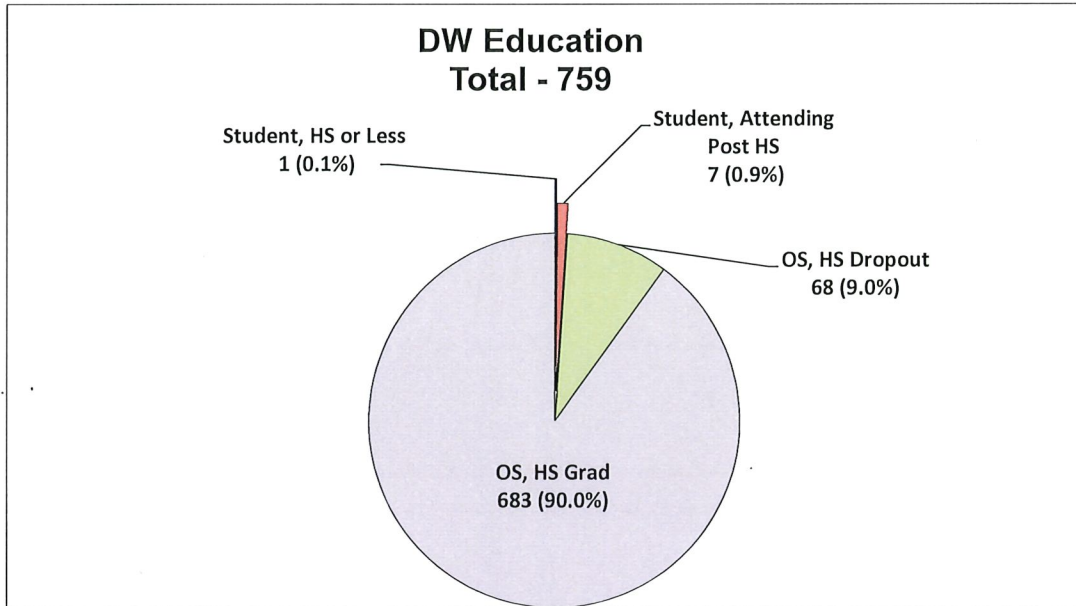
Dislocated Worker Demographics Fourth Quarter, Program Year 2023-2024



Dislocated Worker Demographics Fourth Quarter, Program Year 2023-2024

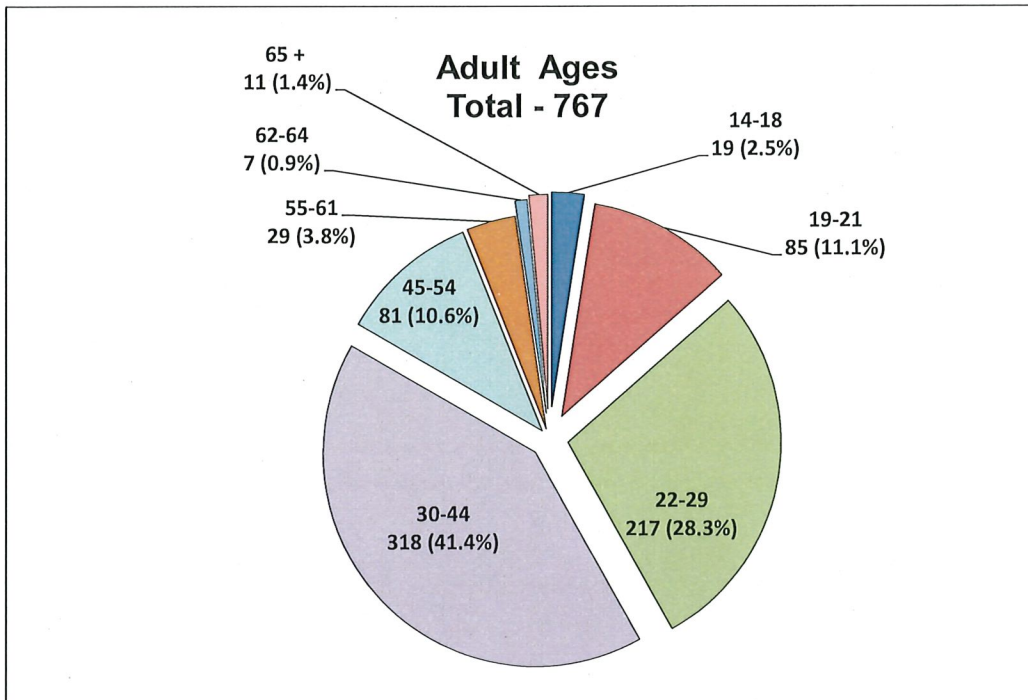
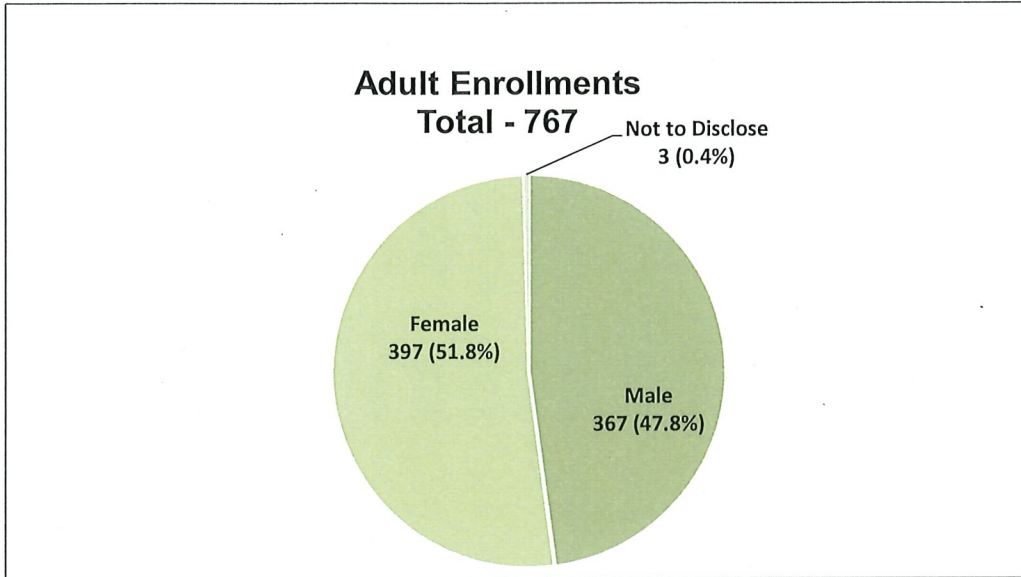


TANF - Temporary Assistance for Needy Families
 GA - General Assistance, RCA - Refugee Cash Assistance, SSI - Supplemental Security Income
 UI - Unemployment Insurance



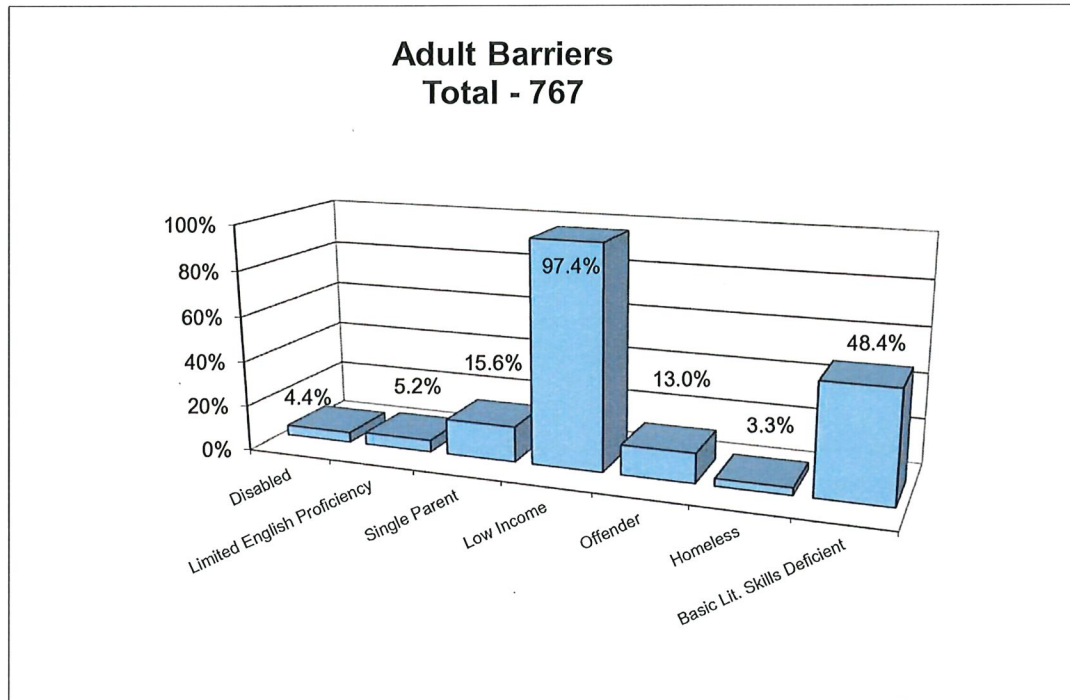
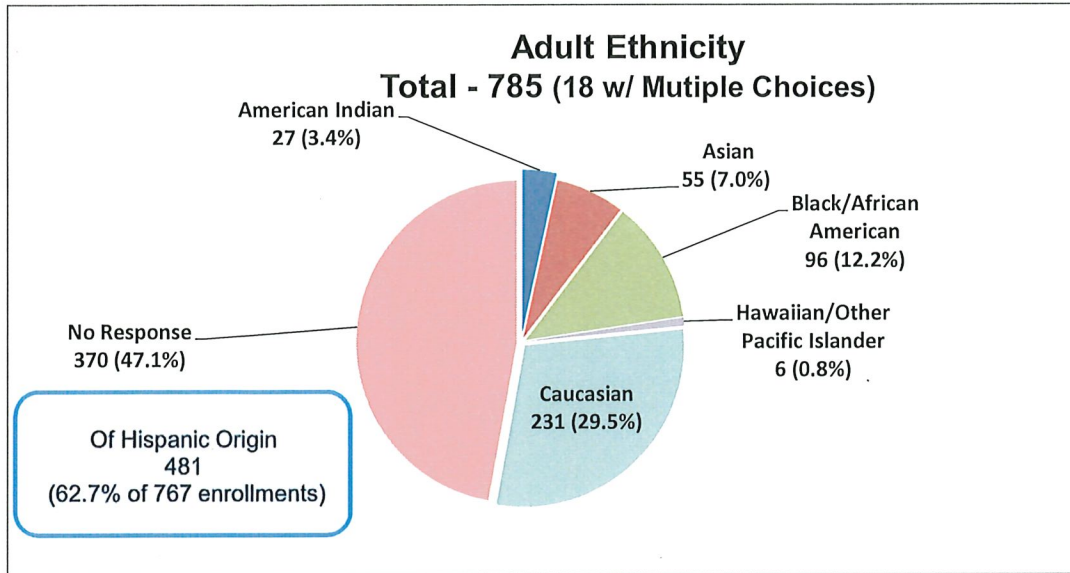


Adult Demographics First Quarter, Program Year 2024-2025

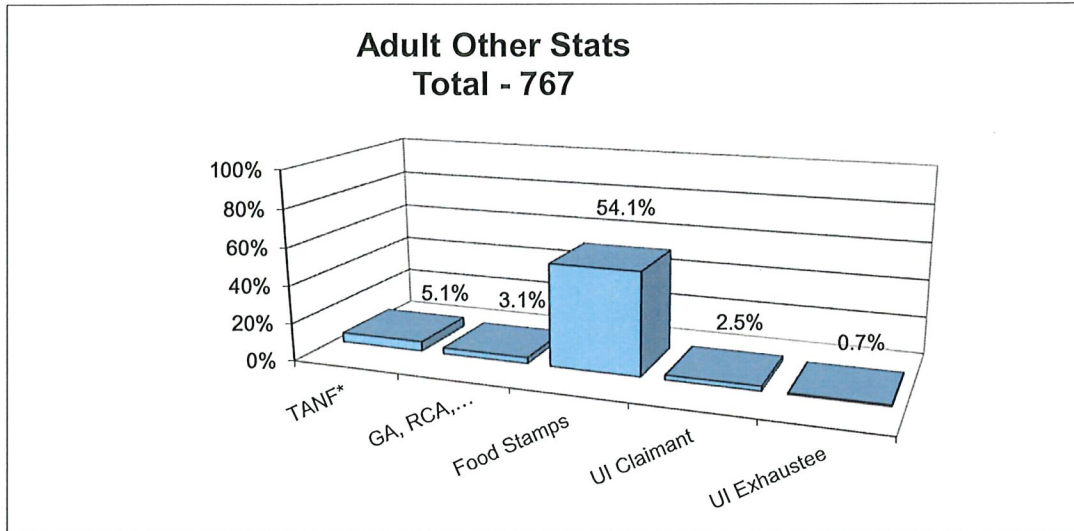


Adult Demographics

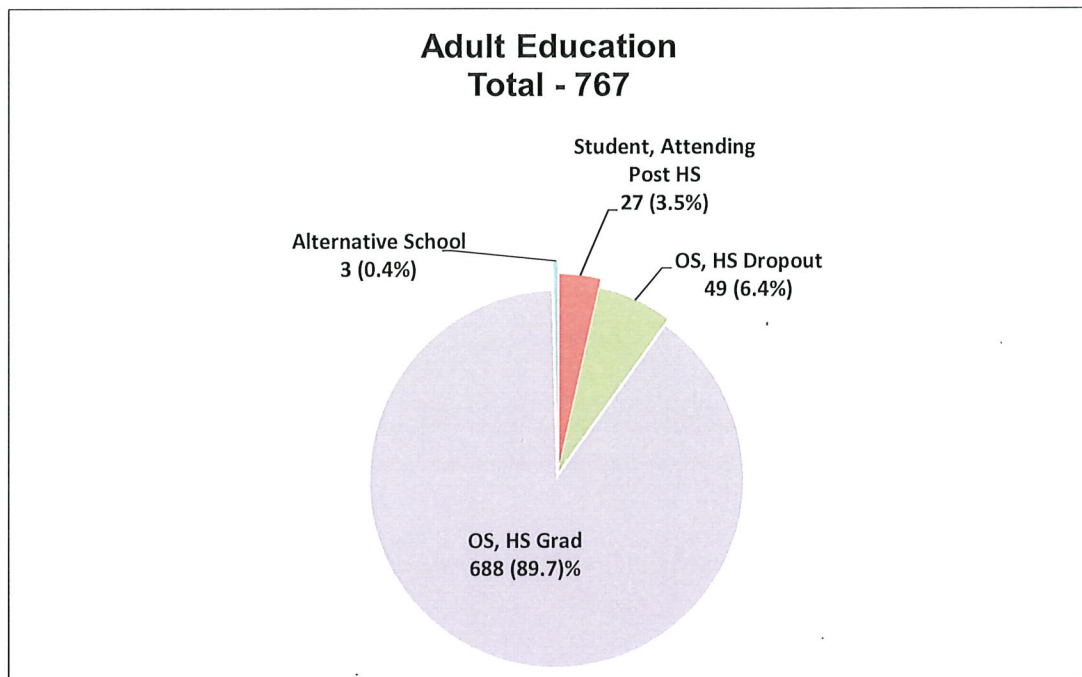
First Quarter, Program Year 2024-2025



Adult Demographics First Quarter, Program Year 2024-2025

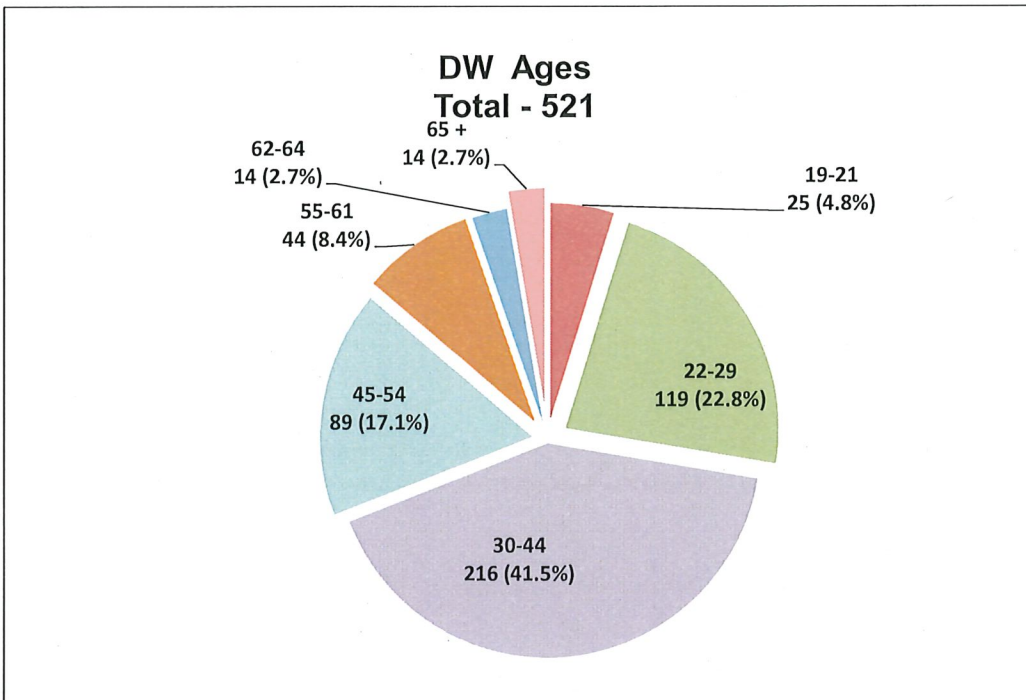
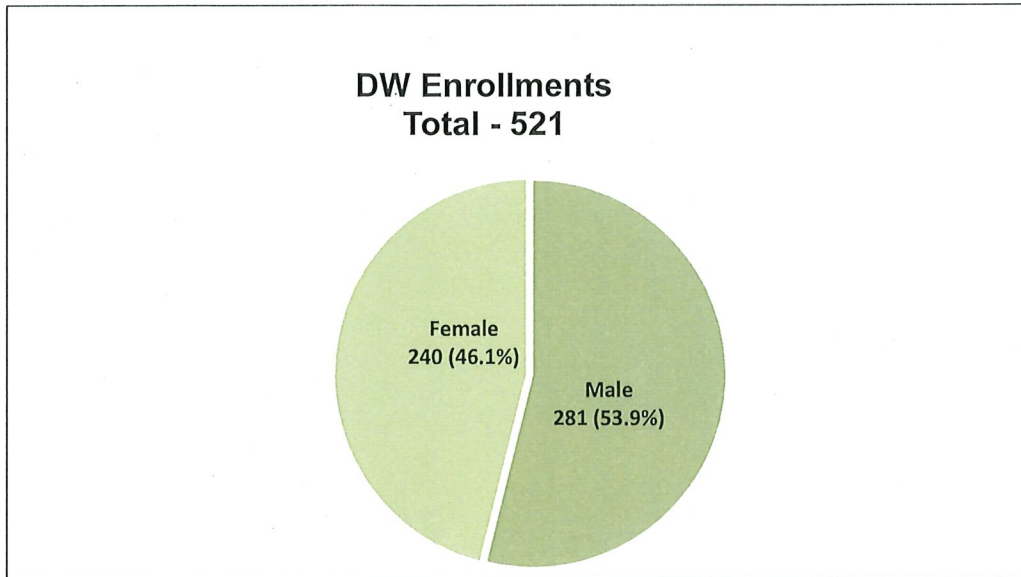


TANF - Temporary Assistance for Needy Families
 GA - General Assistance, RCA - Refugee Cash Assistance, SSI - Supplemental Security Income
 UI - Unemployment Insurance

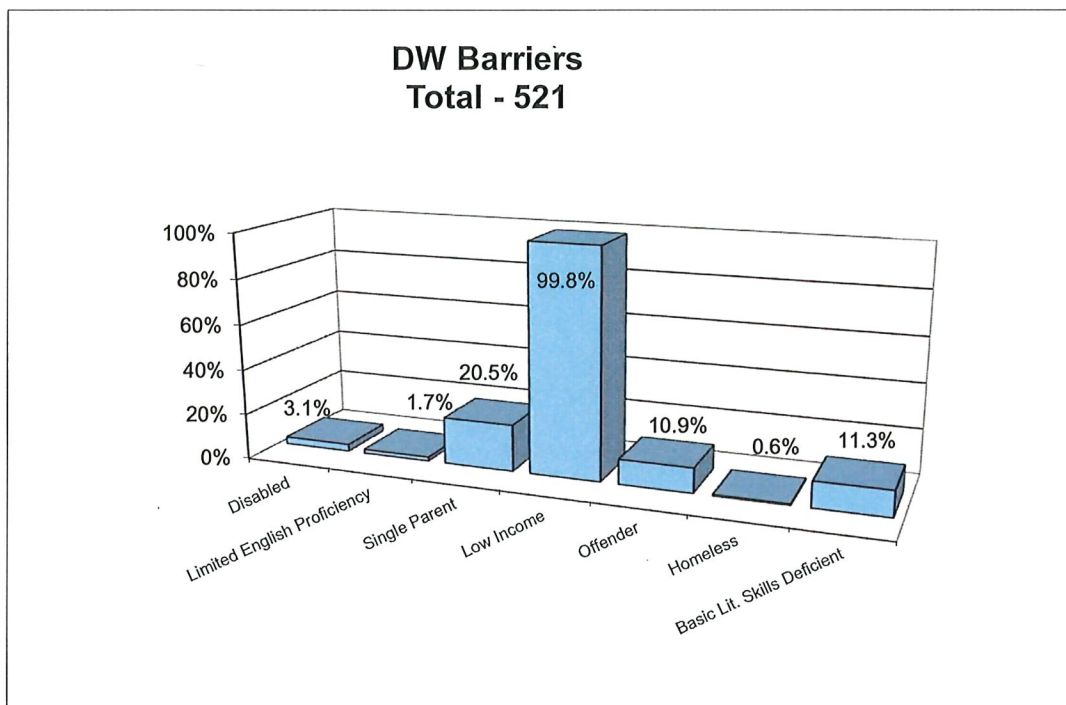
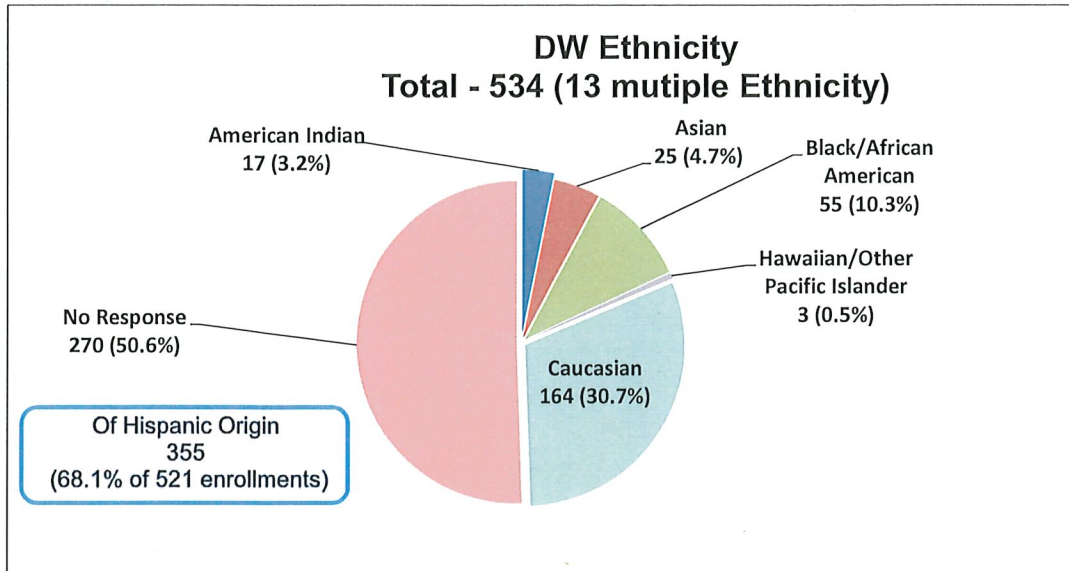




Dislocated Worker Demographics First Quarter, Program Year 2024-2025

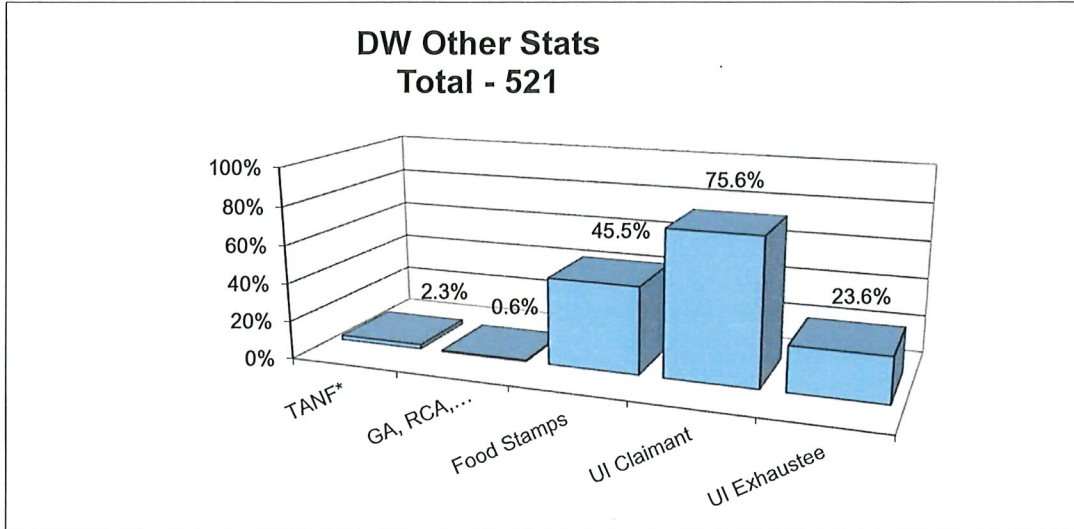


Dislocated Worker Demographics First Quarter, Program Year 2024-2025

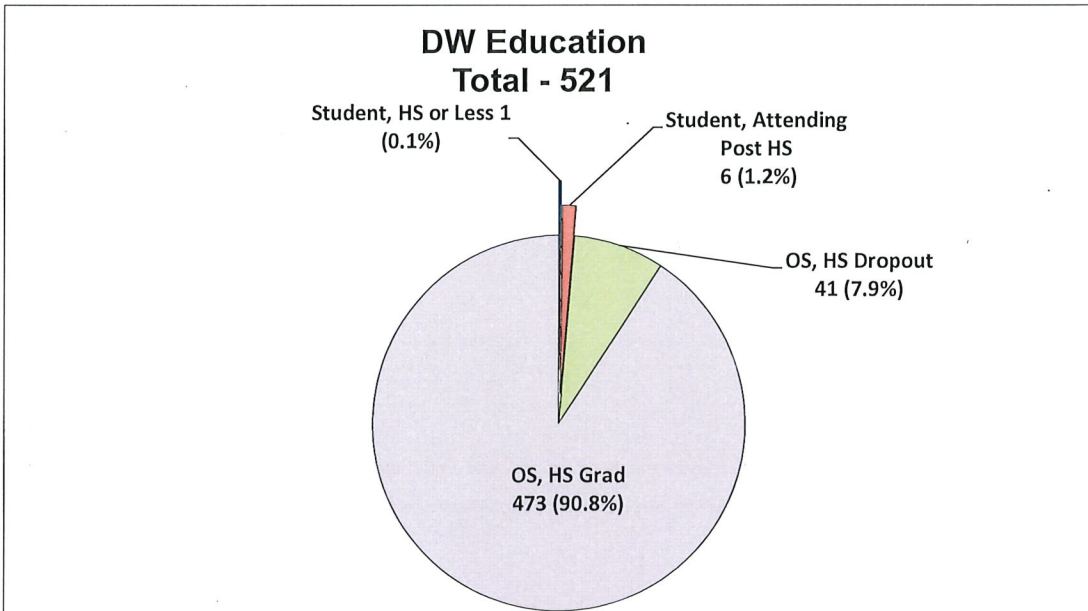


Dislocated Worker Demographics

First Quarter, Program Year 2024-2025



TANF - Temporary Assistance for Needy Families
 GA - General Assistance, RCA - Refugee Cash Assistance, SSI - Supplemental Security Income
 UI - Unemployment Insurance



FRESNO REGIONAL WORKFORCE DEVELOPMENT BOARD

AGENDA ITEM:	9
MEETING DATE:	October 24, 2024
ACTION:	INFORMATION

2125 Kern Street, Suite 208 • Fresno, CA 93721 • (559) 490-7100 • Fax (559) 490-7199 • www.fwdb.net

TO: Adult Council
FROM: Tim Giles, Deputy Director of Information Systems
SUBJECT: America's Job Centers of California Usage Report

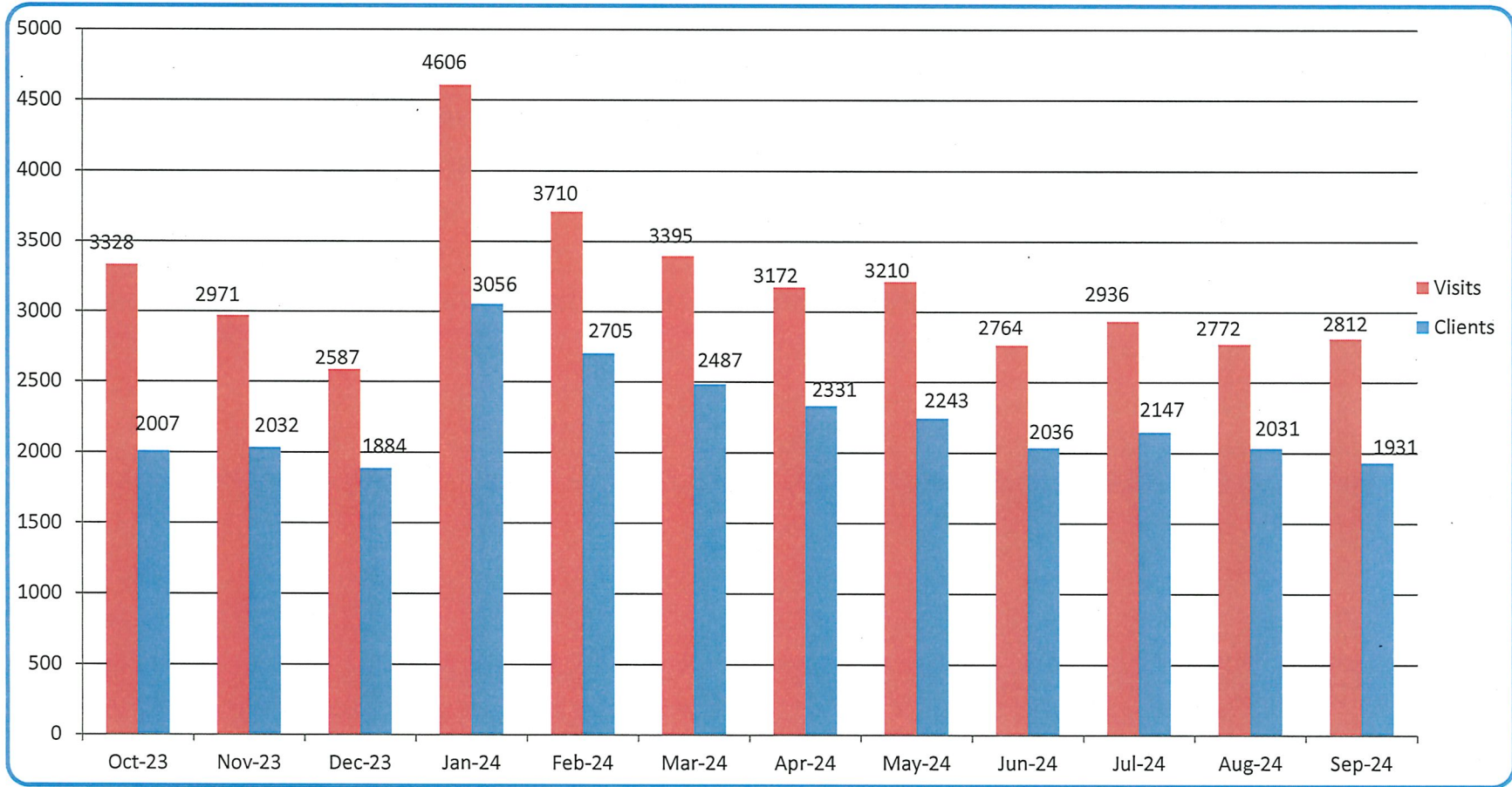
INFORMATION:

The Adult Council requested that Fresno Regional Workforce Development Board staff provide periodic reports of client usage at the America's Job Centers of California (AJCCs).

ATTACHMENT:

AJCC Clients and Visits Trend Report – September 2024

AJCC Clients and Visits Trend Report September 2024



Clients are unique clients receiving AJCC services in-person or online each period. Clients may be duplicated across periods.

Visits are clients visiting AJCCs. Can be multiple visits for each client per month.