



FRESNO REGIONAL WORKFORCE DEVELOPMENT BOARD

Youth Council
November 21, 2024 @ 4:00 p.m.

Workforce Connection
3170 W. Shaw Avenue
Room 105/106
Fresno, CA 93711

Mission Statement: To design, procure, and oversee Workforce Innovation and Opportunity Act youth services to ensure all available resources serve the needs of Fresno County youth.

PLEASE TURN OFF CELL PHONE OR PUT IT ON VIBRATE

ROLL CALL

AGENDA CHANGES: REMOVAL OF ITEMS OR EMERGENCY ADDITIONS

ABSTENTIONS/RECUSALS/DISCLOSURE OF POTENTIAL CONFLICTS OF INTEREST

COUNCIL CHAIR/STAFF COMMENTS

PUBLIC COMMENTS

Item	Description	Presenter	Enclosure	Action	Page #
1.	May 23, 2024, Youth Council Meeting Minutes	Konczal	Yes	Approve	5
2.	Youth Provider Spotlight – America Works	Varela	No	Information	--
3.	Youth Program Success Stories	M. Espinosa	Yes	Information	8
4.	Workforce Innovation and Opportunity Act Youth Carryover Funding Recommendations for Program Year 2024-2025	Stogbauer	Yes	Recommend to Approve	9
5.	Student Training and Employment Program Contract Awards	Xiong	Yes	Recommend to Approve	16

CONSENT ITEM

6. Recommend to Accept Consent Items (6A – 6D). *Items pulled from consent will be handled with the other regular items at the end of the agenda, including any information items that are pulled.*

6A.	Youth Workforce Experience Expenditure Report	Stogbauer	Yes	Recommend to Accept	17
6B.	Youth Satisfaction Report	Stogbauer	Yes	Recommend to Accept	18
6C.	Youth Providers of Services' Monitoring Report	Beierschmitt	Yes	Recommend to Accept	21
6D.	Local Performance Results Report	Xiong	Yes	Recommend to Accept	24

ACCOMMODATIONS FOR PERSONS WITH DISABILITIES

Disabled individuals and individuals who are limited English proficient who need special assistance to attend or participate in this meeting may request assistance by contacting the Fresno Regional Workforce Development Board, at 2125 Kern Street, Suite 208, Fresno, California, or by calling (559) 490-7100. Every effort will be made to reasonably accommodate individuals with disabilities or who are limited English proficient by making meeting materials available in alternative formats. Requests for assistance should be made at least three (3) working days in advance of the meeting.

NON-CONSENT ITEMS

7.	Program Year 2022-2023 Workforce Innovation and Opportunity Act Local Area Youth Program Performance Results	Stogbauer	Yes	Recommend to Accept	39
8.	Youth Demographics Report	Stogbauer	Yes	Information	40
9.	Agenda Items for February 20, 2025, Meeting	Konczal	No	Discussion	--
10.	Meeting Feedback	Konczal	No	Discussion	--

**FRESNO REGIONAL WORKFORCE DEVELOPMENT BOARD
2025 MEETING SCHEDULE**

	Executive Committee 3:00 p.m.	FAWIC Board 3:00 p.m.	Adult Council 4:00 p.m.	Skills Development Council 4:00 p.m.	Youth Council 4:00 p.m.	Workforce Development Board 4:00 p.m.
JAN	1/15	1/15	1/23			
FEB				2/05	2/20	
MAR						3/05
APR	4/16	4/16				
MAY			5/22	5/07	5/15	
JUN						6/04
JUL	7/16	7/16	7/24			
AUG				8/06	8/21	
SEP						9/03
OCT	10/15	10/15	10/23			
NOV				11/05	11/20	
DEC						12/03

The FAWIC Board meets immediately after the Executive Committee.

All meetings will be held at the America's Job Centers of California - 3170 West Shaw Avenue, Fresno, CA 93711

**Fresno Regional Workforce Development Board
Youth Council
Attendance Report 2024**

**Canceled Special Canceled
2/15/2024 5/23/2024 8/15/2024 11/21/2024**

Bonner SEIU 52	X	A	X	
Dodson Ca. Teaching Fellows Foundation	X	P	X	
Martindale Dept. of Social Services, Administration	X	P	X	
Metters PG&E	X	P	X	
Sotiropulos Hyatt Real Estate	X	P	X	
Tutunjian Fresno Economic Opportunities Commission	X	P	X	
Watson CART	X	P	X	

P = Present

A = Absent

X = Canceled

-- = Not a Member at Time of Meeting

FRESNO REGIONAL WORKFORCE DEVELOPMENT BOARD

AGENDA ITEM:	1
MEETING DATE:	November 21, 2024
ACTION:	APPROVE

2125 Kern Street, Suite 208 • Fresno, CA 93721 • (559) 490-7100 • Fax (559) 490-7199 • www.frwdb.net

TO: Youth Council
FROM: Blake Konczal, Executive Director
SUBJECT: May 23, 2024, Youth Council Meeting Minutes

RECOMMENDATION:

Approve the minutes of the May 23, 2024, Youth Council Meeting.

ATTACHMENT:

May 23, 2024, Youth Council Meeting Minutes



FRESNO REGIONAL WORKFORCE DEVELOPMENT BOARD

Youth Council
May 23, 2024

SPECIAL MEETING SUMMARY MINUTES

The meeting was called to order at 4:34 p.m.

ROLL CALL: PRESENT – Natalie Dodson, Katherine Martindale, Terry Metters, Jr., Vasili Sotiropoulos, Michelle Tutunjian, and Rick Watson

ABSENT – Alysia Bonner

AGENDA CHANGES: None

ABSTENTIONS/RECUSALS/
DISCLOSURES OF
POTENTIAL CONFLICTS OF
INTEREST: None

COUNCIL CHAIR/STAFF
COMMENTS: None

PUBLIC COMMENTS: None

Item	Description/Action Taken
1.	<p><u>May 18, 2023, Youth Council Meeting Minutes</u></p> <p>Blake Konczal, Executive Director, Fresno Regional Workforce Development Board (FRWDB), presented the May 18, 2023, meeting minutes for the Youth Council's (Council's) approval, or correction and approval.</p> <p>MARTINDALE/WATSON – APPROVED THE MAY 18, 2023, YOUTH COUNCIL MEETING MINUTES. (UNANIMOUS)</p>
2.	<p><u>November 16, 2023, Youth Council Meeting Minutes</u></p> <p>Mr. Konczal presented the November 16, 2023, meeting minutes for the Council's approval, or correction and approval.</p> <p>MARTINDALE/DODSON – APPROVED THE NOVEMBER 16, 2023, YOUTH COUNCIL MEETING MINUTES. (UNANIMOUS)</p>

3. **Ratification of New Youth Council Members**

Mr. Konczal presented for recommendation to the FRWDB, the ratification of Director Shayn Anderson, Ms. Keda Buttles, Director Kurt Madden, and Ms. Michelle Engel-Silva to the Council.

MARTINDALE/WATSON – RECOMMENDED THAT THE FRWDB RATIFY NEW YOUTH COUNCIL MEMBERS. (UNANIMOUS)

4. **Workforce Innovation and Opportunity Act Youth Funding Recommendations for Program Year 2024-2025**

Mr. Konczal presented for the Council's recommendation for FRWDB approval, the Program Year (PY) 2024-2025 Workforce Innovation and Opportunity Act (WIOA) Youth Funding recommendations.

FRWDB staff received estimated allocations from the State of California Employment Development Department (EDD). The estimated funding allocation received from EDD was \$6,680,223.

Mr. Konczal explained that the recommendation included that the Council maintain a three percent (3%) carryover and that this was essential because clients cross over fiscal years. He also explained that the Council is mandated to allocate 20% of the youth funding toward Work Experience Training. Mr. Konczal shared that the recommendation included an increase in the allocations to the Facilities Site budget, the Marketing budget, the Work Experience Pool and the Work Experience Reserve, and a decrease in the allocations for One-Time Costs and FRWDB Admin and Program Support. There were no changes to the Contractors or Participant Pools. The decrease in allocations for One-Time Costs was due to the purchase of furniture.

Council Member Tutunjian asked if the current providers' spending was on track for their full allocation for the PY 2023-2024. Phyllis Stogbauer, Senior Deputy Director, FRWDB, replied that they were.

Council Member Dodson asked if there would be any revisions by the Governor that would be of concern for the budget. Mr. Konczal replied that while the Governor was allowed to take portions of WIOA funding, it would not affect the FRWDB's budget.

5. **Agenda Items for August 15, 2024, Meeting**

There were no items suggested for the August 15, 2024, Youth Council Meeting.

6. **Meeting Feedback**

None.

Meeting adjourned at 4:52 p.m.

FRESNO REGIONAL WORKFORCE DEVELOPMENT BOARD

AGENDA ITEM:	3
MEETING DATE:	November 21, 2024
ACTION:	INFORMATION

2125 Kern Street, Suite 208 • Fresno, CA 93721 • (559) 490-7100 • Fax (559) 490-7199 • www.frwdb.net

TO: Youth Council
FROM: Martha Espinosa, Deputy Director Marketing, Grants and Business Initiatives
SUBJECT: Youth Program Success Stories

INFORMATION:

Martha Espinosa, Deputy Director Marketing, Grants and Business Initiatives, Fresno Regional Workforce Development Board (FRWDB), will share the FRWDB's success stories for the Second Quarter 2024 Youth Business of Excellence Award winner, Northpoint Healthcare and Wellness Center, and the Second Quarter 2024 Youth Achievement Award winner, Daysi Lopez Canseco. A link to the Business of Excellence video will be provided to the Youth Council via email.

FRESNO REGIONAL WORKFORCE DEVELOPMENT BOARD

AGENDA ITEM:	4
MEETING DATE:	November 21, 2024
ACTION:	RECOMMEND TO APPROVE

2125 Kern Street, Suite 208 • Fresno, CA 93721 • (559) 490-7100 • Fax (559) 490-7199 • www.frwdb.net

TO: Youth Council
FROM: Phyllis Stogbauer, Senior Deputy Director
SUBJECT: Workforce Innovation and Opportunity Act Youth Carryover Funding Recommendations for Program Year 2024-2025

RECOMMENDATION:

Recommend that the Fresno Regional Workforce Development Board (FRWDB) approve the revised allocation of additional Workforce Innovation and Opportunity Act (WIOA) Youth funds for Program Year (PY) 2024-2025 in the amount of \$3,526, and the reconciled increase of carryover funds in the amount of \$236,518 as outlined below.

REASON FOR RECOMMENDATION:

The Employment Development Department (EDD), Workforce Services Division (WSD), released WIOA Formula Planning Estimate Allocations for PY 2024-2025, on May 15, 2024 (Attachment I). These allocations were based on the estimated allotment levels issued by the U.S. Department of Labor, Employment and Training Administration, to the states on February 12, 2024.

Then on June 6, 2024, the EDD WSD released the WIOA Formula Allocations for PY 2024-2025 (Attachment II), which increased the award by \$3,526, bringing the total allocation of Youth funds for PY 2024-2025 to \$6,683,749.

The fiscal closeout for PY 2023-2024 has been finalized. The WIOA Youth program has a reconciled total of \$1,863,668 of carryover funds, an increase of \$236,518 from the initial estimated carryover amount of \$1,627,150.

FRWDB staff recommends that the Youth Council approve the revised budget allocations as outlined in Column D of Attachment III. Approval of the revised PY 2024-2025 funding allocations will result in the following:

- Increase \$71 to maintain a 2% of total funding for Community Outreach/One-Stop Marketing Budget
- Increase \$106 to maintain a 3% of total funding carryover to following PY 2025-2026
- Increase current PY 2024-2025 Work Experience (WEX) pool by \$2,276 to meet the minimum 20% WEX allocation as mandated by the State of California
- Increase of \$237,592 due to reconciled prior PY WEX Reserve

FISCAL IMPACT:

Approval of this item will increase an additional \$3,526 of WIOA Youth funds and increase \$236,518 of carryover funds for PY 2024-2025. The net increase of \$240,044 will allocate a net increase of \$176 to operational costs and a net increase of \$239,868 to the current and prior PY WEX participant pool/reserve.

ATTACHMENTS:

ATTACHMENT I: EDD Information Notice WSIN 23-43, WIOA Formula Planning Estimate Allocations for PY 24-25

ATTACHMENT II: EDD Information Notice WSIN 23-50, WIOA Title I Formula Allocations for PY 24-25

ATTACHMENT III: WIOA Youth Revised Allocations for Program Year 2024-25

WIOA Formula Planning Estimate Allocations – PY 24-25

Workforce Services Information Notice

WSIN23-43

Issued: May 15, 2024

The Employment Development Department has released the Workforce Innovation and Opportunity Act (WIOA) Title I formula fund allocations for each Local Workforce Development Area (Local Area), for the Adult, Youth, and Dislocated Worker funding streams for Program Year (PY) 2024-25. These allocations are based on the estimated allotment levels issued by the U.S. Department of Labor, Employment and Training Administration to the states in [Training and Employment Notice 19-23 \(PDF\)](#), dated February 12, 2024. These allotment levels are provided as an estimate for planning purposes and will change based on the enacted PY 24 full-year appropriation expected in April 2024. The planning estimates in this notice provide Local Areas with a general idea of how their funding will change in PY 24, assuming there are no major increases or decreases enacted by Congress.

The WIOA prescribes a specific method to calculate sub-state hold harmless levels which ensure that each Local Area receives no less than 90 percent of their average percentage share from the two prior years. These hold harmless provisions were established to help minimize year-to-year volatility in funding levels and limit any Local Area's year-over funding increase to 100 percent of their prior year allocation. The Local Areas that receive more than 100 percent of their average percentage share from the previous two years will be proportionately reduced by the amount of total funding necessary to ensure that all Local Areas receive at least 90 percent of their average percentage share from the two prior years.

The allotment to California and the amounts available for the formula allocation to its Local Areas are listed below. **Youth, Adult, and Dislocated Worker Activities Program Estimate Allotments (attachment 1)** reflects the total amount Local Areas will receive for each of the funding streams for PY 24-25. **WIOA Planning Estimate Funding SFY 24-25 (attachment 2)** provides a breakdown of how each of the three funding streams is allocated.

PY 24-25	Total Federal Allotment	Amount Available for Formula Allocation
Youth Program	\$145,963,305	\$124,068,810
Adult Program	\$141,099,237	\$119,934,352
Dislocated Worker Program	\$158,442,243	\$95,065,347
Total	\$445,504,785	\$339,068,509

If you have any questions, please contact the Financial Management Unit at WSBFinancialManagementUnit@edd.ca.gov.

/s/ KIMBERLEE MEYER, Chief
Central Office Workforce Services Division

Attachments

- [1. Youth, Adult, and Dislocated Worker Activities Program Estimate Allotments \(PDF\)](#)
- [2. WIOA Planning Estimate Funding SFY 24-25 \(PDF\)](#)

Workforce Innovation and Opportunity Act
Youth, Adult, and Dislocated Worker Activities Estimated Allocations Program Year 2024 - 2025

Display Name	Round 1			Round 2		Grand Total
	Youth	Adult	Dislocated Worker	Adult	Dislocated Worker	
Alameda	\$1,652,944	\$239,548	\$318,456	\$1,357,439	\$1,804,584	\$5,372,971
Anaheim City	\$762,669	\$112,229	\$103,239	\$635,965	\$585,019	\$2,199,121
Contra Costa	\$1,755,483	\$252,222	\$297,706	\$1,429,257	\$1,686,998	\$5,421,666
Foothill	\$616,067	\$99,049	\$77,971	\$561,276	\$441,833	\$1,796,196
Fresno	\$6,680,223	\$948,390	\$618,002	\$5,374,212	\$3,502,011	\$17,122,838
Golden Sierra	\$751,041	\$113,839	\$154,307	\$645,090	\$874,405	\$2,538,682
Humboldt	\$442,405	\$56,673	\$41,561	\$321,145	\$235,510	\$1,097,294
Imperial	\$3,168,710	\$464,844	\$286,452	\$2,634,115	\$1,623,228	\$8,177,349
Kern, Inyo, and Mono	\$6,565,418	\$968,068	\$598,014	\$5,485,716	\$3,388,744	\$17,005,960
Kings	\$936,897	\$147,775	\$89,502	\$837,392	\$507,179	\$2,518,745
Los Angeles City	\$16,296,257	\$2,405,929	\$1,512,038	\$13,633,594	\$8,568,233	\$42,416,051
Los Angeles County	\$13,505,406	\$1,943,626	\$1,264,836	\$11,013,880	\$7,167,416	\$34,895,164
Madera	\$900,263	\$135,121	\$84,476	\$765,687	\$478,695	\$2,364,242
Merced	\$2,217,968	\$312,012	\$198,337	\$1,768,068	\$1,123,907	\$5,620,292
Monterey	\$2,513,644	\$368,424	\$310,438	\$2,087,734	\$1,759,149	\$7,039,389
Mother Lode	\$346,219	\$63,019	\$48,848	\$357,110	\$276,806	\$1,092,002
Workforce Alliance of the North Bay	\$969,172	\$152,983	\$150,571	\$866,902	\$853,236	\$2,992,864
NoRTEC	\$2,564,197	\$377,872	\$252,807	\$2,141,274	\$1,432,575	\$6,768,725
North Central Counties Consortium	\$1,438,438	\$215,541	\$149,429	\$1,221,402	\$846,764	\$3,871,574
NOVA	\$1,266,407	\$192,442	\$293,757	\$1,090,505	\$1,664,621	\$4,507,732
Oakland City	\$1,094,018	\$171,381	\$151,563	\$971,158	\$858,858	\$3,246,978
Orange	\$3,609,881	\$515,702	\$650,037	\$2,922,310	\$3,683,544	\$11,381,474
Pacific Gateway	\$1,859,804	\$266,071	\$176,111	\$1,507,737	\$997,965	\$4,807,688
Richmond City	\$301,305	\$47,101	\$40,527	\$266,906	\$229,654	\$885,493
Riverside	\$7,272,365	\$1,046,163	\$893,964	\$5,928,259	\$5,065,799	\$20,206,550
Sacramento	\$3,973,873	\$605,507	\$524,827	\$3,431,207	\$2,974,022	\$11,509,436
San Benito	\$272,236	\$39,561	\$34,435	\$224,177	\$195,129	\$765,538
San Bernardino	\$6,521,420	\$933,106	\$758,720	\$5,287,603	\$4,299,413	\$17,800,262
San Diego	\$6,730,362	\$967,588	\$950,821	\$5,483,001	\$5,387,984	\$19,519,756
San Francisco	\$1,410,309	\$222,316	\$270,644	\$1,259,792	\$1,533,648	\$4,696,709
San Joaquin	\$3,476,008	\$513,426	\$360,479	\$2,909,412	\$2,042,716	\$9,302,041
San Jose - Silicon Valley	\$1,983,623	\$289,263	\$338,662	\$1,639,157	\$1,919,085	\$6,169,790
San Luis Obispo	\$758,025	\$77,773	\$63,547	\$440,713	\$360,100	\$1,700,158
Santa Ana City	\$770,162	\$111,524	\$82,010	\$631,971	\$464,722	\$2,060,389
Santa Barbara	\$1,439,175	\$148,020	\$140,144	\$838,780	\$794,148	\$3,360,267
Santa Cruz	\$1,340,782	\$157,503	\$136,217	\$892,518	\$771,894	\$3,298,914
SELACO	\$1,543,115	\$225,162	\$168,136	\$1,275,915	\$952,768	\$4,165,096
Solano	\$1,184,292	\$185,291	\$158,305	\$1,049,984	\$897,060	\$3,474,932
Sonoma	\$754,255	\$109,722	\$129,774	\$621,758	\$735,384	\$2,350,893
South Bay	\$1,919,157	\$292,044	\$232,221	\$1,654,917	\$1,315,916	\$5,414,255
Stanislaus	\$2,596,501	\$383,942	\$269,090	\$2,175,670	\$1,524,841	\$6,950,044
Tulare	\$4,454,660	\$643,813	\$387,235	\$3,648,276	\$2,194,335	\$11,328,319
Ventura	\$1,617,902	\$217,364	\$278,331	\$1,231,730	\$1,577,209	\$4,922,536
Verdugo	\$1,154,358	\$183,795	\$134,070	\$1,041,503	\$759,729	\$3,273,455
Yolo	\$681,394	\$67,409	\$79,184	\$381,982	\$448,710	\$1,658,679
Total	\$124,068,810.00	\$17,990,153.00	\$14,259,801.00	\$101,944,199.00	\$80,805,546.00	\$339,068,509.00

WIOA Title I Formula Allocations – PY 24-25

Workforce Services Information Notice

WSIN23-50

Issued: June 6, 2024

The *Workforce Innovation and Opportunity Act* (WIOA) Title I Adult, Youth and Dislocated Worker formula fund allocations for each Local Workforce Development Area (Local Area), for Program Year (PY) 2024-25 have been released. The allocations are based on the allotments issued to states by the U.S. Department of Labor [Training and Employment Guidance Letter 12-23](#), dated May 8, 2024.

The WIOA prescribes a specific method to calculate sub-state hold harmless levels for Dislocated Worker Program funds. As a result, there is an alignment in the WIOA hold harmless provisions across the Youth, Adult, and Dislocated Worker programs. The hold harmless provisions help mitigate year-to-year volatility in funding levels. Under the WIOA, hold harmless provisions ensure that each Local Area receives no less than 90 percent of their average percentage share from the two prior years. The Local Areas that receive more than 100 percent of their average percentage share from the previous two years will be proportionately reduced by the amount of total funding necessary to ensure that all Local Areas receive at least 90 percent of their average percentage share from the two prior years.

This notice is being issued for planning and budgeting purposes only. The state has not received the federal Notice of Award (NOA) for any of the funding streams. Once the NOA is received, Youth Allocations will be released to Local Areas immediately. Youth Allotments to the states will be issued in one sum with an effective date of April 1, 2024, under the grant code 301. The Adult and Dislocated Worker Allocations will be released as soon as we receive federal and state spending authority for these funds.

The Federal Allotment to California and the amounts available for the formula allocation to the Local Areas are listed below. Attachment 1 reflects the total amount Local Areas will receive for each of the funding streams. Additionally, Attachment 2 provides a breakdown of how each of the three funding streams are allocated.

PY 24-25 Federal Allotment and Formula Allocation

PY 24-25 Funding Stream	Federal Allotment	Formula Allocation
Youth Program	\$146,040,343	\$124,134,292
Adult Program	\$141,158,847	\$119,985,021
Dislocated Worker Program	\$158,507,519	\$95,104,512
Total	\$445,706,709	\$339,223,825

If you have any questions about allocations, please contact the Financial Management Unit at WSBFinancialManagementUnit@edd.ca.gov.

/s/ KIMBERLEE MEYER, Chief
Central Office Workforce Services Division

Attachments

- [1. WIOA Youth, Adult, and Dislocated Worker Allocations \(PDF\)](#)
- [2. WIOA Funding PY 24-25 \(PDF\)](#)

Workforce Innovation and Opportunity Act
Youth, Adult, and Dislocated Worker Allocations
Program Year 2024 - 2025

	Round 1	Round 1	Round 1	Round 2	Round 2	
Local Area	Youth	Adult	Dislocated Worker	Adult	Dislocated Worker	Grand Total
Alameda	\$1,653,816	\$314,087	\$457,846	\$1,283,575	\$1,666,068	\$5,375,392
Anaheim City	\$763,071	\$147,151	\$148,427	\$601,359	\$540,115	\$2,200,123
Contra Costa	\$1,756,410	\$330,704	\$428,013	\$1,351,485	\$1,557,508	\$5,424,120
Foothill	\$616,392	\$129,869	\$112,099	\$530,735	\$407,919	\$1,797,014
Fresno	\$6,683,749	\$1,243,496	\$888,505	\$5,081,778	\$3,233,205	\$17,130,733
Golden Sierra	\$751,437	\$149,262	\$221,848	\$609,988	\$807,288	\$2,539,823
Humboldt	\$442,639	\$74,307	\$59,752	\$303,670	\$217,432	\$1,097,800
Imperial	\$3,170,383	\$609,487	\$411,834	\$2,490,781	\$1,498,632	\$8,181,117
Kern, Inyo, and Mono	\$6,568,883	\$1,269,296	\$859,768	\$5,187,214	\$3,128,632	\$17,013,793
Kings	\$937,392	\$193,758	\$128,678	\$791,826	\$468,249	\$2,519,903
Los Angeles City	\$16,304,857	\$3,154,569	\$2,173,870	\$12,891,731	\$7,910,556	\$42,435,583
Los Angeles County	\$13,512,534	\$2,548,415	\$1,818,465	\$10,414,567	\$6,617,263	\$34,911,244
Madera	\$900,738	\$177,166	\$121,451	\$724,023	\$441,951	\$2,365,329
Merced	\$2,219,139	\$409,099	\$285,150	\$1,671,860	\$1,037,639	\$5,622,887
Monterey	\$2,514,971	\$483,064	\$446,319	\$1,974,131	\$1,624,121	\$7,042,606
Mother Lode	\$346,402	\$82,629	\$70,229	\$337,678	\$255,559	\$1,092,497
Workforce Alliance of the North Bay	\$969,683	\$200,585	\$216,477	\$819,730	\$787,743	\$2,994,218
NoRTEC	\$2,565,550	\$495,452	\$363,463	\$2,024,758	\$1,322,614	\$6,771,837
North Central Counties Consortium	\$1,439,197	\$282,610	\$214,835	\$1,154,940	\$781,769	\$3,873,351
NOVA	\$1,267,075	\$252,323	\$422,336	\$1,031,165	\$1,536,849	\$4,509,748
Oakland City	\$1,094,595	\$224,708	\$217,903	\$918,313	\$792,934	\$3,248,453
Orange	\$3,611,787	\$676,170	\$934,562	\$2,763,294	\$3,400,804	\$11,386,617
Pacific Gateway	\$1,860,786	\$348,863	\$253,197	\$1,425,695	\$921,364	\$4,809,905
Richmond City	\$301,464	\$61,757	\$58,266	\$252,382	\$212,027	\$885,896
Riverside	\$7,276,203	\$1,371,692	\$1,285,258	\$5,605,676	\$4,676,960	\$20,215,789
Sacramento	\$3,975,970	\$793,919	\$754,548	\$3,244,500	\$2,745,743	\$11,514,680
San Benito	\$272,379	\$51,870	\$49,507	\$211,978	\$180,151	\$765,885
San Bernardino	\$6,524,862	\$1,223,456	\$1,090,816	\$4,999,882	\$3,969,400	\$17,808,416
San Diego	\$6,733,915	\$1,268,668	\$1,367,001	\$5,184,647	\$4,974,416	\$19,528,647
San Francisco	\$1,411,053	\$291,493	\$389,106	\$1,191,242	\$1,415,929	\$4,698,823
San Joaquin	\$3,477,842	\$673,186	\$518,263	\$2,751,099	\$1,885,922	\$9,306,312
San Jose - Silicon Valley	\$1,984,670	\$379,271	\$486,896	\$1,549,963	\$1,771,780	\$6,172,580
San Luis Obispo	\$758,425	\$101,973	\$91,362	\$416,732	\$332,459	\$1,700,951
Santa Ana City	\$770,569	\$146,227	\$117,906	\$597,582	\$429,051	\$2,061,335
Santa Barbara	\$1,439,935	\$194,079	\$201,486	\$793,138	\$733,191	\$3,361,829
Santa Cruz	\$1,341,490	\$206,513	\$195,840	\$843,952	\$712,646	\$3,300,441
SELACO	\$1,543,929	\$295,224	\$241,730	\$1,206,487	\$879,636	\$4,167,006
Solano	\$1,184,917	\$242,947	\$227,596	\$992,850	\$828,204	\$3,476,514
Sonoma	\$754,653	\$143,864	\$186,576	\$587,925	\$678,937	\$2,351,955
South Bay	\$1,920,170	\$382,918	\$333,865	\$1,564,866	\$1,214,910	\$5,416,729
Stanislaus	\$2,597,872	\$503,411	\$386,872	\$2,057,282	\$1,407,798	\$6,953,235
Tulare	\$4,457,011	\$844,145	\$556,731	\$3,449,757	\$2,025,903	\$11,333,547
Ventura	\$1,618,756	\$285,000	\$400,158	\$1,164,707	\$1,456,147	\$4,924,768
Verdugo	\$1,154,967	\$240,985	\$192,753	\$984,830	\$701,414	\$3,274,949
Yolo	\$681,754	\$88,384	\$113,843	\$361,196	\$414,268	\$1,659,445
Total	\$124,134,292	\$23,588,052	\$20,501,406	\$96,396,969	\$74,603,106	\$339,223,825

	A	B	C	D	E	F
1	WIOA YOUTH					
2	REVISED ALLOCATIONS FOR PROGRAM YEAR 2024-25					
3						
4						
5						
6			APPROVED	REVISED		
7			6.5.24	9.30.24		
8			Youth	Youth		
9			Allocation	Allocation	Increase/	%
10			2024-25	2024-25	(Decrease)	Change
11						
12						
13	Actual/Estimated Carryover		1,627,150	1,863,668	236,518	14.54%
14	Award		6,680,223	6,683,749	3,526	0.05%
15	Total Available		8,307,373	8,547,417	240,044	2.89%
16						
17	Operational Costs					
18	AJCC Facility/Site Budgets		1,586,083	1,586,083	0	0.00%
19	Community Outreach/OS Marketing Budget	2%	133,604	133,675	71	0.05%
20	One Time Costs PY 23-24		0	0	0	0.00%
21	FRWDB Admin Support		625,708	625,708	0	0.00%
22	FRWDB Program Support		829,427	829,427	0	0.00%
23	Assessment Materials		55,494	55,494	0	0.00%
24	Carryover to Following Year (PY 25-26)	3%	200,407	200,512	106	0.05%
25	Total Operational Costs		3,430,723	3,430,899	176	0.01%
26						
27	Contractors & Participant Pools					
28	Equus - Incarcerated Youth		278,528	278,528	0	0.00%
29	Equus - Urban West		891,800	891,800	0	0.00%
30	Fresno EOC - Urban East		891,800	891,800	0	0.00%
31	Proteus - Rural East		441,982	441,982	0	0.00%
32	America Works - Rural West		433,160	433,160	0	0.00%
33	Current Plan Year Work Experience Pool		1,020,110	1,022,386	2,276	0.22%
34	Prior Plan Year Work Experience Reserve		543,581	781,173	237,592	43.71%
35	Vocational Training Pool		180,689	180,689	0	0.00%
36	Public Defenders Project		15,000	15,000	0	0.00%
37	Participant Workshops		45,000	45,000	0	0.00%
38	Soft Skills Training Pool		35,000	35,000	0	0.00%
39	Supportive Services		100,000	100,000	0	0.00%
40	Total Contractors & Participant Pools		4,876,650	5,116,518	239,868	4.92%
41						
42						
43	Total Allocations		8,307,373	8,547,417		
44			0	0		
45						
46			1,202,440	1,203,075		
47	Work Experience Training Percentage		20%	20%		
48						
49						
50	Note: Due to spreadsheet formula rounding calculations, total(s) may be \$1.00 off.					
51	Prepared By: C. Beierschmitt					

FRESNO REGIONAL WORKFORCE DEVELOPMENT BOARD

AGENDA ITEM:	5
MEETING DATE:	November 21, 2024
ACTION:	RECOMMEND TO APPROVE

2125 Kern Street, Suite 208 • Fresno, CA 93721 • (559) 490-7100 • Fax (559) 490-7199 • www.frwdb.net

TO: Youth Council

FROM: Ka Xiong, Program Manager

SUBJECT: Student Training and Employment Program Contract Awards

RECOMMENDATION:

Recommend that the Fresno Regional Workforce Development Board (FRWDB) approve \$745,001.80 in award allocations by the California Department of Rehabilitation (DOR) and Foundation for California Community Colleges' (Foundation) Student Training and Employment Program (STEP) grant program for the second (2nd) year funding period of January 1, 2025, to December 31, 2025, as outlined below.

REASON FOR RECOMMENDATION:

The FRWDB STEP program will foster strong partnerships with key stakeholders in the area who support students with disabilities (SWD) by strengthening an existing open line of referrals and streamlining access to services for these individuals. The program will provide work experience, job preparation training, job exploration and postsecondary enrollment counseling, and self-advocacy training for SWDs. Individuals enrolled in this program will have access to a robust support system that not only prepares them for the workforce but also empowers them to advocate for their needs and career aspirations. This approach ensures that SWDs receive the guidance and resources necessary to succeed in their chosen career paths.

FRWDB staff is recommending the approval of funding awards for the initial funding period as follows:

FRWDB Operational/Program Oversight	\$70,001.80
America Works of California	\$307,148.00
Facilities Cost Pool	\$26,400.00
Participant Work Experience Pool – Career Catalyst	\$331,452.00
Onboarding – Career Catalyst	\$10,000.00
Total	\$745,001.80

FISCAL IMPACT:

Approval of this item will allocate \$745,001.80 of DOR/Foundation funding for the period of January 1, 2025, through December 31, 2025.

FRESNO REGIONAL WORKFORCE DEVELOPMENT BOARD

AGENDA ITEM:	6A
MEETING DATE:	November 21, 2024
ACTION:	RECOMMEND TO ACCEPT

2125 Kern Street, Suite 208 • Fresno, CA 93721 • (559) 490-7100 • Fax (559) 490-7199 • www.frwdb.net

TO: Youth Council
FROM: Phyllis Stogbauer, Senior Deputy Director
SUBJECT: Youth Work Experience Expenditure Report

RECOMMENDATION:

Recommend that the Fresno Regional Workforce Development Board (FRWDB) accept the Workforce Innovation and Opportunity Act (WIOA) Youth Participant Work Experience Report for the period of July 1, 2022, through June 30, 2024.

REASON FOR RECOMMENDATION:

WIOA places a priority on providing youth with occupational learning opportunities through Work Experience, which includes paid work experience, pre-apprenticeship programs, job shadowing, and on-the-job training activities. Beginning July 1, 2015, local boards were required to begin implementing Work Experience requirements, which included a mandated minimum expenditure requirement of 20% of the total youth allocation.

The WIOA formula funding has a two (2) year life cycle, and local areas are mandated to fully expend the required Work Experience funding by June 30th of the last program year, e.g., Work Experience funds allocated in Program Year (PY) 2020 - 2021 were required to be fully expended by June 30, 2022.

The total work experience funds allocated in PY 2022 - 2024 was \$1,145,242 and were required to be fully expended by June 30, 2024.

The following provides an overview of the total Work Experience expenditure as of June 30, 2024

- In-School Youth- \$165,251
- Out-of-School Youth: \$646,221
- Leveraged Funds: \$333,770

Total expenditures for work experience was \$1,145,242, which met the 20% minimum expenditures mandated by WIOA for the 2-year allocation.

FRESNO REGIONAL WORKFORCE DEVELOPMENT BOARD

AGENDA ITEM:	6B
MEETING DATE:	November 21, 2024
ACTION:	RECOMMEND TO ACCEPT

2125 Kern Street, Suite 208 • Fresno, CA 93721 • (559) 490-7100 • Fax (559) 490-7199 • www.frwdb.net

TO: Youth Council
FROM: Phyllis Stogbauer, Senior Deputy Director
SUBJECT: Youth Satisfaction Report

RECOMMENDATION:

Recommend that the Fresno Regional Workforce Development Board (FRWDB) accept the Youth Program Satisfaction Report for the Fourth Quarter of Program Year (PY) 2023-2024 and First Quarter of PY 2024-2025.

REASON FOR RECOMMENDATION:

The FRWDB Joint Powers Agreement states, in part, that FRWDB staff shall fulfill administrative responsibilities as set forth in the Workforce Innovation and Opportunity Act (WIOA), including the administering of programs as described in the WIOA, as well as developing budgets plans. Additional administrative responsibilities shall include assessing the performance and evaluating the benefit, productivity, and impact of all programs funded under the WIOA, as amended or superseded, and submitting progress reports.

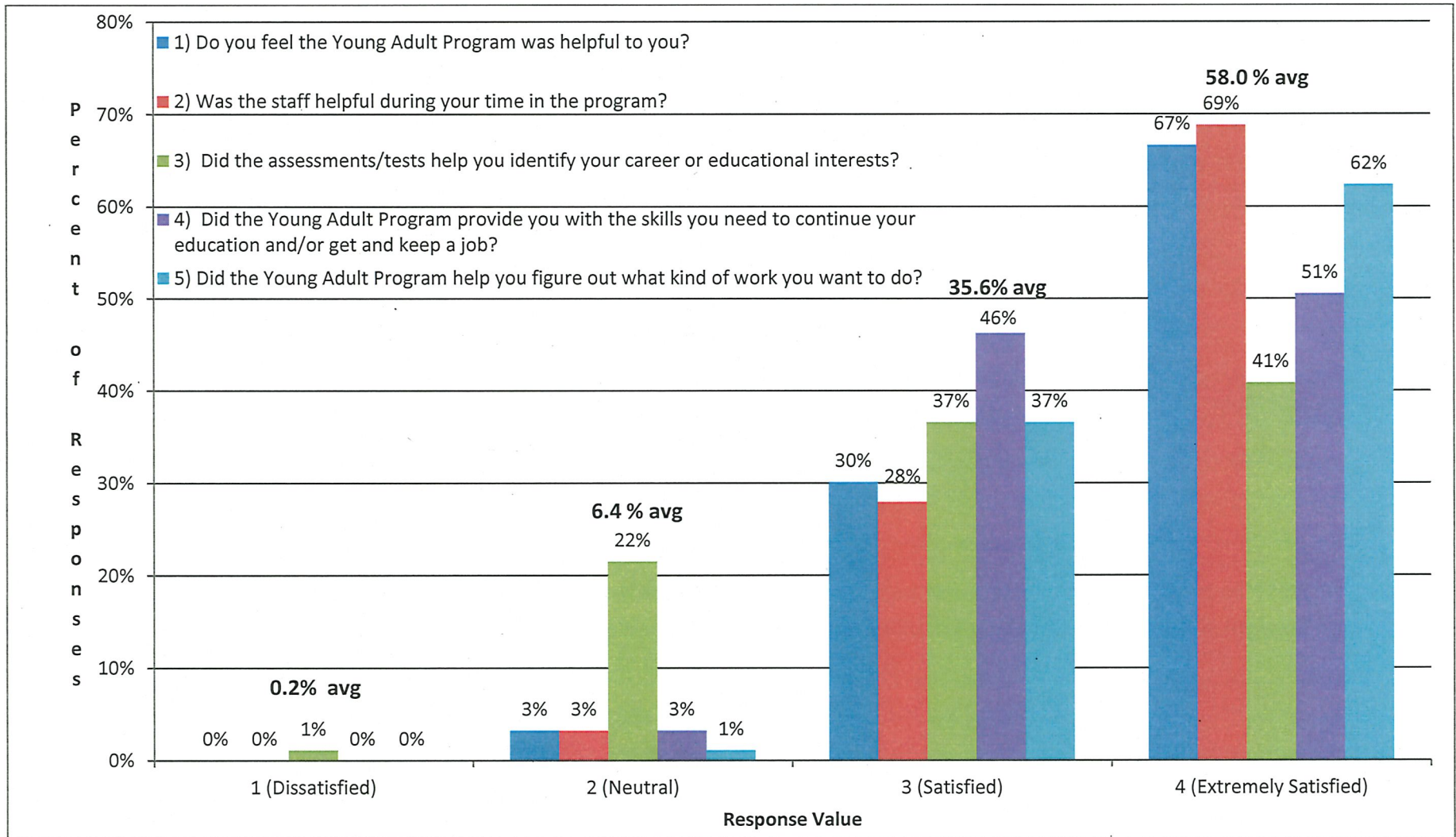
As part of this responsibility, FRWDB staff have implemented the Youth Program Satisfaction process and data collection system. The FRWDB's sub-contracted providers of services submit their data to staff monthly. The data is aggregated, analyzed and reviewed on a quarterly basis and reported to this Council.

FRWDB staff work with service providers to improve the processes used to increase the satisfaction level of youth participants. These improvements are based on data collected through satisfaction surveys, monitoring reviews, complaints, and monthly operations meetings between providers and FRWDB staff.

ATTACHMENTS:

- ATTACHMENT I: Fourth Quarter Young Adult Customer Satisfaction Report for Program Year 2023-2024
- ATTACHMENT II: First Quarter Young Adult Customer Satisfaction Report for Program Year 2024-2025

Fourth Quarter Young Adult Customer Satisfaction Report for Program Year 2023-2024

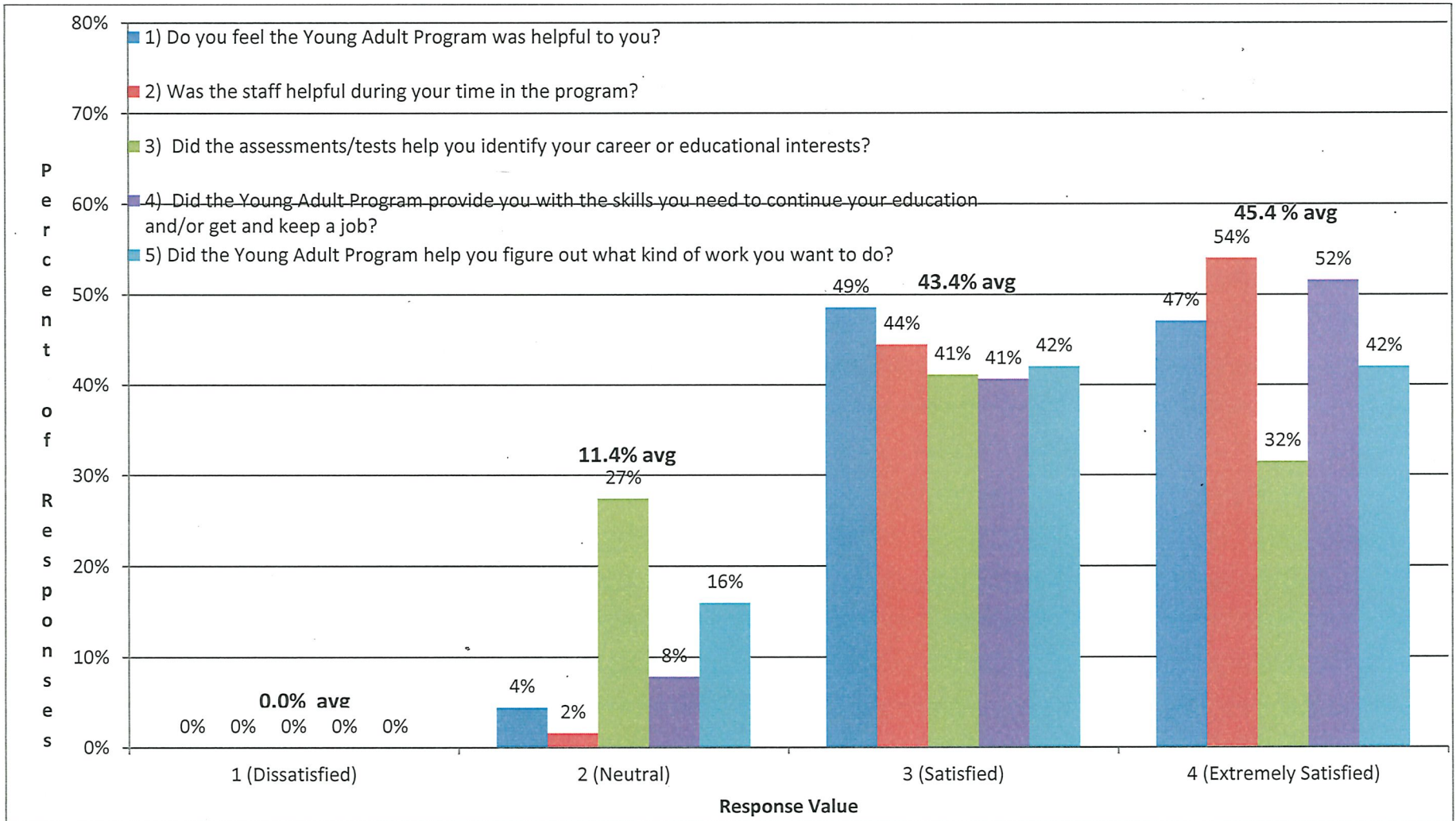


Surveys Received	94
Participants Closed	172
Survey Response Rate	54.7%

Participant Comments:

I felt overwhelmed with the tutorials. I was already having a tough time with school and didn't need more busy work. Eventually my Academic Career Advisor helped me through it and I got a job; Everything was good; My Academic Career Advisor and Business Account Specialist were extremely helpful. I appreciated them taking me to get scrubs for work experience; Please provide longer work experience hours; Make program shorter and faster; Wished the program wasn't so long.

First Quarter Young Adult Customer Satisfaction Report for Program Year 2024-2025



Surveys Received	76
Participants Closed	115
Survey Response Rate	66.1%

Participant Comments:

I would like to see more work experience hours and thank Miss Melissa for pushing me to get my high school diploma. The program provides participants with more goals to accomplish so they can start thinking about the future and planning out what they want to do. Very grateful to the workforce team members that helped him through his participation and felt fortunate to have his Academic Career Advisor to help him with activities that led him to employment.

FRESNO REGIONAL WORKFORCE DEVELOPMENT BOARD

AGENDA ITEM:	6C
MEETING DATE:	November 21, 2024
ACTION:	RECOMMEND TO ACCEPT

2125 Kern Street, Suite 208 • Fresno, CA 93721 • (559) 490-7100 • Fax (559) 490-7199 • www.frwdb.net

TO: Youth Council
FROM: Cheryl Beierschmitt, Deputy Director of Fiscal Services
SUBJECT: Youth Providers of Services' Monitoring Report

RECOMMENDATION:

Recommend that the Fresno Regional Workforce Development Board (FRWDB) accept the following Youth Providers of Services' Monitoring Report for the First Quarter of Program Year (PY) 2024-2025.

REASON FOR RECOMMENDATION:

FRWDB staff conducts monitoring of all contracts to ensure compliance with federal, state, and local regulations and policies specific to programmatic and fiscal systems under the authority of Workforce Innovation and Opportunity Act, Sections 183(a) and 184(a)(4).

The attached tables provide the status of the fiscal and program monitoring for the First Quarter of PY 2024-2025.

ATTACHMENT:

Youth Providers of Services' Monitoring Report – First Quarter, Program Year 2024-2025

**Youth Providers of Services' Monitoring Report
First Quarter, Program Year 2024-2025**

Fiscal Monitoring:

Fiscal monitoring of the following sub-recipients was **completed** during the first quarter of Program Year (PY) 2024-2025:

Sub-Recipient	Grant	Results
Fresno Economic Opportunities Commission PY 2023-2024, Initial Fiscal Review	Urban East Youth Services	Observations: 1) Timesheet signature issues 2) Staff time allocation issues 3) General ledger detail insufficient 4) Cost Allocation Plan issues
America Works of California, inc. PY 2023-2024, Initial Fiscal Review	Rural West Youth Services	Observations: 1) Timesheet signature issues 2) Staff time allocation issues 3) General ledger detail insufficient 4) Cost Allocation Plan issues

Fiscal monitoring of the following sub-recipients was **in process** at the end of the first quarter:

Sub-Recipient	Grant	Results
Fresno Economic Opportunities Commission PY 2023-2024, Fiscal Closeout	Urban East Youth Services	Review in process
Equus Workforce Solutions PY 2023-2024, Fiscal Closeout	One Fresno Youth Job Corps	Review in process
Equus Workforce Solutions PY 2023-2024, Fiscal Closeout	Urban West Youth Services	Review in process
Equus Workforce Solutions PY 2023-2024, Fiscal Closeout	Youth Offender Services	Review in process
Proteus, Inc. PY 2023-2024, Fiscal Closeout	Rural East Youth Services	Review in process

**Youth Providers of Services' Monitoring Report
First Quarter, Program Year 2024-2025**

Program Monitoring:

*Programmatic monitoring of the following sub-recipients was **completed** during the first quarter of Program Year (PY) 2024-2025:*

Sub-Recipient	Grant	Results
Fresno Economic Opportunities Commission PY 2023-2024	Urban East Youth Services	<p>Findings:</p> <ol style="list-style-type: none"> 1) Youth program flow issues 2) Youth service codes issues 3) Eligibility issues resulting in unbillable costs <ul style="list-style-type: none"> • PY 22-23 (eligibility issues) • PY 21-22 (eligibility issues) • \$20,761.59 was returned to FRWDB on 10/18/24 <p>All Findings remain open and under a corrective action plan</p>

*Programmatic monitoring of the following sub-recipients was **in process** at the end of the first quarter:*
NONE

FRESNO REGIONAL WORKFORCE DEVELOPMENT BOARD

AGENDA ITEM:	6D
MEETING DATE:	November 21, 2024
ACTION:	RECOMMEND TO ACCEPT

2125 Kern Street, Suite 208 • Fresno, CA 93721 • (559) 490-7100 • Fax (559) 490-7199 • www.frwdb.net

TO: Adult Council
FROM: Ka Xiong, Program Manager
SUBJECT: Local Performance Results Report

RECOMMENDATION:

Recommend that the Fresno Regional Workforce Development Board (FRWDB) accept the attached Youth Program Providers of Services Local Performance Results Reports for the Fourth Quarter of Program Year (PY) 2023-2024 and the First Quarter of PY 2024-2025.

REASON FOR RECOMMENDATION:

The FRWDB Joint Powers Agreement states, in part, that FRWDB staff shall fulfill administrative responsibilities as set forth in the Workforce Innovation and Opportunity Act (WIOA), including the administering of programs as described in the WIOA, as well as developing budgets and administrative plans. Additional administrative responsibilities shall include assessing the performance and evaluating the benefit, productivity, and impact of all programs funded under the WIOA, as amended or superseded, and submitting progress reports. FRWDB staff will submit both upon request, but not less often than every quarter.

The attached worksheets provide local performance results for each of the Youth Provider of Services for the Fourth Quarter of PY 2023-2024 and the First Quarter of PY 2024-2025.

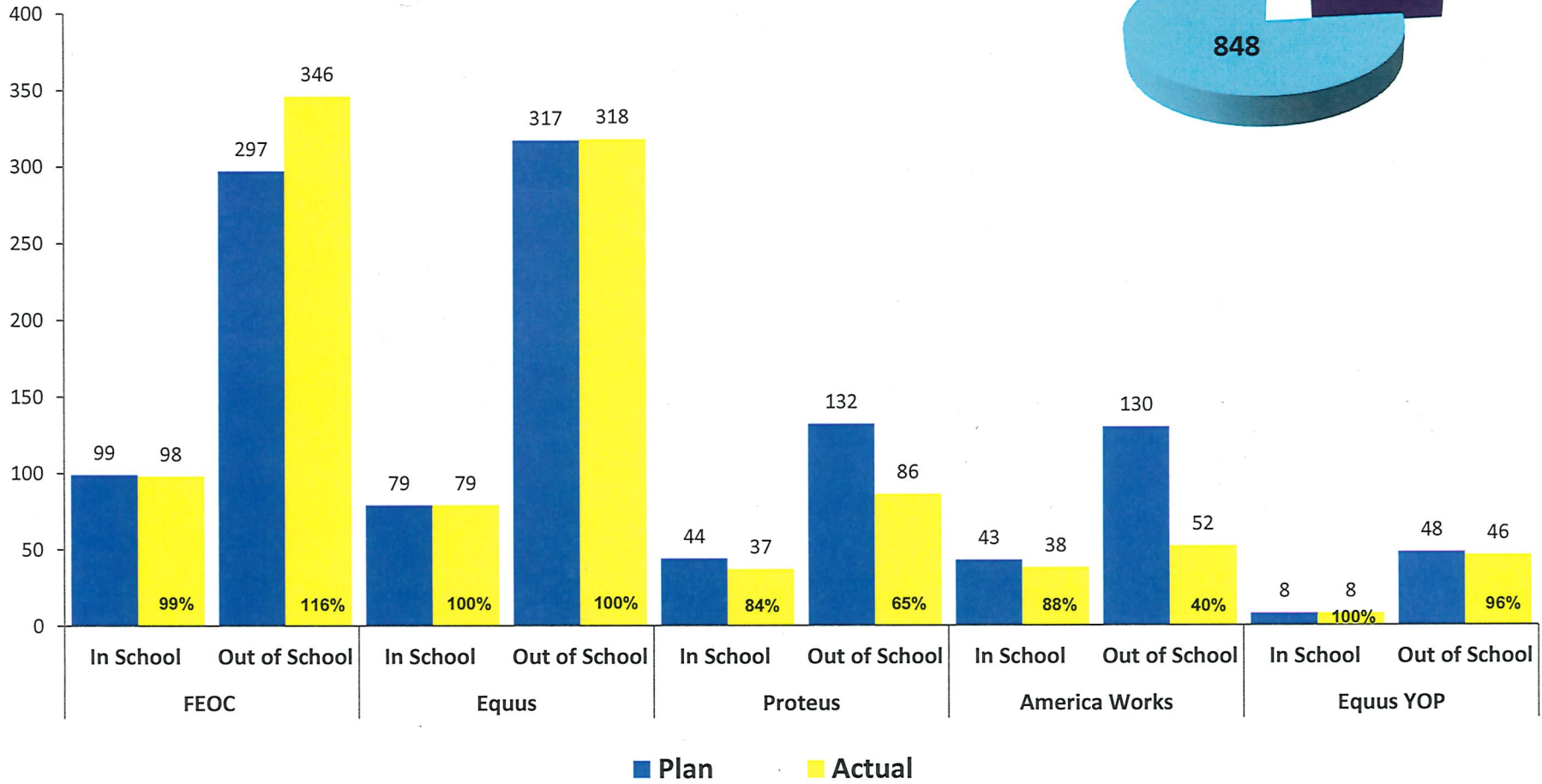
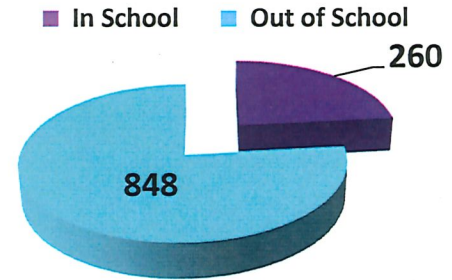
ATTACHMENTS:

- ATTACHMENT I: Youth Year-to-Date Local Performance Results - Fourth Quarter of Program Year 2023-2024
- ATTACHMENT II: Youth Year-to-Date Local Performance Results - First Quarter of Program Year 2024-2025

FEOC - Fresno Economic Opportunities Commission
 Equus - Equus Workforce Solutions
 Proteus - Proteus, Inc.
 America Works - America Works of California
 Equus YOP - Youth Offender Program

Youth Served

Total Served- 1108

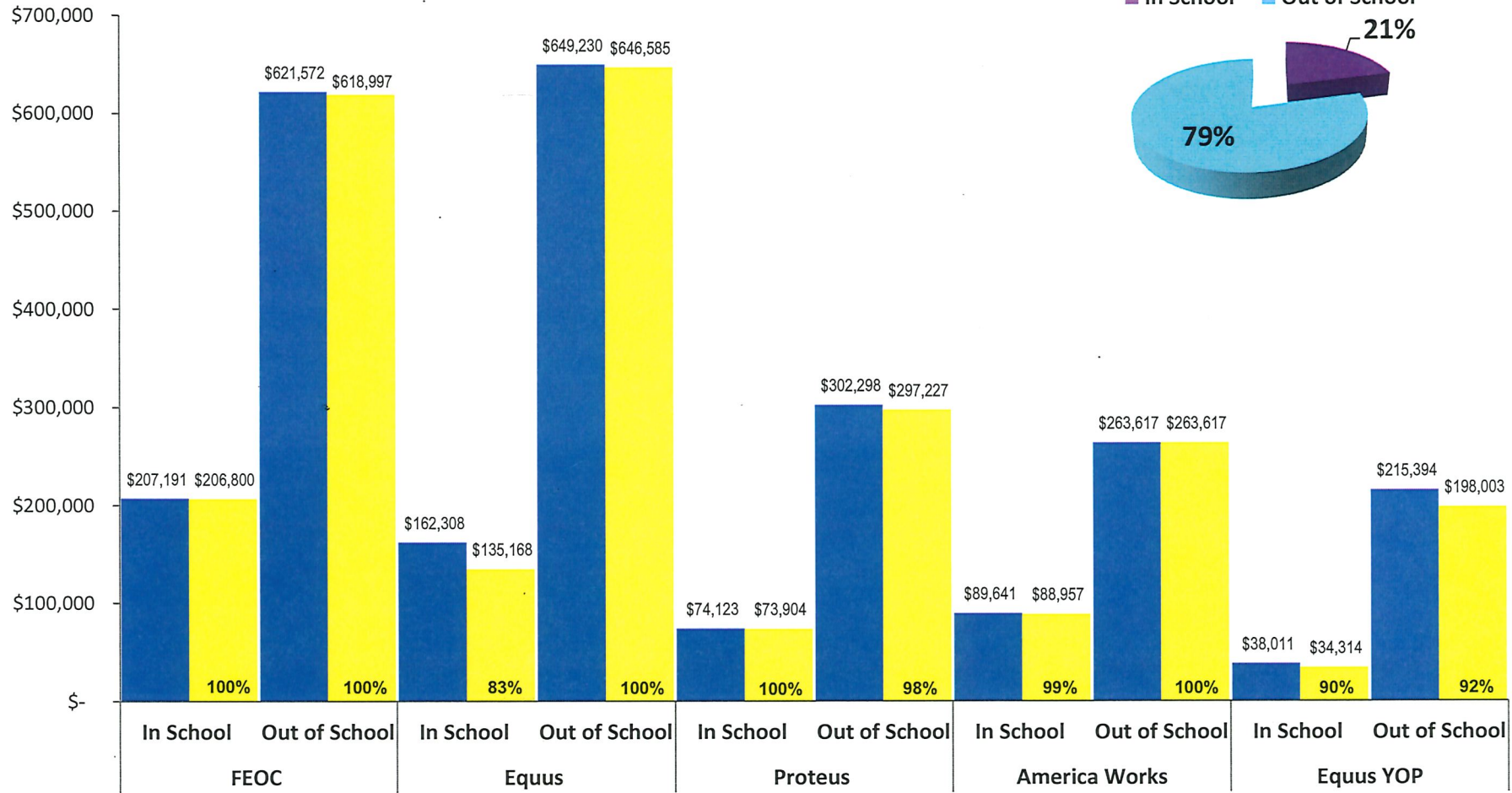
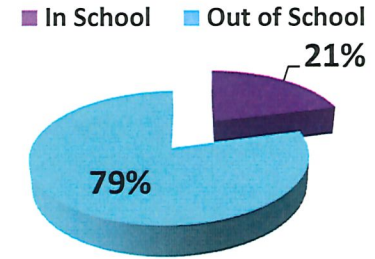


Note: Number served goal is 95%

ATTACHMENT I

Youth Expenditures

Total Expenditures



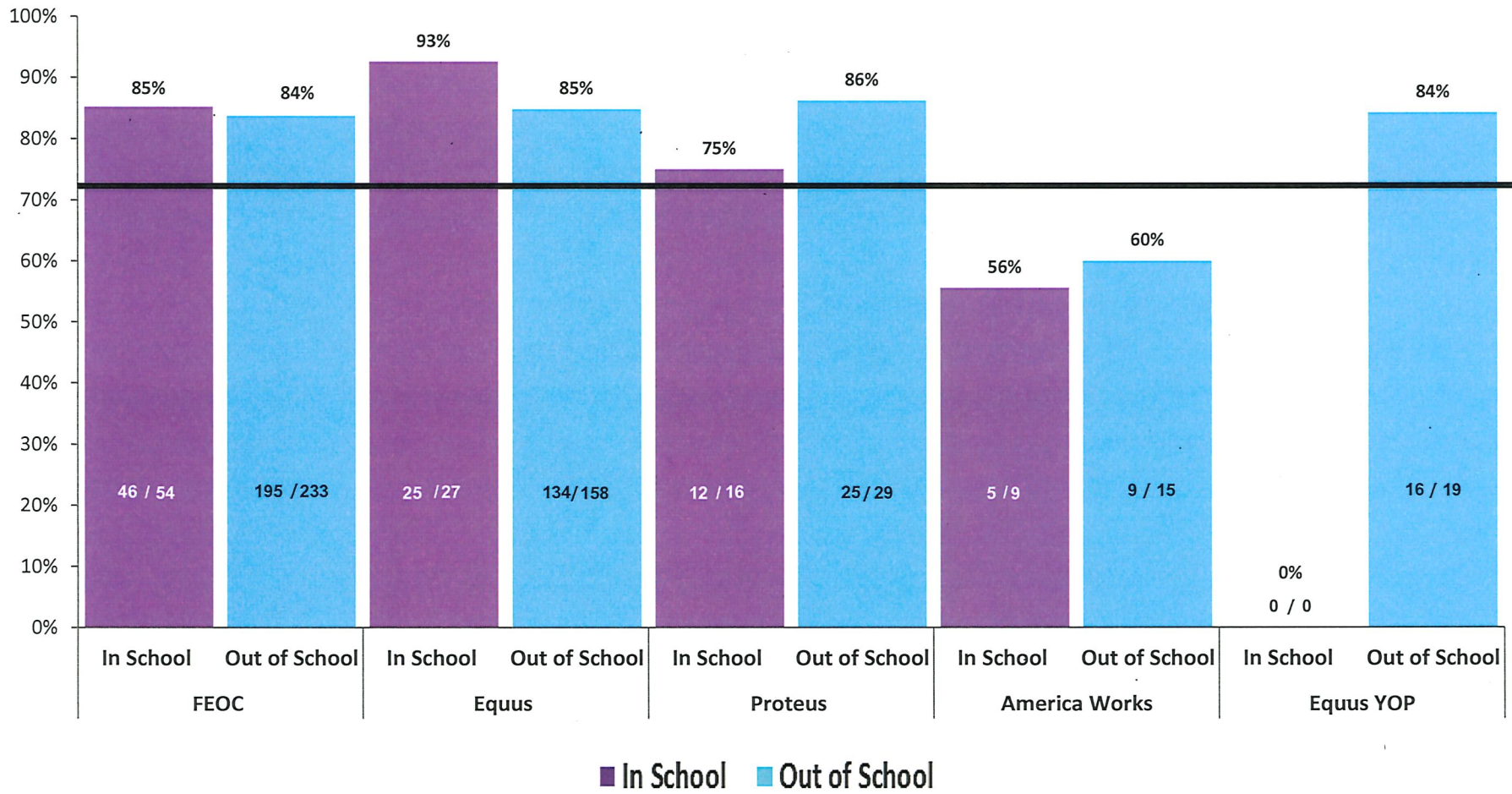
Note: WIOA mandates a minimum of 75% Out-of-School Expenditures and a maximum of 25% In-school Expenditures. The expenditures goal range is 95% to 100%.

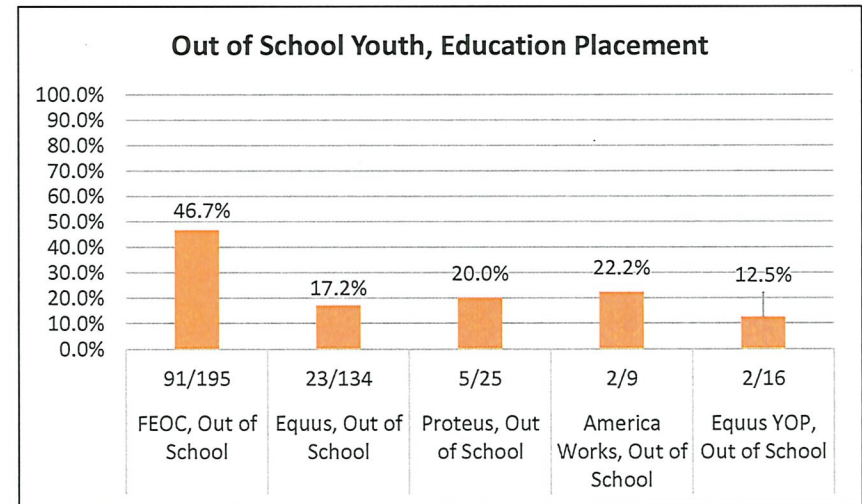
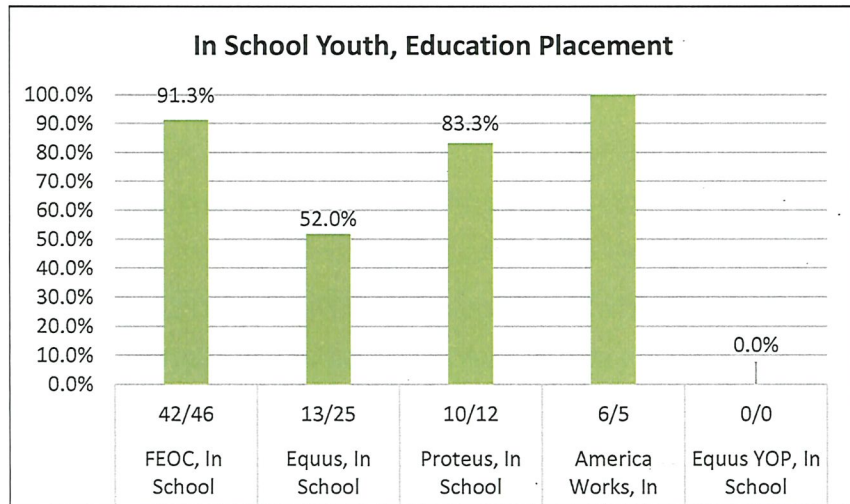
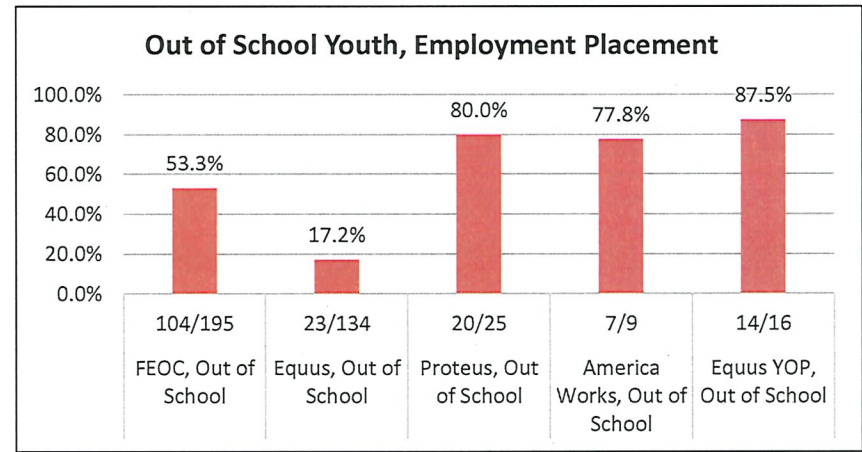
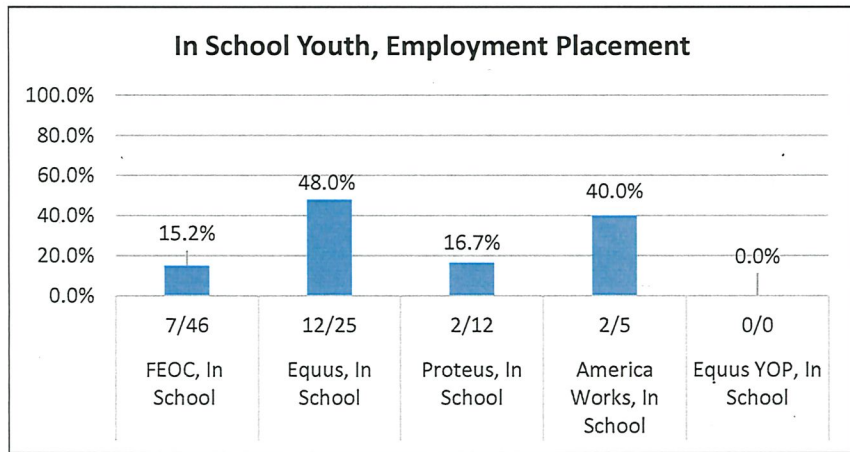
■ Plan ■ Actual

Youth Placement in Employment or Education

Goals

Placement 74.5%

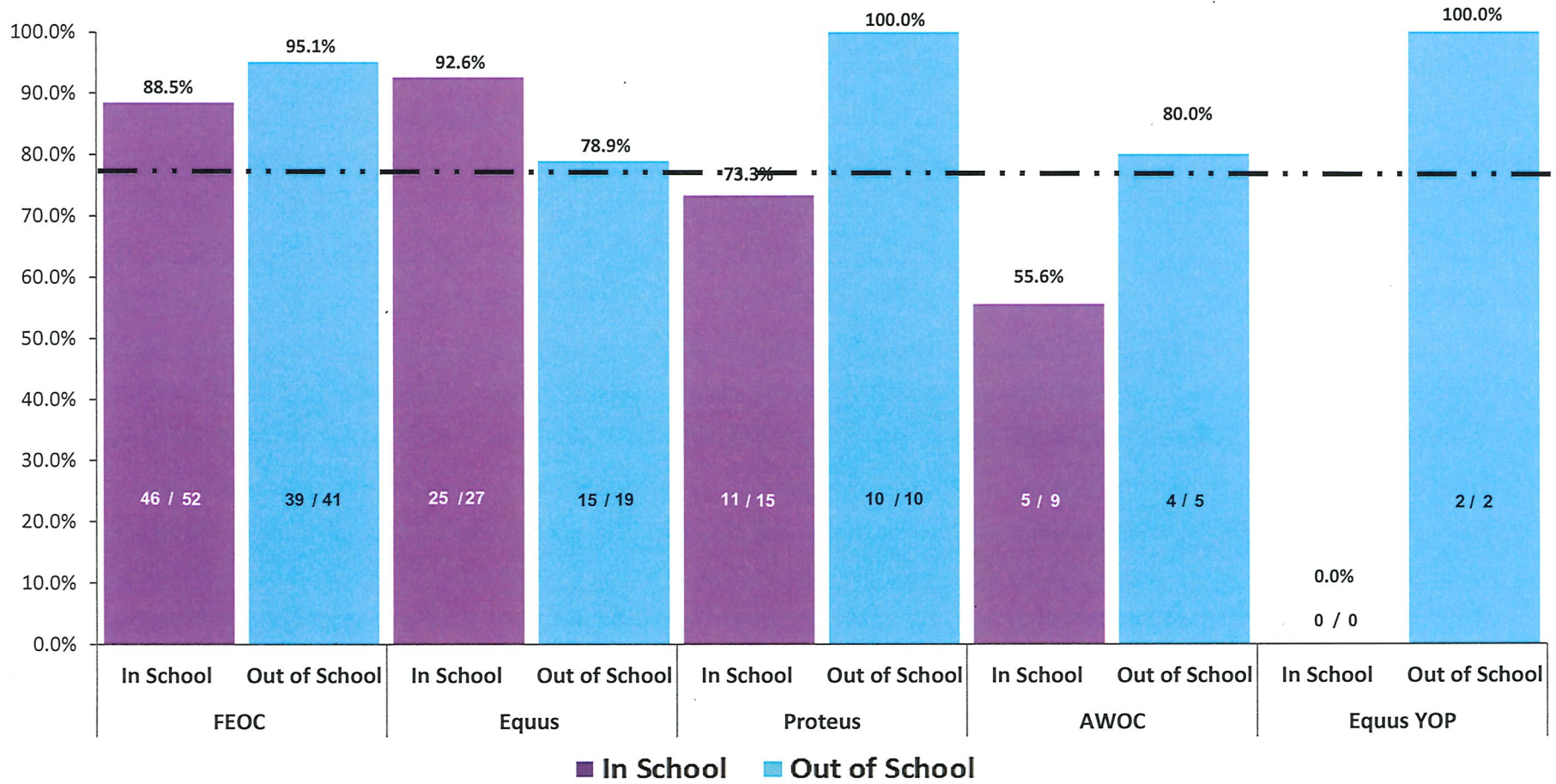




Youth Certificate of Attainment

Goals

Certificate of Attainment 78%



Youth Median Wage

PY 2022-2023

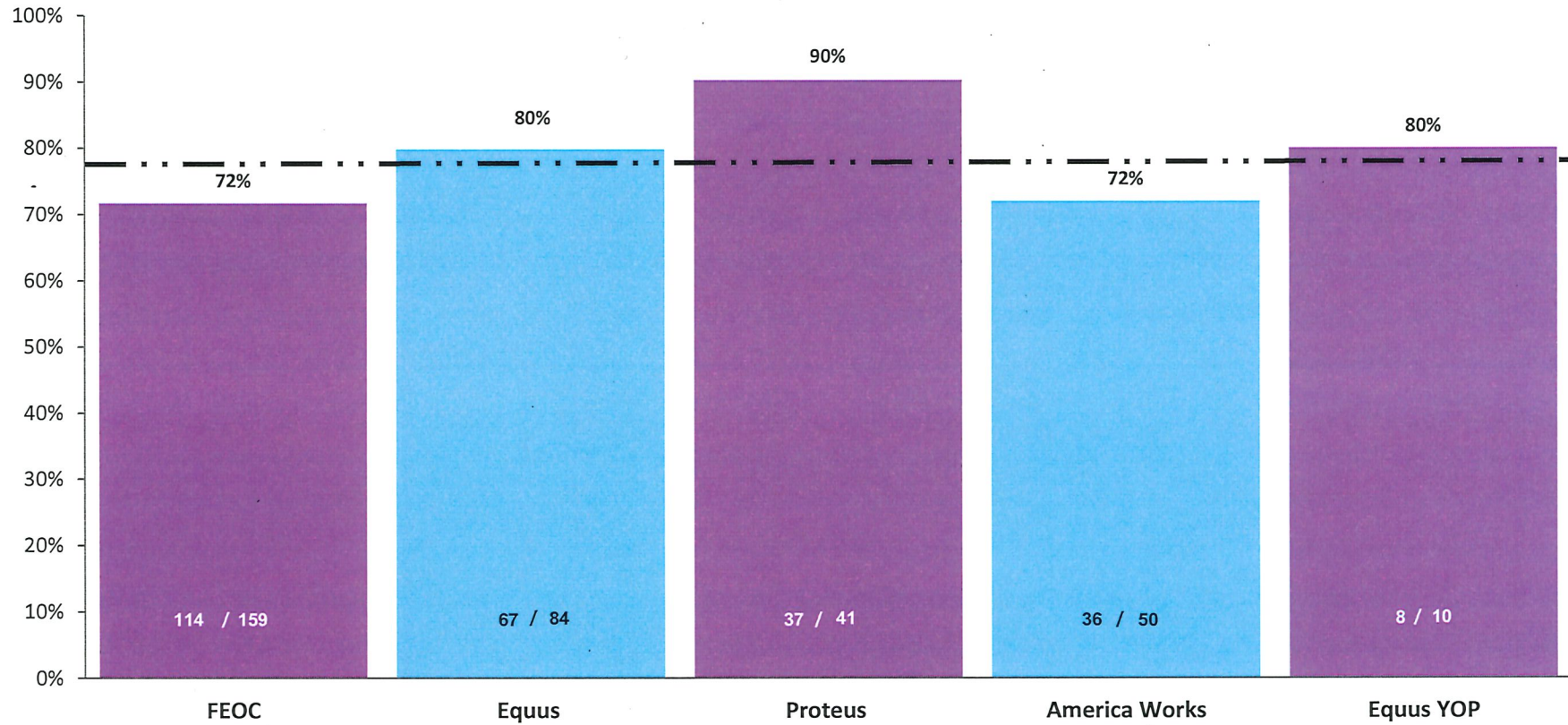
Median Wage is \$ 4,500 — . . . —



Youth Measurable Skills Gain (MSG)

Goals

Measurable Skills Gain 78%

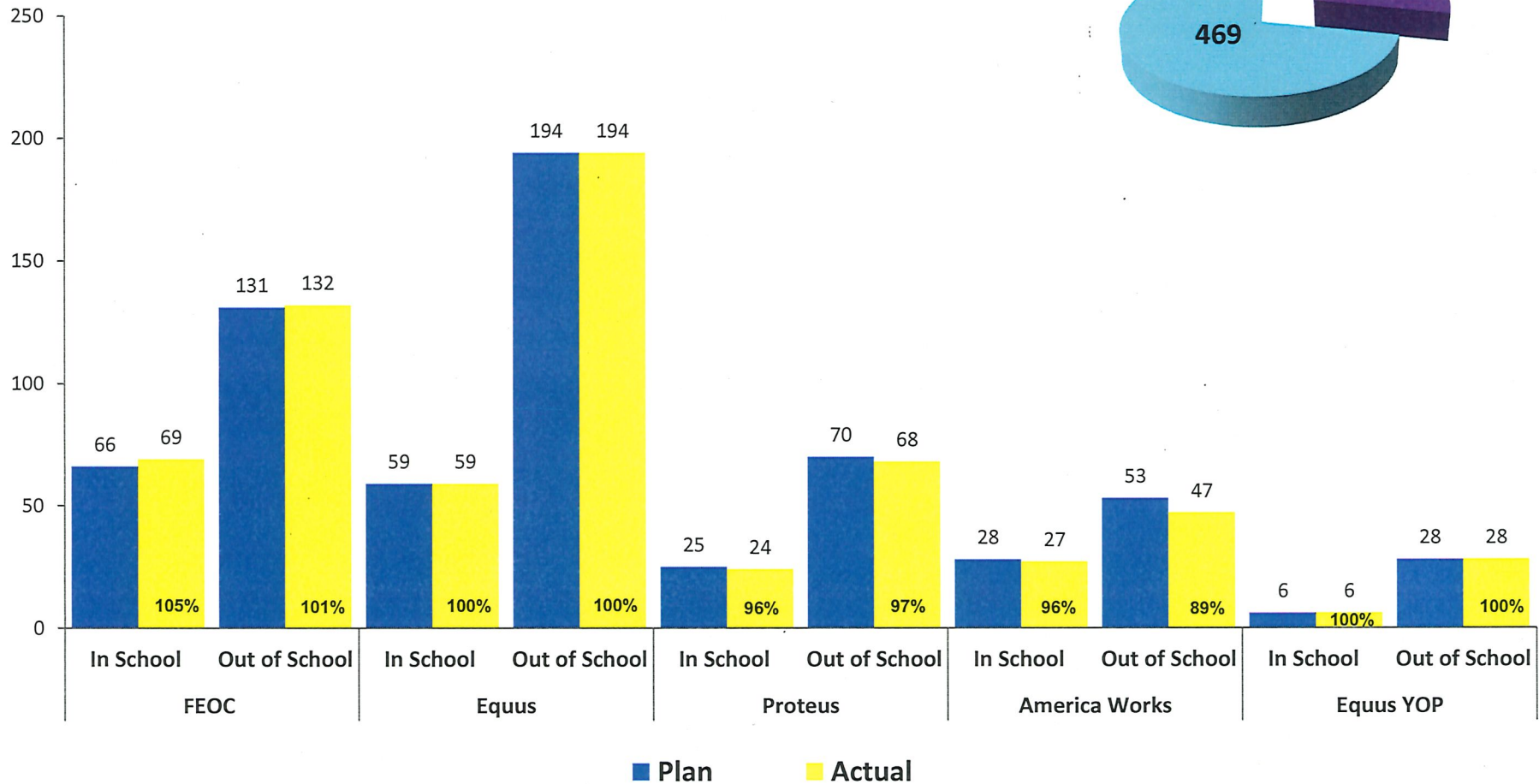
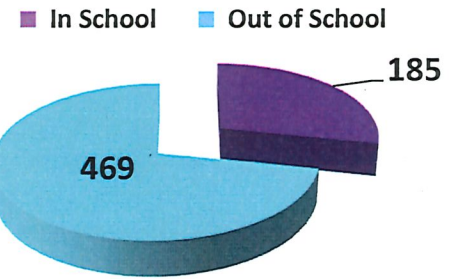


Note: MSG Includes In-School & Out of School Youth

FEOC - Fresno Economic Opportunities Commission
 Equus - Equus Workforce Solutions
 Proteus - Proteus, Inc.
 America Works - America Works of California
 Equus YOP - Youth Offender Program

Youth Served

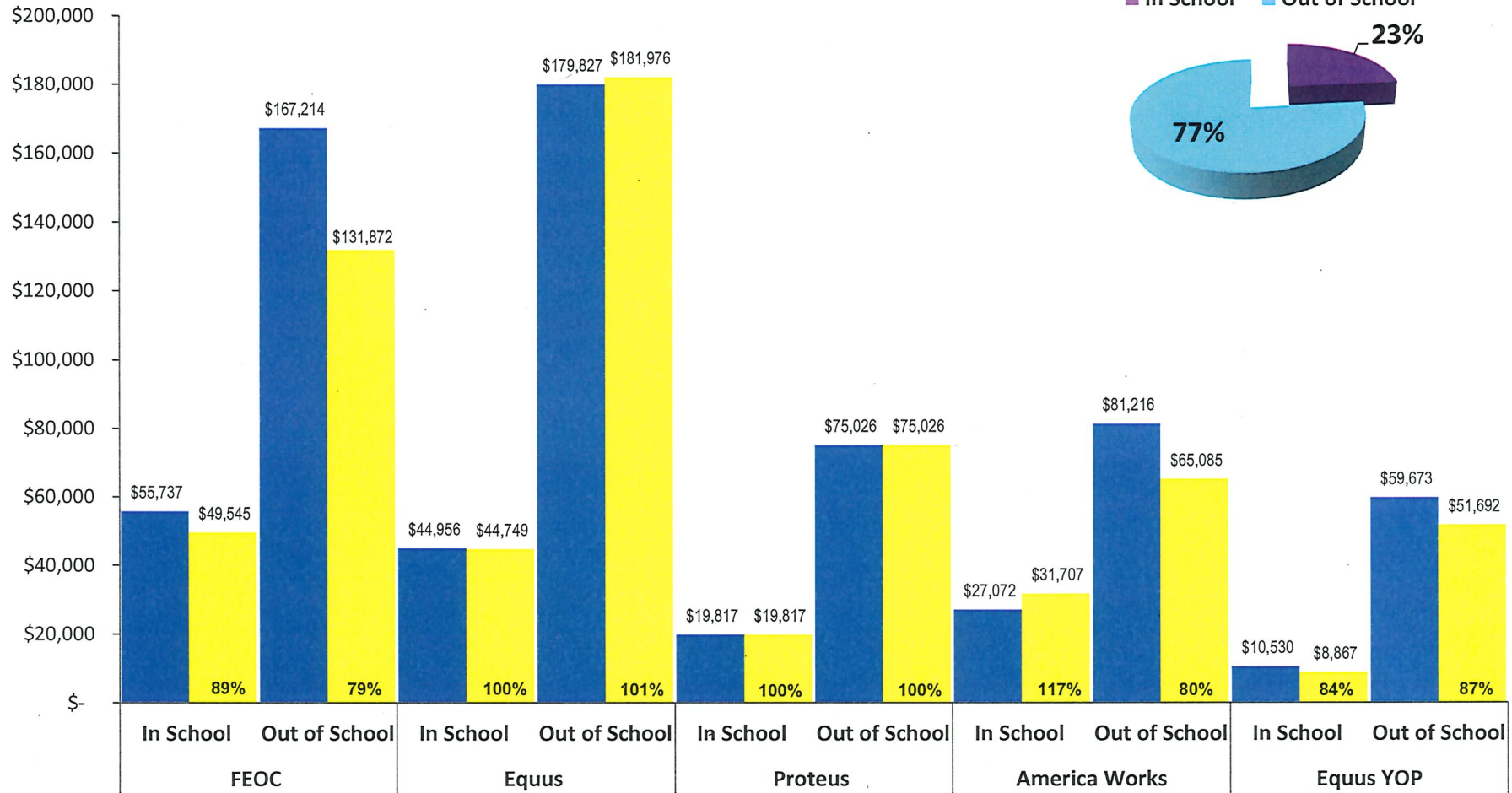
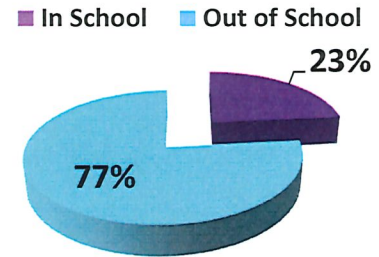
Total Served- 654



Note: Number served goal is 95%

Youth Expenditures

Total Expenditures



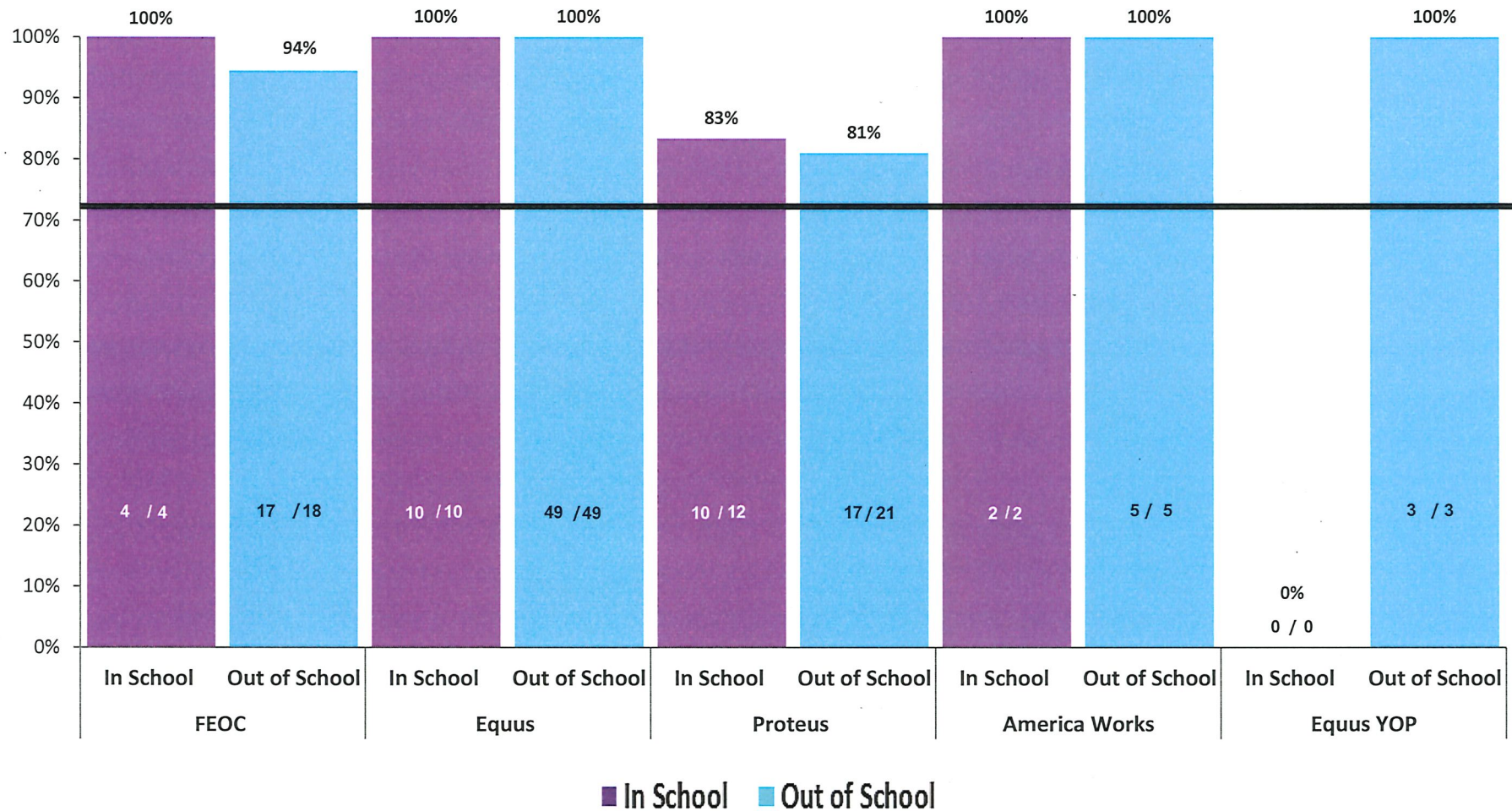
Note: WIOA mandates a minimum of 75% Out-of-School Expenditures and a maximum of 25% In-school Expenditures. The expenditures goal range is 95% to 100%.

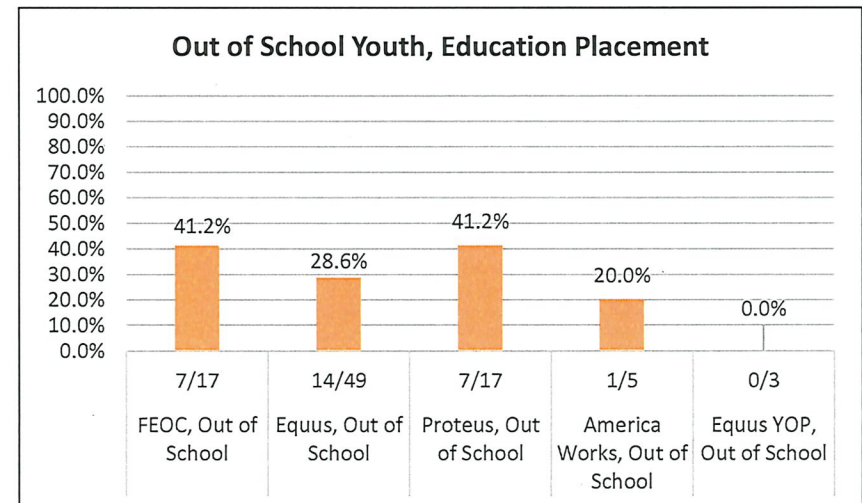
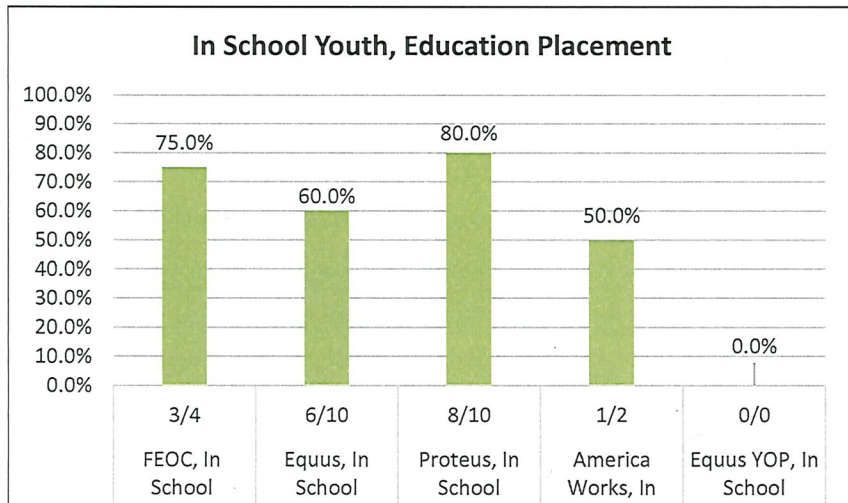
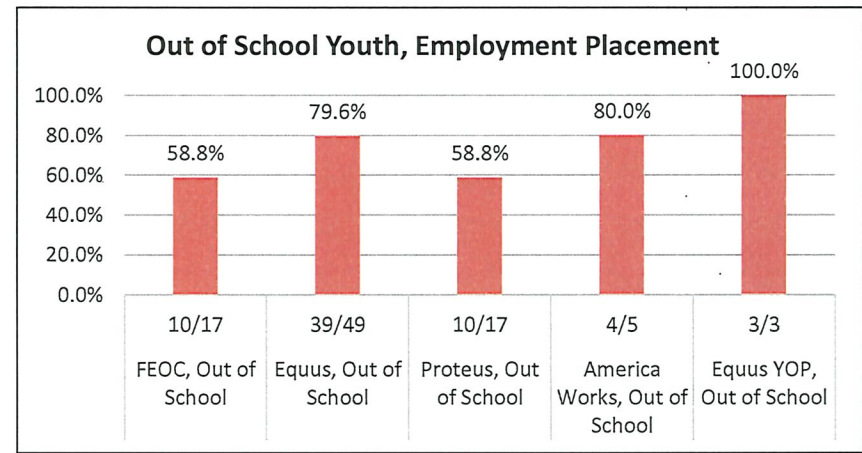
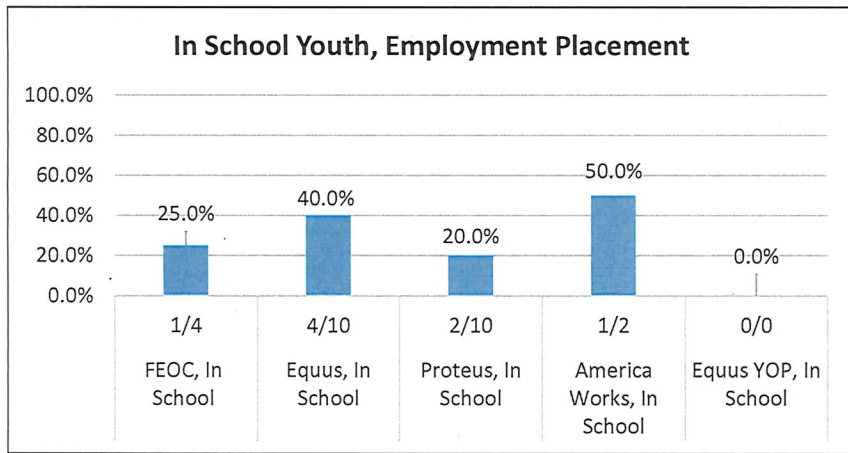
■ Plan ■ Actual

Youth Placement in Employment or Education

Goals

Placement 74.5%

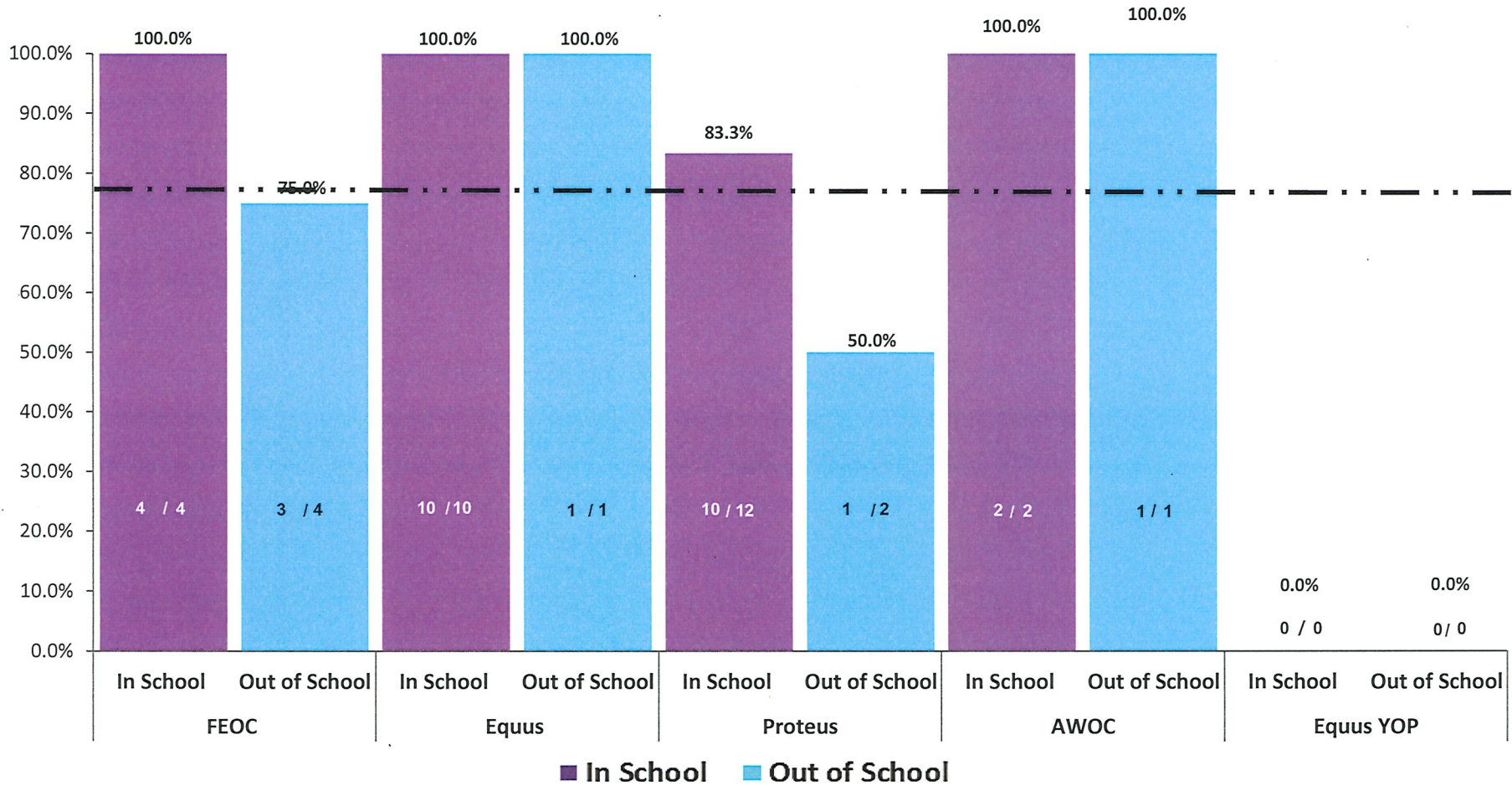




Youth Certificate of Attainment

Goals

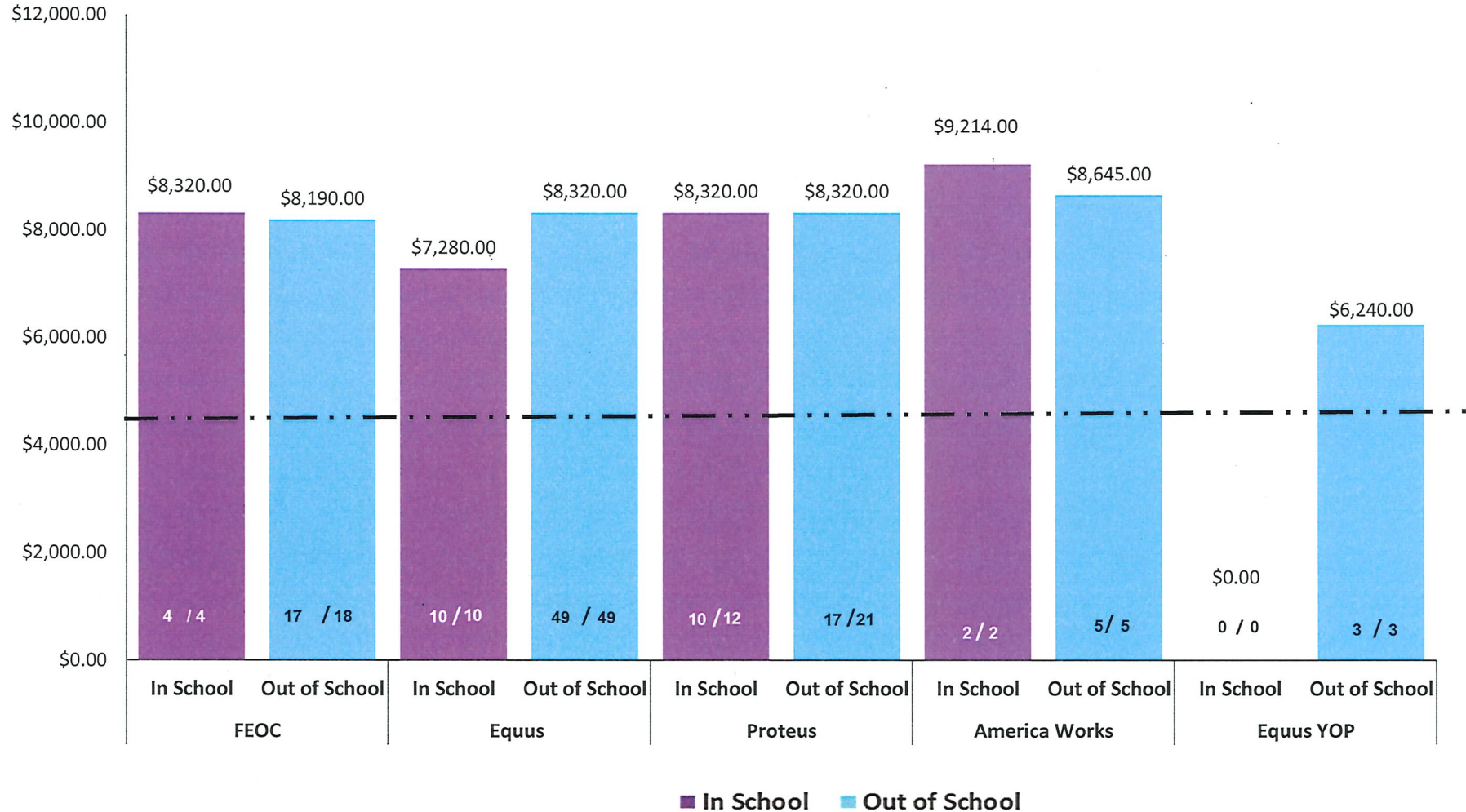
Certificate of Attainment 78% 



Youth Median Wage

PY 2022-2023

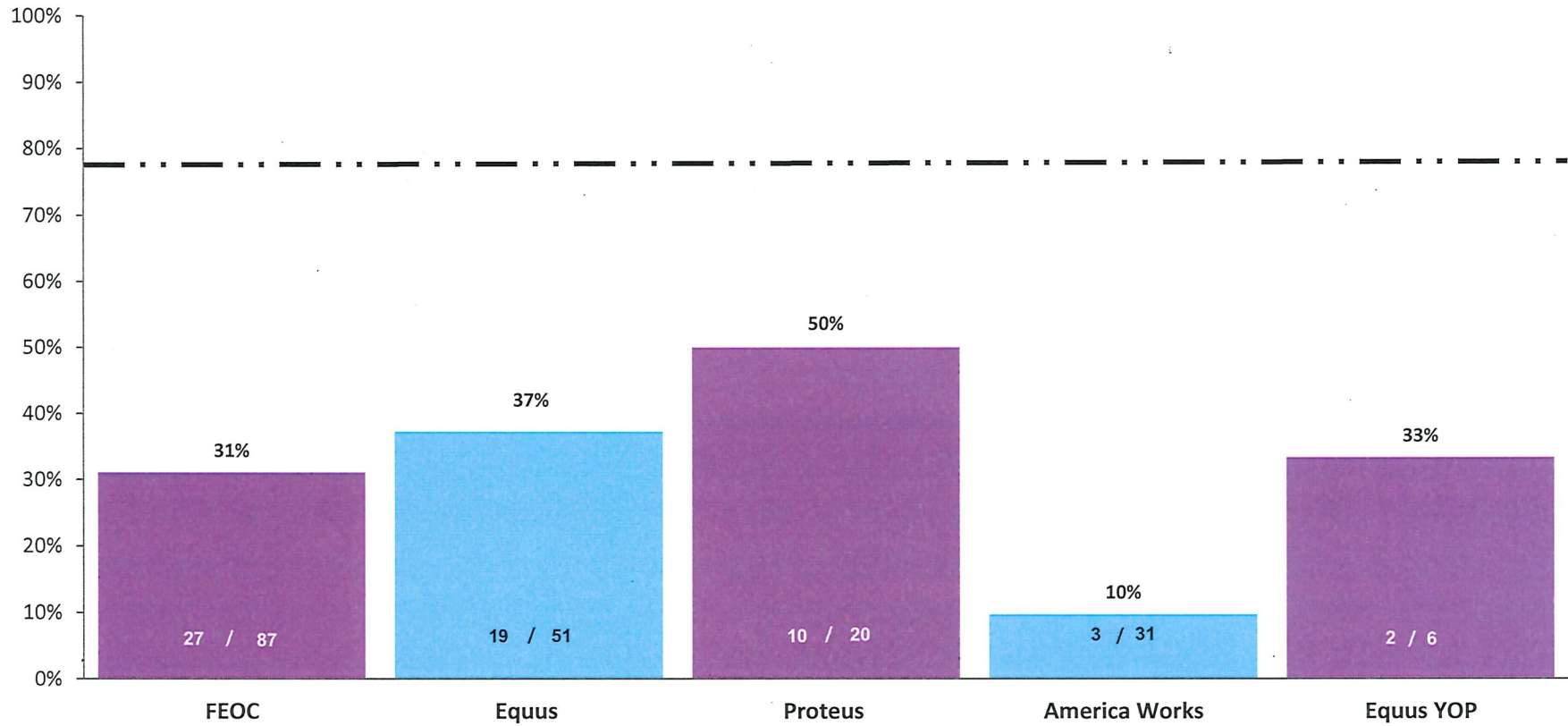
Median Wage is \$ 4,500 — . . . — .



Youth Measurable Skills Gain (MSG)

Goals

Measurable Skills Gain 78%



Note: MSG Includes In-School & Out of School Youth

FRESNO REGIONAL WORKFORCE DEVELOPMENT BOARD

AGENDA ITEM:	7
MEETING DATE:	November 21, 2024
ACTION:	RECOMMEND TO ACCEPT

2125 Kern Street, Suite 208 • Fresno, CA 93721 • (559) 490-7100 • Fax (559) 490-7199 • www.frwdb.net

TO: Youth Council

FROM: Phyllis Stogbauer, Senior Deputy Director

SUBJECT: Program Year 2022-2023 Workforce Innovation and Opportunity Act Local Area Youth Program Performance Results

RECOMMENDATION:

Recommend that the Fresno Regional Workforce Development Board (FRWDB) accept the Youth Program Workforce Innovation and Opportunity Act (WIOA) Local Area Performance Results for Program Year (PY) 2022-2023.

REASON FOR RECOMMENDATION:

The WIOA has six (6) primary indicators of performance:

- 1) Employment or Education Rate 2nd Quarter (Q2) after Exit
- 2) Employment or Education Rate 4th Quarter (Q4) after Exit
- 3) Median Earnings
 - a) This is from total earnings in the 2nd Quarter after exit
- 4) Credential Attainment
- 5) Measurable Skill Gains
- 6) Effectiveness in Serving Employers.
 - a) Currently, Effectiveness in Serving Employers is applied at the state level only.

Achievement is measured with a performance score which is a calculation based on adjusted results and negotiated goals. Successful performance or unsuccessful performance (nonperformance) is defined in Workforce Services Directive, WSD20-02, Calculating Local Area Performance and Nonperformance.

On March 12, 2024, the State of California released Workforce Services Information Notice, WSIN23-33, PY 2022 Performance Scores. At this time, Department of Labor (DOL) is only requiring States to achieve a 50% performance score for the measures listed below. The State of California passes on the same achievement benchmark to local areas.

Local Area WIOA performance scores for the Youth program for PY 2022-2023 are as follows:

Youth	Performance Score
Employment or Education Q2	115.4%
Employment or Education Q4	109.1%
Median Earnings Q2	125.0%
Credential Attainment	103.2%

The FRWDB has achieved all required Youth program performance score levels for PY 2022–2023.

FRESNO REGIONAL WORKFORCE DEVELOPMENT BOARD

AGENDA ITEM:	8
MEETING DATE:	November 21, 2024
ACTION:	INFORMATION

2125 Kern Street, Suite 208 • Fresno, CA 93721 • (559) 490-7100 • Fax (559) 490-7199 • www.frwdb.net

TO: Youth Council
FROM: Phyllis Stogbauer, Senior Deputy Director
SUBJECT: Youth Demographics Report

INFORMATION:

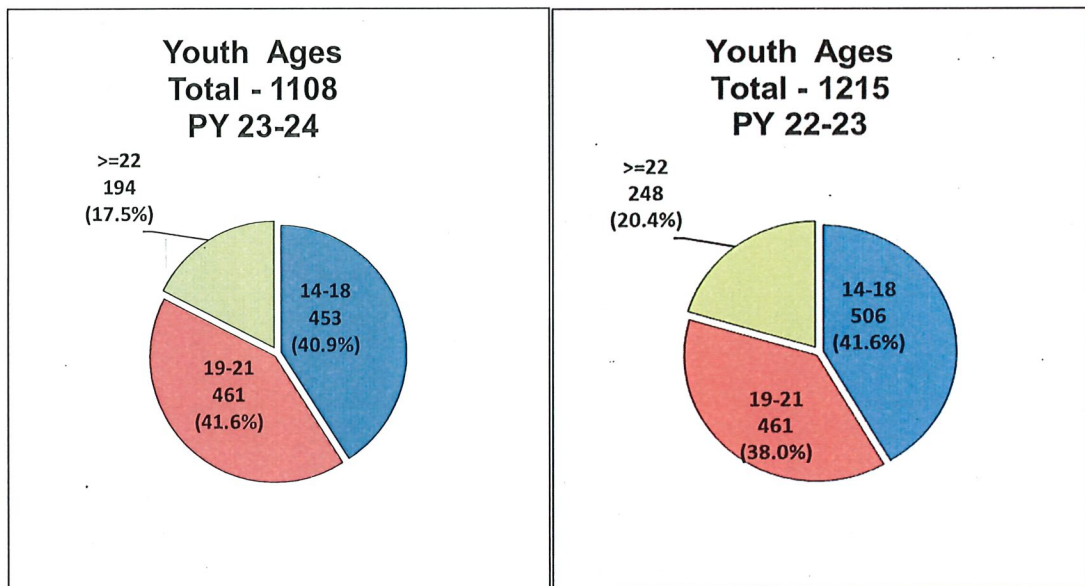
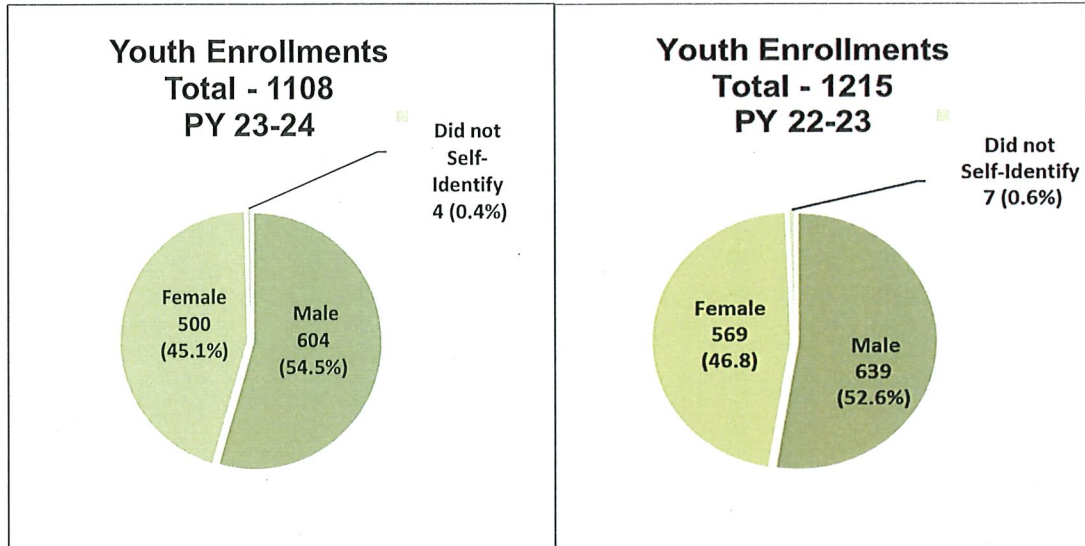
Per the Youth Council's direction, Fresno Regional Workforce Development Board (FRWDB) staff provides cumulative quarterly reports of various demographics for the FRWDB's youth enrollments. Attached are the reports for the Fourth Quarter of Program Year (PY) 2023-2024 and the First Quarter of PY 2024 – 2025.

ATTACHMENTS:

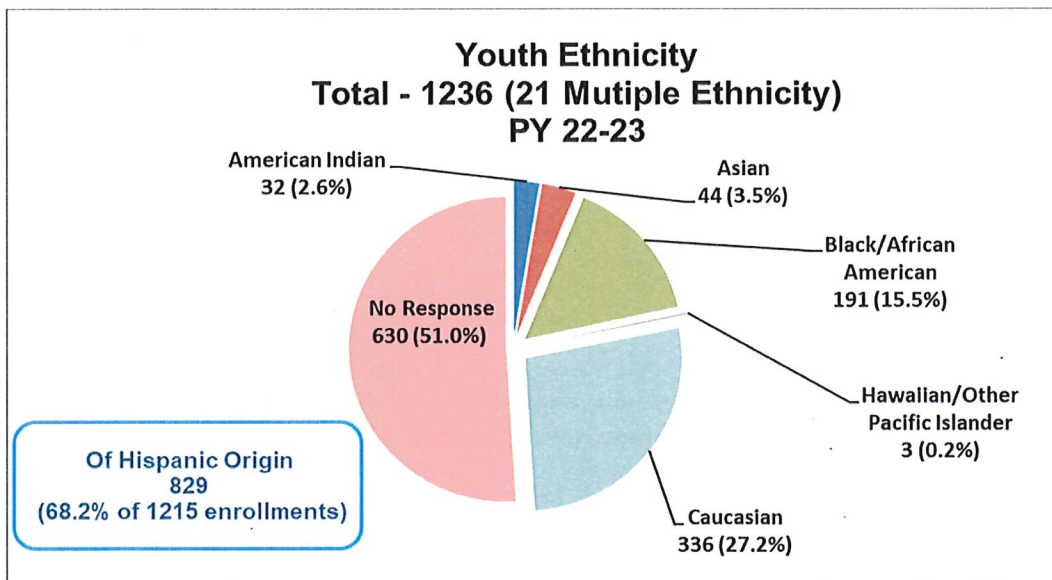
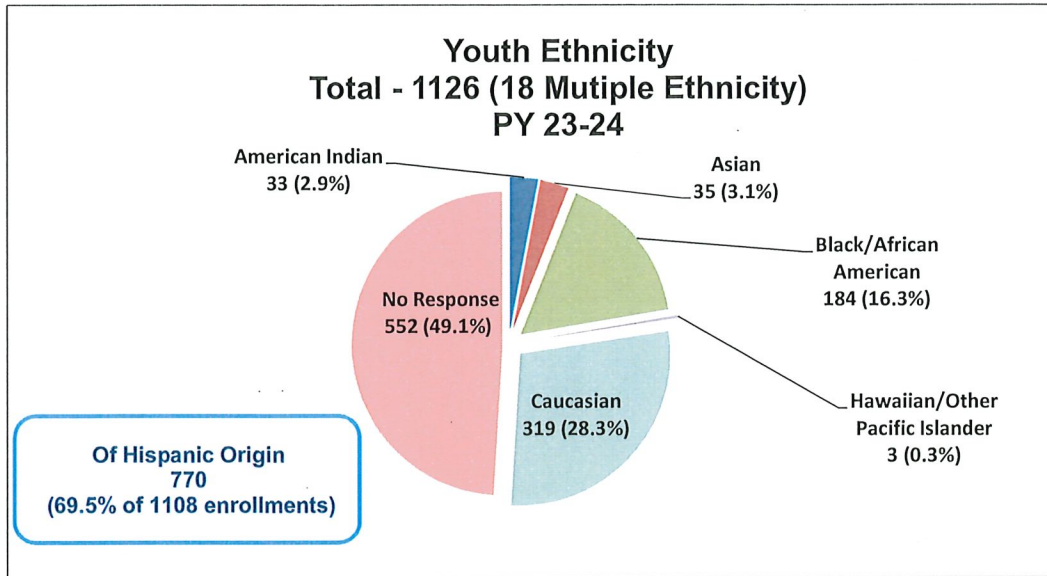
ATTACHMENT I: Youth Demographics Fourth Quarter, Program Year 2023 - 2024
ATTACHMENT II: Youth Demographics First Quarter, Program Year 2024 - 2025



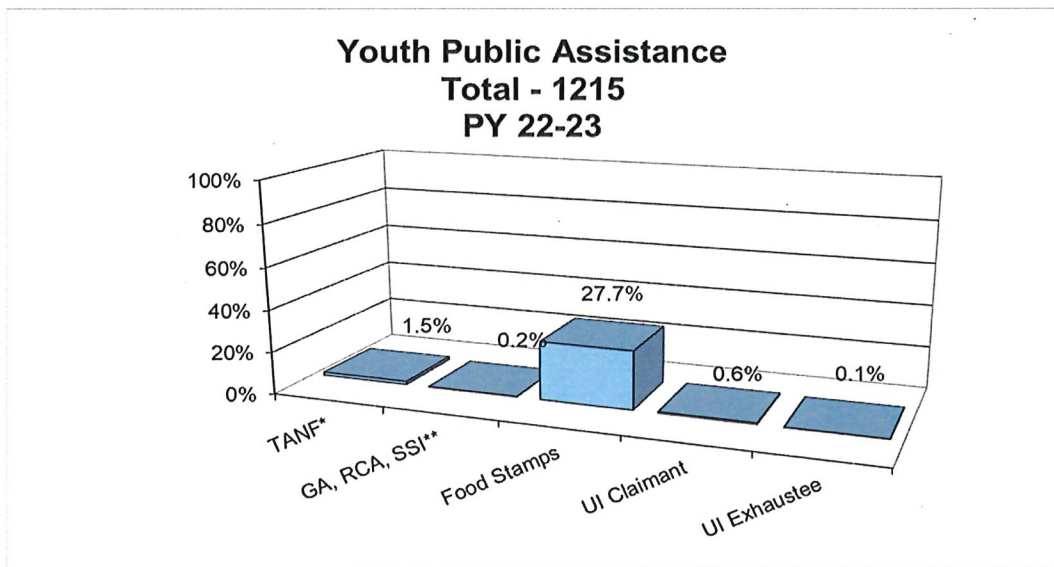
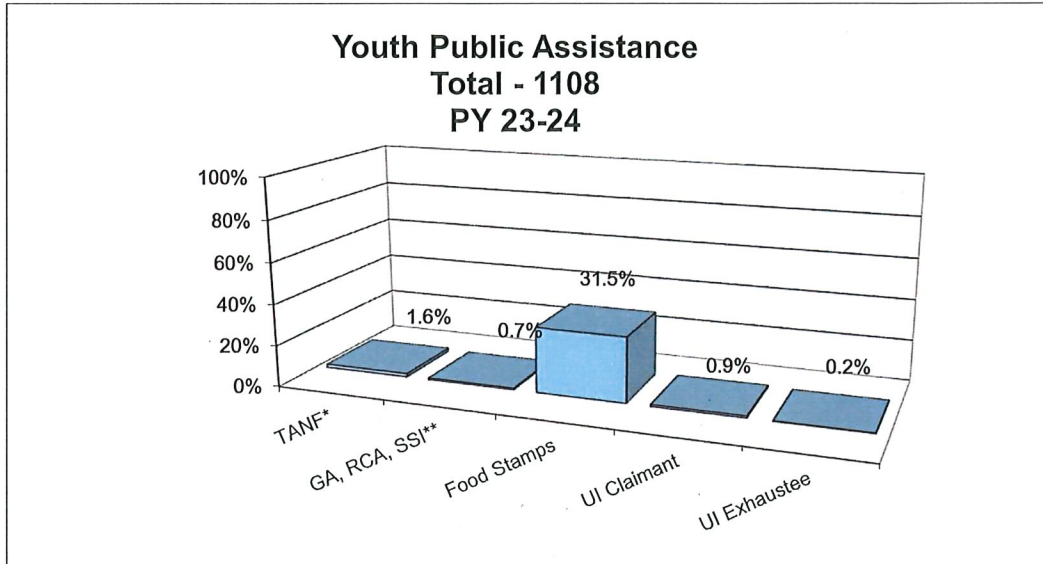
Youth Demographics
Fourth Quarter, Program Year 2023-2024



Youth Demographics Fourth Quarter, Program Year 2023-2024



Youth Demographics Fourth Quarter, Program Year 2023-2024

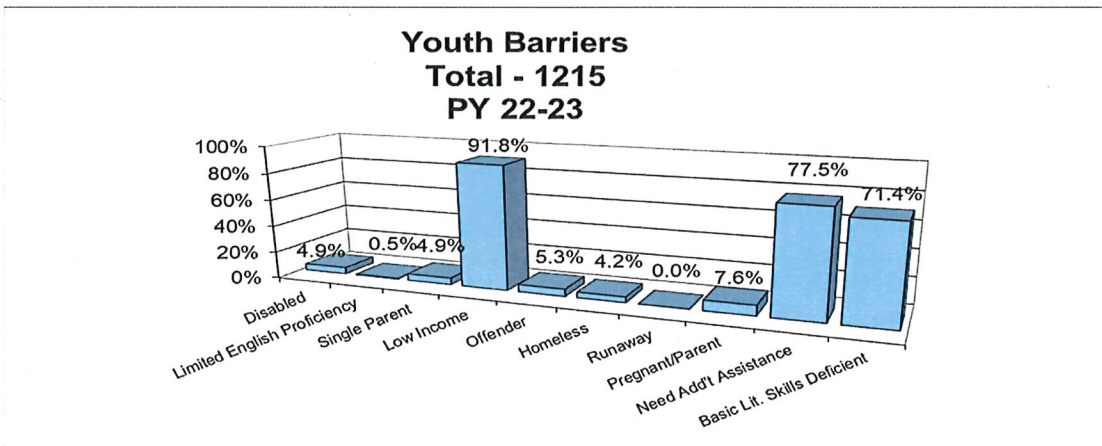
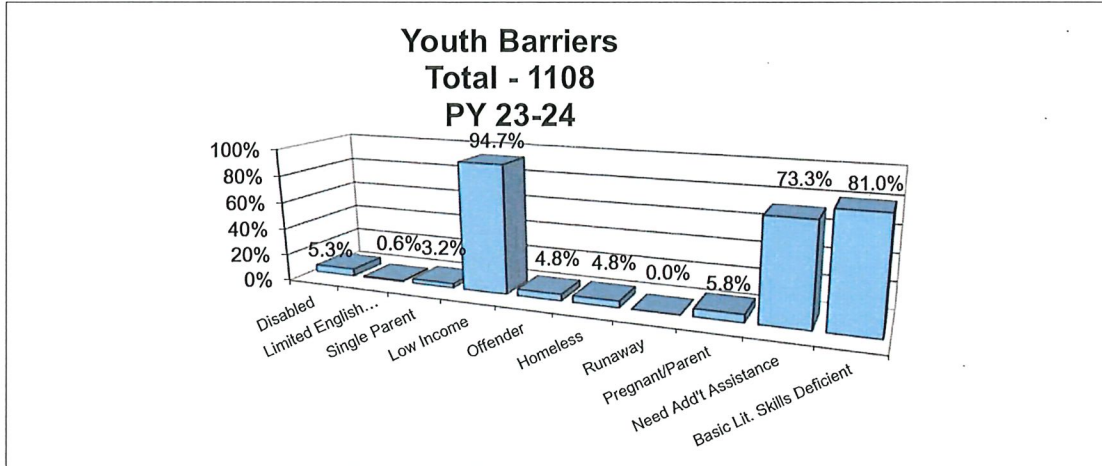


TANF - Temporary Assistance for Needy Families

GA - General Assistance, RCA - Refugee Cash Assistance, SSI - Supplemental Security Income

UI - Unemployment Insurance

Youth Demographics Fourth Quarter, Program Year 2023-2024

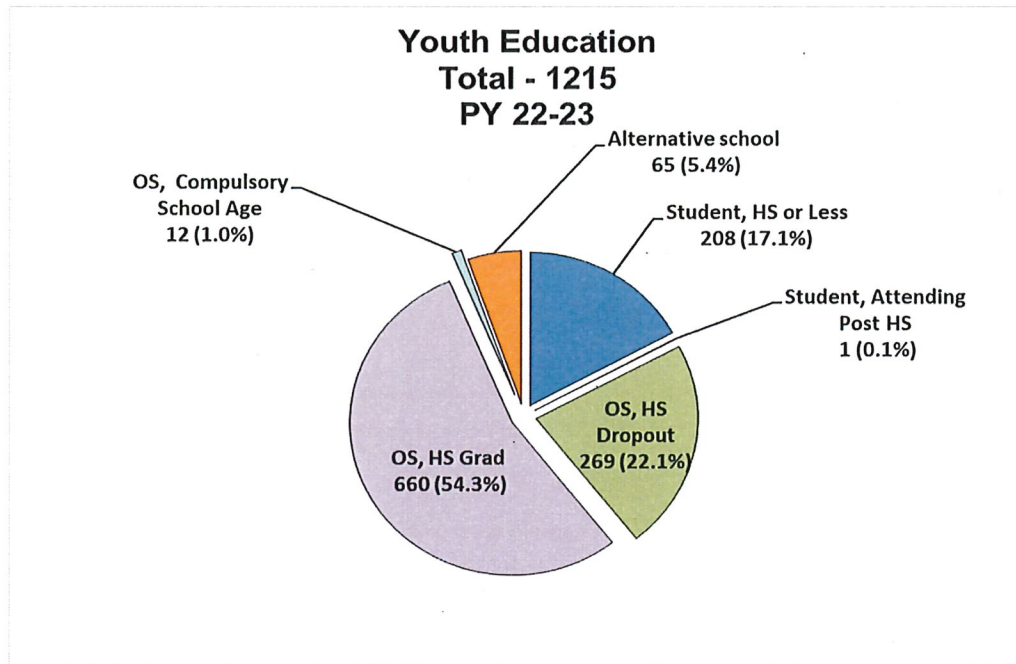
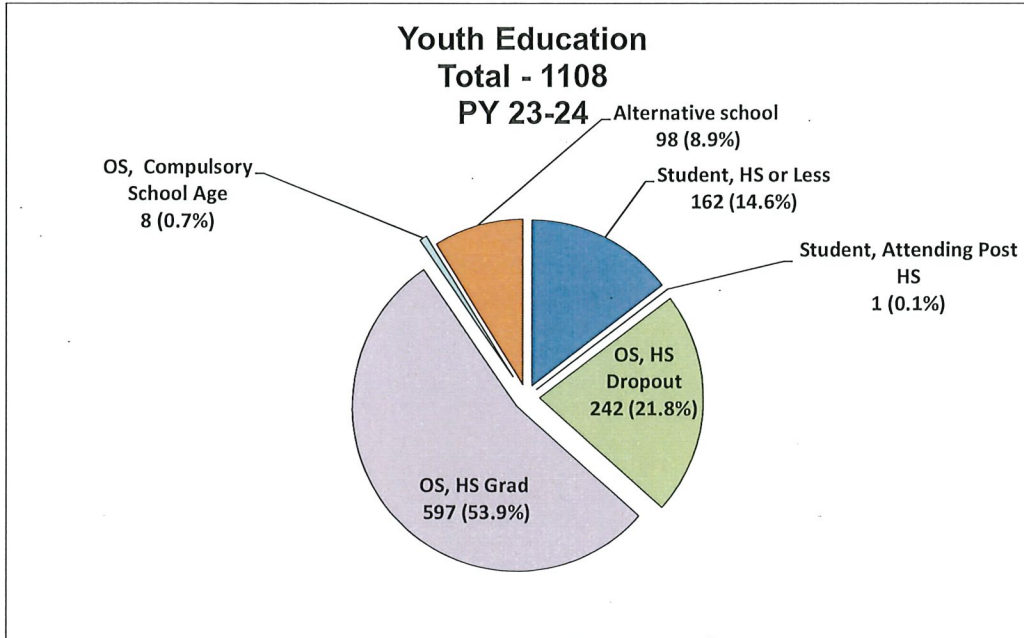


Additional Assistance Barriers

1. Is at risk of dropping out of school
2. Gang Involved
3. Has experienced recent traumatic events, is a victim of abuse, or resides in an abusive environment
4. Has completed a substance abuse program
5. Poor Employment History (Older Youth ONLY)
6. Family Barriers (any one of the following):
 - a. Has a family history of long term unemployment;
 - b. During the past two years, parents/guardians have been unable to find and maintain full time stable employment;
 - c. Has a family history of long-term public assistance
7. Resides in a non-traditional family setting (any one of the following):
 - a. Being raised in a single parent household, without access to the financial and parenting support of another adult in the home;
 - b. Being raised by a guardian, relative or non-parent responsible for youth's care;
 - c. Parent is currently in jail or in prison or has been in jail or in prison for six months of the past two years

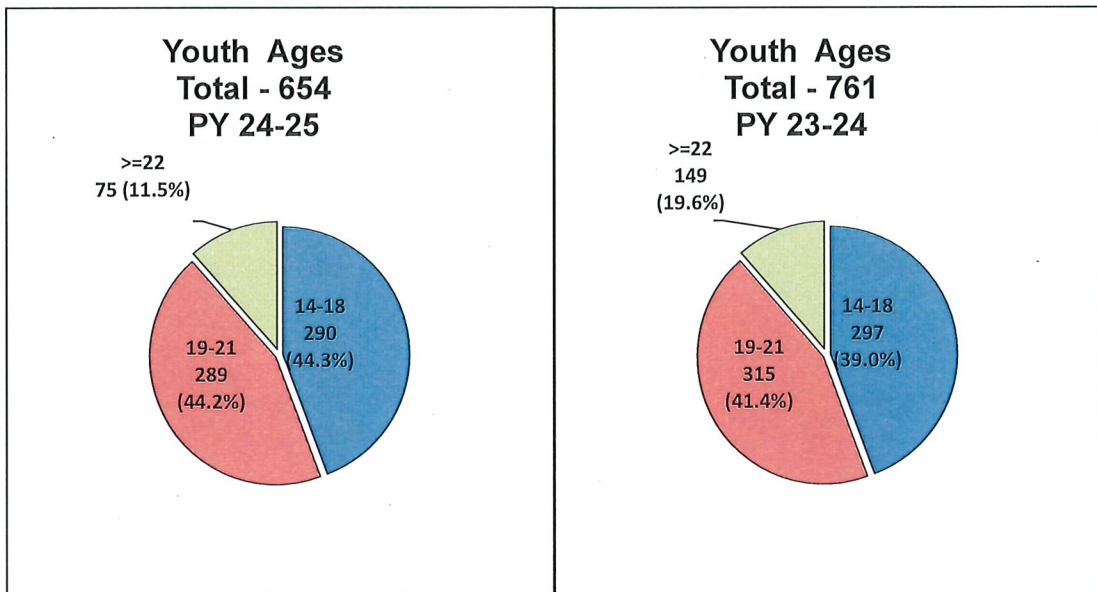
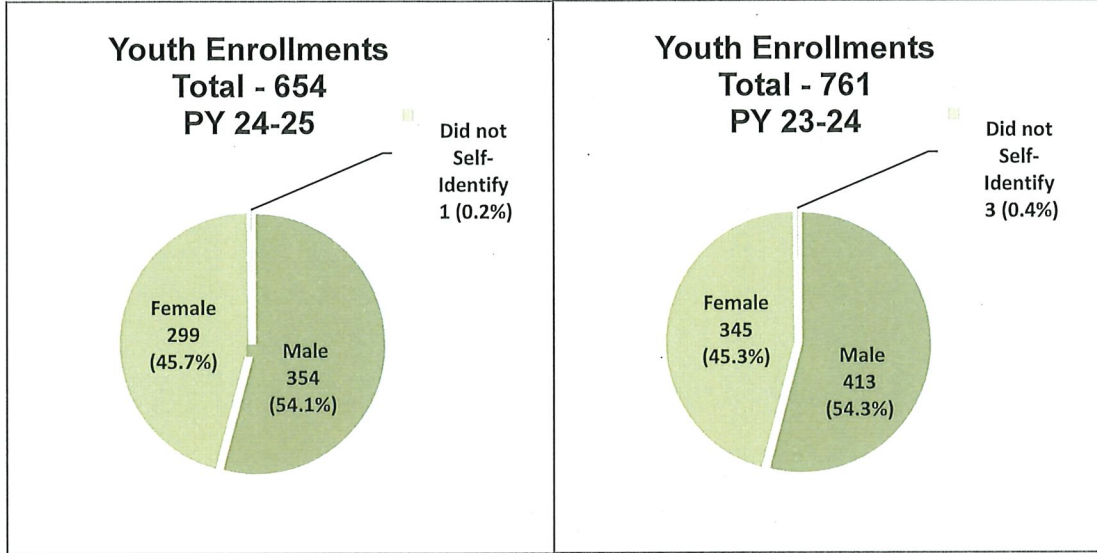
Youth Demographics

Fourth Quarter, Program Year 2023-2024



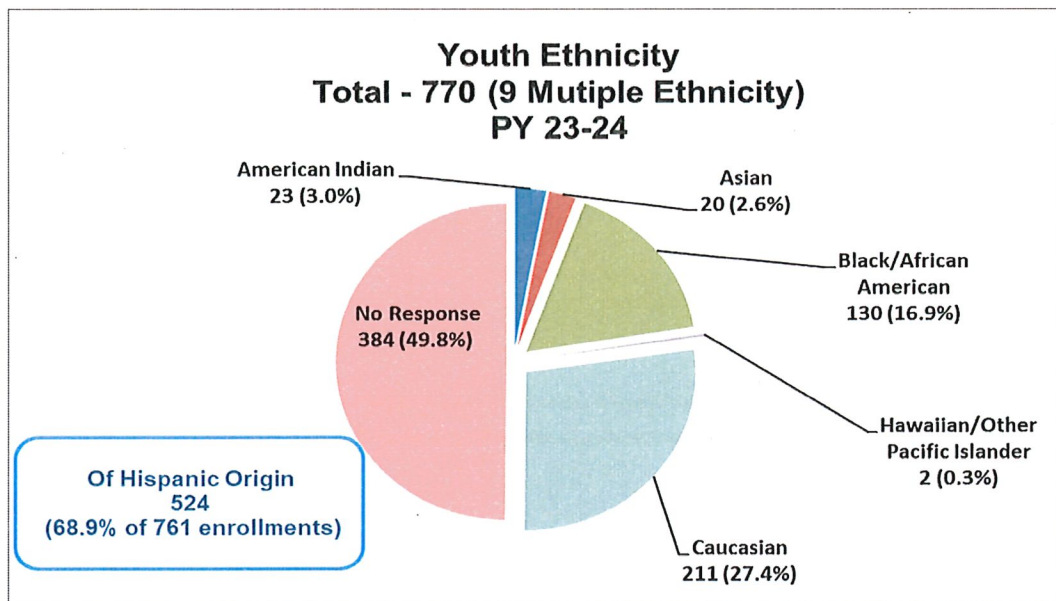
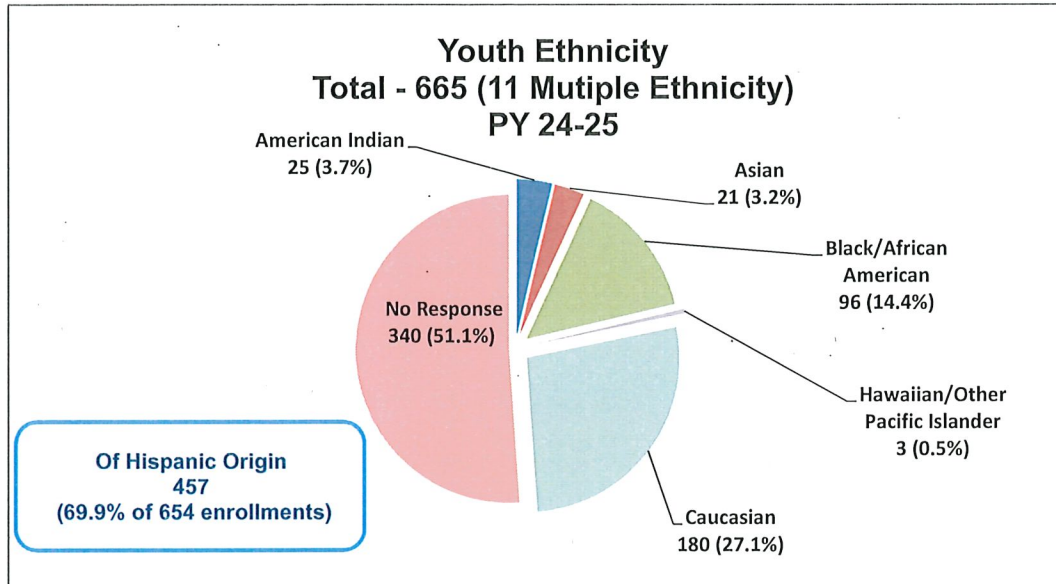


Youth Demographics
First Quarter, Program Year 2024-2025

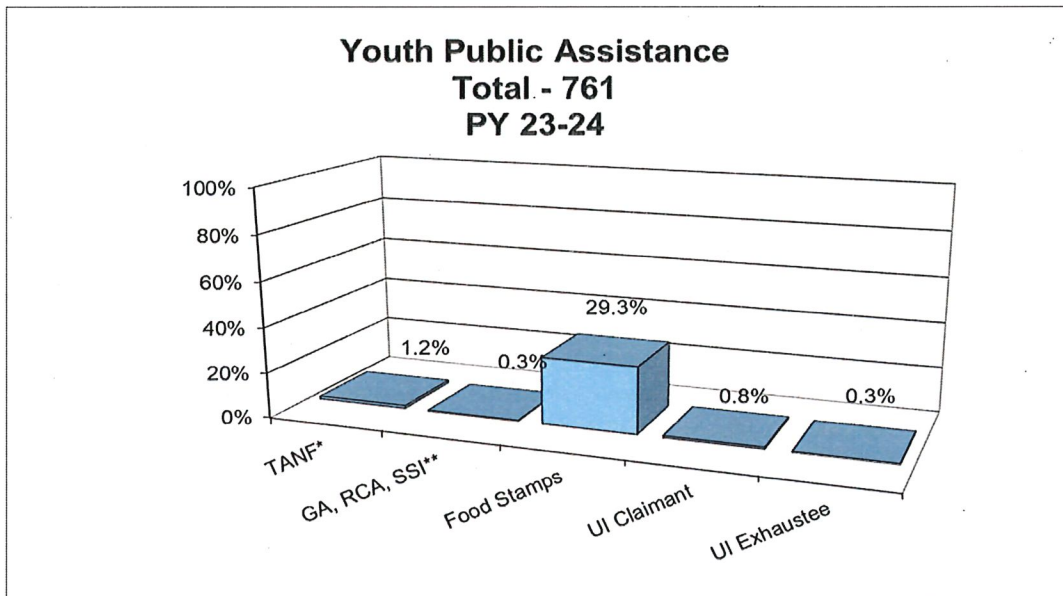
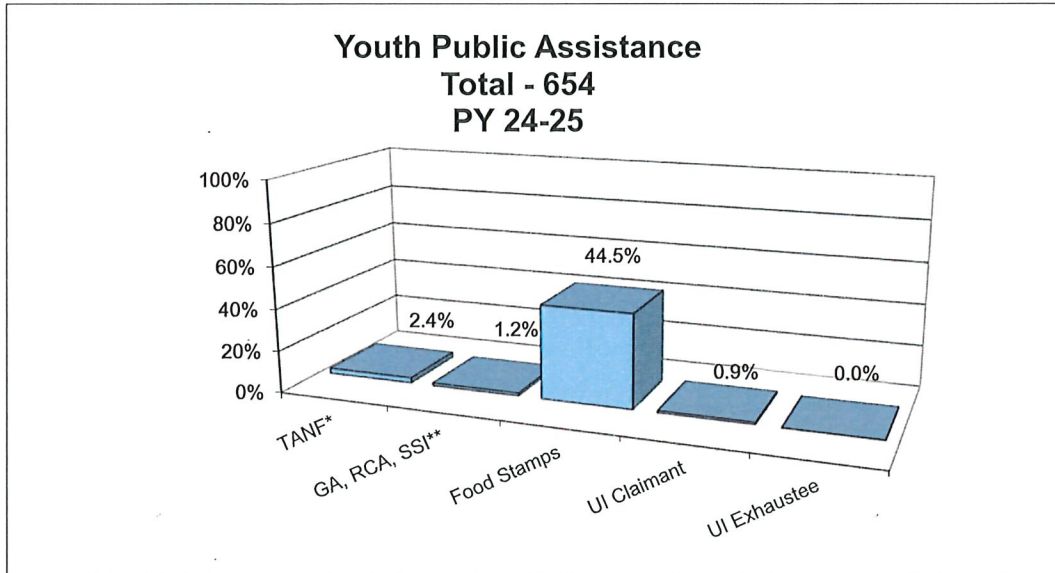


Youth Demographics

First Quarter, Program Year 2024-2025

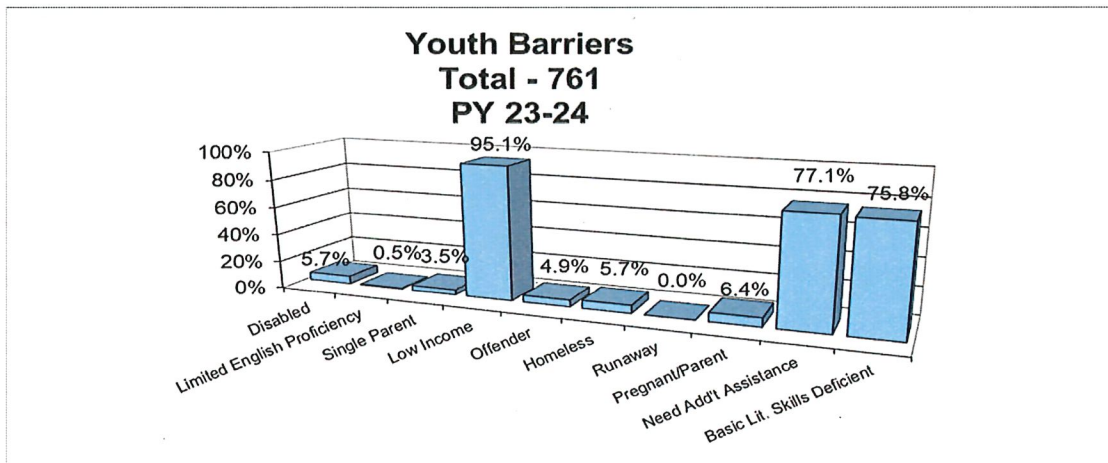
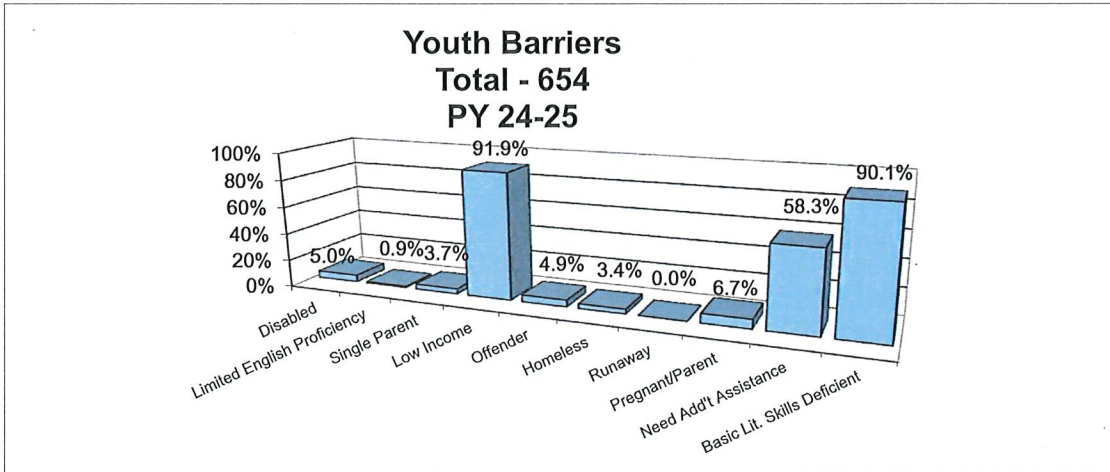


Youth Demographics First Quarter, Program Year 2024-2025



TANF - Temporary Assistance for Needy Families
 GA - General Assistance, RCA - Refugee Cash Assistance, SSI - Supplemental Security Income
 UI - Unemployment Insurance

Youth Demographics First Quarter, Program Year 2024-2025



Additional Assistance Barriers

1. Is at risk of dropping out of school.
2. Gang Involved
3. Has experienced recent traumatic events, is a victim of abuse, or resides in an abusive environment
4. Has completed a substance abuse program
5. Poor Employment History (Older Youth ONLY)
6. Family Barriers (any one of the following):
 - a. Has a family history of long term unemployment;
 - b. During the past two years, parents/guardians have been unable to find and maintain full time stable employment;
 - c. Has a family history of long-term public assistance
7. Resides in a non-traditional family setting (any one of the following):
 - a. Being raised in a single parent household, without access to the financial and parenting support of another adult in the home;
 - b. Being raised by a guardian, relative or non-parent responsible for youth's care;
 - c. Parent is currently in jail or in prison or has been in jail or in prison for six months of the past two years

Youth Demographics

First Quarter, Program Year 2024-2025

