



# FRESNO REGIONAL WORKFORCE DEVELOPMENT BOARD

## Workforce Development Board

December 4, 2024 @ 4:00 p.m.

Workforce Connection

3170 West Shaw Avenue

Room 105

Fresno, CA 93711

Mission Statement: The Fresno Regional Workforce Development Board exists to oversee the optimal administration of Workforce Innovation and Opportunity Act funds in the Fresno region. In serving both the business community and the individual job seeker with the provision of human capital development services, we hope to foster the economic vitality of the Fresno Region.

### REMINDER: PLEASE TURN OFF CELL PHONES OR PUT ON VIBRATE

1. ROLL CALL
2. COMMENTS BY FRWDB CHAIR AND/OR EXECUTIVE STAFF
3. AGENDA CHANGES: REMOVAL OF ITEMS OR EMERGENCY ADDITIONS
4. ABSTENTIONS/RECUSALS/DISCLOSURE OF POTENTIAL CONFLICTS OF INTEREST
5. PUBLIC COMMENTS

Item #	Description	Presenter	Enclosure	Action	Page #
6.	Committee Reports Adult Council – Chuck Riojas Executive Committee – Dennis Montalbano Skills Development Council – Lydia Zabrycki Youth Council – Vasili Sotiropulos		No	Information	--
7.	Board Member Spotlight	Madden	No	Information	--
8.	In the Community – Marketing Update	M. Espinosa	No	Information	--
9.	Approval of the September 11, 2024, Special Meeting Minutes	Konczal	Yes	Approve	7

### ACCOMMODATIONS FOR PERSONS WITH DISABILITIES

Disabled individuals and individuals who are limited English proficient who need special assistance to attend or participate in this meeting may request assistance by contacting the Fresno Regional Workforce Development Board, at 2125 Kern Street, Suite 208, Fresno, California, or by calling (559) 490-7100. Every effort will be made to reasonably accommodate individuals with disabilities or who are limited English proficient by making meeting materials available in alternative formats. Requests for assistance should be made at least three (3) working days in advance of the meeting.

Item #	Description	Presenter	Enclosure	Action	Page #
10.	October 2024 Financial Report	Konczal	Yes	Accept	13
11.	Government Update	Sutton	No	Information	--
12.	Fresno Regional Workforce Development Board First Quarter Meeting Schedule Revision	Konczal	Yes	Approve	20
13.	Election of Fresno Regional Workforce Development Board Chair, First Vice Chair, Second Vice Chair, and Two At-Large Members for the Executive Committee	Montalbano	Yes	Elect	21

#### CONSENT ITEMS

- |     |   |         |
|-----|---|---------|
| 14. | Approve Consent Items (A1 – C7). <i>Items pulled from consent will be handled with the other regular items at the end of the agenda, including any information items that are pulled.</i> | Approve |
|-----|---|---------|

#### CONSENT ITEMS SUBMITTED BY ADULT COUNCIL

A1	Workforce Innovation and Opportunity Act Adult and Dislocated Worker Carryover Funding Recommendations for Program Year 2024-2025	Stogbauer	Yes	Approve	23
A2	Local Performance Results Reports	Stogbauer	Yes	Accept	30
A3	Providers of Services' Monitoring Report	Beierschmitt	Yes	Accept	43
A4	Job Seeker Customer Satisfaction Reports	Stogbauer	Yes	Accept	46
A5	Program Year 2022-2023 Workforce Innovation and Opportunity Act Local Area Adult and Dislocated Worker Program Performance Results	Stogbauer	Yes	Accept	49

#### CONSENT ITEMS SUBMITTED BY SKILLS DEVELOPMENT COUNCIL

B1	Workforce Innovation and Opportunity Act Adult and Dislocated Worker Participant Training Report	Stogbauer	Yes	Accept	51
B2	Eligible Training Provider List Monitoring Report	Beierschmitt	Yes	Accept	52

## CONSENT ITEMS SUBMITTED BY YOUTH COUNCIL

C1	Workforce Innovation and Opportunity Act Youth Carryover Fundings Recommendations for Program Year 2024-2025	Stogbauer	Yes	Approve	55
C2	Student Training and Employment Program Contract Awards	Xiong	Yes	Approve	62
C3	Youth Workforce Experience Expenditure Report	Stogbauer	Yes	Accept	63
C4	Youth Satisfaction Report	Stogbauer	Yes	Accept	64
C5	Youth Providers of Services' Monitoring Report	Beierschmitt	Yes	Accept	67
C6	Local Performance Results Report	Xiong	Yes	Accept	70
C7	Program Year 2022-2023 Workforce Innovation and Opportunity Act Local Area Youth Program Performance Results	Stogbauer	Yes	Accept	85

## NON-CONSENT ITEMS

15.	Recognition of Board Anniversaries	Montalbano	No	Information	--
16.	Information Sharing	WDB Members	No	Discussion	--
17.	Agenda Items for March 5, 2025, Meeting	Konczal	No	Discussion	--
18.	Meeting Feedback	Konczal	No	Discussion	--

**FRESNO REGIONAL WORKFORCE DEVELOPMENT BOARD  
2024 ATTENDANCE RECORD**

<b>DIRECTORS</b>	<b>3/6/2024</b>	<b>6/5/2024</b>	<b>SPECIAL 9/11/2024</b>	<b>12/4/2024</b>
Shayn Anderson State of CA Department of Rehabilitation	P	P	P	
Stephen Avila Grundfos Pumps	P	P	P	
Lenora Lacy Barnes State Center Federation of Teachers	A	P	A	
Edgar Blunt IMAGO	A	P	P	
Alysia Bonner SEIU 521	P	A	P	
Rodney Branch Fresno Adult School	P	P	P	
Douglas Dart Dart Realty	A	P	P	
Carole Goldsmith State Center Community College District	P	A	P	
Jeffrey Hensley Hensley Associates	P	P	P	
Mike Karbassi Fresno City Council	P	P	P	
Kurt Madden Career Nexus	P	P	P	
Wyatt Meadows Operating Engineers Local 3	A	P	A	
Terry Metters, Jr. Pacific Gas & Electric Company	P	P	A	
Scott Miller Gazebo Gardens, Inc.	A	P	P	
Dennis Montalbano German Auto Repair	A	P	P	
Alisha Morgan Kaiser Permanente	P	P	P	
Joe Olivares TransAmerica	P	P	P	
Sal Quintero Fresno County Board of Supervisors	P	P	P	
Chuck Riojas Fresno, Madera, Tulare, Kings Building Trades	P	A	P	
Vasili Sotiropulos Hyatt Real Estate	P	P	A	



**FRESNO REGIONAL WORKFORCE DEVELOPMENT BOARD  
2024 ATTENDANCE RECORD**

<b>DIRECTORS</b>	<b>6/6/2024</b>	<b>6/5/2024</b>	<b>9/4/2024</b>	<b>12/4/2024</b>
Sandra Vicente Union Bank	P	P	P	
Lydia Zabrycki CAPTRUST	P	P	A	
Chris Zeitz Fresno County Economic Development Corporation	P	P	P	
Ken Price (Counsel) Baker, Manock & Jensen	P	P Doug Jensen	P	

P = Present

A = Absent

-- = Not a Member at Time of Meeting

xx = Meeting Canceled

**FRESNO REGIONAL WORKFORCE DEVELOPMENT BOARD**  
**2025 MEETING SCHEDULE**

	<b>Executive Committee  3:00 p.m.</b>	<b>FAWIC Board  3:00 p.m.</b>	<b>Adult Council  4:00 p.m.</b>	<b>Skills Development Council 4:00 p.m.</b>	<b>Youth Council  4:00 p.m.</b>	<b>Workforce Development Board 4:00 p.m.</b>
JAN	1/15	1/15	1/23			
FEB				2/05	2/20	
MAR						3/05
APR	4/16	4/16				
MAY			5/22	5/07	5/15	
JUN						6/04
JUL	7/16	7/16	7/24			
AUG				8/06	8/21	
SEP						TBD
OCT	10/15	10/15	10/23			
NOV				11/05	11/20	
DEC						12/03

The FAWIC Board meets immediately after the Executive Committee.

**All meetings will be held at the America's Job Centers of California - 3170 West Shaw Avenue, Fresno, CA 93711**

# FRESNO REGIONAL WORKFORCE DEVELOPMENT BOARD

AGENDA ITEM:	9
MEETING DATE:	December 4, 2024
ACTION:	APPROVE

---

2125 Kern Street, Suite 208 • Fresno, CA 93721 • (559) 490-7100 • Fax (559) 490-7199 • [www.frwdb.net](http://www.frwdb.net)

**TO:** Fresno Regional Workforce Development Board

**FROM:** Blake Konczal, Executive Director

**SUBJECT:** Approval of the September 11, 2024, Special Meeting Minutes

**RECOMMENDATION:**

Approve the minutes of the September 11, 2024, special meeting of the Fresno Regional Workforce Development Board.

**ATTACHMENT:**

September 11, 2024, Special Meeting Minutes



# FRESNO REGIONAL WORKFORCE DEVELOPMENT BOARD

Workforce Development Board  
September 11, 2024 @ 4:00 p.m.  
SPECIAL MEETING

## SUMMARY MINUTES

The meeting was called to order at 4:00 p.m.

ROLL CALL: PRESENT – Shayn Anderson, Stephen Avila, Edgar Blunt, Alysia Bonner, Rodney Branch, Douglas Dart, Carole Goldsmith, Jeff Hensley, Mike Karbassi, Kurt Madden, Scott Miller, Dennis Montalbano, Alisha Morgan, Joe Olivares, Sal Quintero, Chuck Riojas, Sandra Vicente, Chris Zeitz, and Legal Counsel Ken Price.

ABSENT – Lacy Barnes, Wyatt Meadows, Terry Metters, Jr., Vasili Sotiropoulos, and Lydia Zabrycki.

COMMENTS BY FRWDB CHAIR  
AND/OR EXECUTIVE STAFF: None

AGENDA CHANGES  
REMOVAL OF ITEMS OR  
EMERGENCY ADDITIONS: None

ABSTENTIONS/ DISCLOSURES OF  
POTENTIAL CONFLICTS  
OF INTEREST/RECUSALS: None

PUBLIC COMMENTS: None

### Item Description/Action Taken

#### 6. Committee Reports

Executive Committee: Director Montalbano reported that the Executive Committee (Committee) met on July 17<sup>th</sup>, when they reviewed and accepted the May 2024 Financial Report and Agency Budget and Expenditures Reports. The Committee also met in closed session to discuss the Fresno Regional Workforce Development Board (FRWDB) Executive Director's annual performance evaluation.

Skills Development Council: Director Hensley shared that the Skills Development Council met on August 7<sup>th</sup>. The Council was presented with overviews on several topics: Individual Training Accounts; special grants training, which focused on the ValleyBuild program; staff trainings, past and future; and discretionary grants. Staff from the FRWDB's Fatherhood program shared information about the program's curriculum and showed a video highlighting Fatherhood program participants.

This was an information item.

## **7. Board Member Spotlight**

Director Rodney Branch, Principal, Fresno Adult School, shared a PowerPoint highlighting Fresno Adult School (FAS) and some of its programs. Director Branch stated that the average age of students enrolled at FAS was 37. He talked about the wide range of programs offered through FAS, including the English as a Second Language (ESL) program that included a citizenship component. He noted that FAS was one (1) of two (2) adult schools in the nation that offer classes to prepare individuals for their citizenship examination. He stated that FAS collaborates with many different organizations in the community, including schools throughout the district from elementary to high school. FAS teachers are located on some of those campuses to offer ESL and High School Equivalency classes for parents who are dropping their children off for school. FAS has nine (9) computer labs and currently run two (2), 52-week Licensed Vocational Nurse cohorts.

Director Branch introduced FAS Community Education Program Manager, Mai Her, who shared about their Community Education Program. Some of the activities available to the community through this program included physical fitness, Tai Chi, ball room dancing, orchestra and jazz band. She shared that this year the Community Education Program would be introducing cultural celebrations. Those celebrations would include Latin X Heritage Celebration on September 25, Hmong New Year Celebration on December 13, Black History Month will be celebrated in February, Cesar Chavez's Birthday will be celebrated on March 31, the Tai Laos Cambodian New Year Celebration in April, and then a multicultural celebration in May.

Director Branch shared a television commercial about Fresno Adult School, and he noted that it was airing in Spanish in addition to English.

This was an information item.

## **8. In the Community – Marketing Update**

Diane Jensen, Marketing Coordinator, FRWDB, provided highlights of recent marketing activities and events that occurred during the First Quarter of PY 2024-2025.

**Billboards:** Ms. Jensen stated that the FRWDB continued to use Billboards to share information about its services and programs. She indicated that there were billboards in Parlier, Kerman, and two (2) on Highway 99. The billboards have been a very successful tool to share information about the FRWDB.

**Business Journal:** The FRWDB's relationship with The Business Journal will continue, with a focused effort in highlighting the FRWDB's Business Services Center and outreach efforts for Workforce Connection services. The FRWDB will be doing advertisements on The Business Journal's social media and website, as well as through promotional e-blasts to every subscriber of the Business Journal.

**Television:** The FRWDB is partnering with Fox 26, where commercials for Rapid Response and recently unemployed individuals and Workforce Innovation and Opportunity Act (WIOA) services were in the process of being created. FRWDB will work with Fox 26 to geo-target a two (2) mile radius around Olam Spice and Big Lots in Firebaugh, along with the zip codes in Mendota and Kerman. In the near future, the FRWDB Business Services Center will have a weekly spotlight on Fox 26.

**Radio:** The FRWDB would be continuing its relationship with iHeart Radio, which includes monthly Facebook Live events on iHeart's page, highlighting different FRWDB programs.

Recent Events: Ms. Jensen shared about the events the FRWDB sponsored over the past quarter. Those activities included: Ten (10) outreach events in Fresno, nine (9) outreach events in rural west side of Fresno County, and four (4) events on the rural east side of the County; the Rapid Response team held 11 orientations; and Interview and Resume Workshops, which were held in partnership with the State Center Community College District Training Center. In partnership with the Kern Inyo Mono Workforce Development Board, the FRWDB held the Valley Build Construction Ag and Oil Expo in Kern County. Twenty-eight employers participated and there were 346 job seekers who attended. In September, the FRWDB had six (6) presentations at the California Workforce Association's Meeting of the Minds conference. Mr. Konczal, Directors Avila, Blunt and Madden were among the presenters.

Upcoming Events: Ms. Jensen shared events upcoming in the next quarter: Two (2) Workforce Wellness Workshops: one (1) to focus on boosting confidence and staying positive during job search and the second, managing stress and finding balance during unemployment; two (2) booths at the Central Valley Women's Conference: one (1) for Workforce Connection and one (1) for Valley Build; the East Side Career Fair in Parlier; the All Staff Conference; the City Bus Tour to the rural areas being impacted by the Cantua Creek Hydrogen Plant; a West Side Career and Training Fair in Kerman; the Holiday Mixer; and the Greater Sierra Forestry Corps graduation and Valley Build graduation, both in December.

Ms. Jensen shared the Adult Achievement Award Winner video, featuring participant Stephanie Moreno, who had lost her job due to the Bitwise closure. Ms. Jensen concluded the update by showing the FRWDB's Tik Tok video "Making a Splash in Your Career", featuring Martha Espinosa, FRWDB Deputy Director of Marketing, Grants and Business Initiatives.

This was an information item.

**9. Approval of the June 5, 2024, Meeting Minutes**

**OLIVARES/BLUNT – APPROVED THE JUNE 5, 2024, MEETING MINUTES. (UNANIMOUS)**

**10. July 2024 Financial Report**

Mr. Konczal presented the July 2024 Financial Report for the FRWDB's acceptance. He reviewed the grants that were highlighted in the agenda item, noting that some of the grants showed low expenditure rates. He indicated that FRWDB staff had no concerns with the report and anticipated that the grants would be fully expended.

**RIOJAS/KARBASSI – ACCEPTED THE JULY 2024 FINANCIAL REPORT. (UNANIMOUS)**

**11. Fresno Regional Workforce Development Board Election**

Chair Montalbano shared that FRWDB elections would be held at the December 4, 2024, FRWDB meeting. Chair Montalbano asked Director Hensley to Chair an Ad Hoc Nominating Committee. Chair Montalbano stated that if members had questions or were interested in running for one (1) of the three (3) available positions: Chair, First Vice Chair or Second Vice Chair, to contact him or Director Hensley. These seats have two (2) year terms.

This was an information item.

**12. Participant Flow Videos**

Jose Espinoza, Staff Training Manager, FRWDB, shared with the Directors that he and other FRWDB and partner staff had been working on a series of 12 Participant Flow videos. These videos were developed as a tool for participants and new staff to more easily understand the complex Workforce process. The videos are under two (2) minutes each and each one focuses on a different step in the

process. The videos listed in order are: Basic Career Services, Orientation, SRT Interview, WIOA Grant Eligibility, Needs Assessment, Job Readiness Workshop, Career Assessments, Employment Plan, Career Training, Job Readiness Evaluation, Job Ready- Job Search, and Retention. Mr. Espinoza shared three (3) of the videos with the Directors. He noted that the videos are also available in Spanish.

Director Avila asked if the videos could be accessed via the FRWDB or Workforce Connection website. Mr. Espinoza shared that the videos were currently available on the Resource Room computers, but that he would check about making them available on the website.

This was an information item.

**13. Fresno Regional Workforce Development Board Attendance Policy**

Legal Counsel Ken Price, Baker Manock & Jensen, briefly reviewed the FRWDB's attendance policy with the Directors. He reminded them that the FRWDB is a Joint Powers Authority between the City of Fresno and the County of Fresno, and that when the FRWDB was developing its Bylaws, they adopted the strictest attendance policy of the two (2) bodies. He explained that the Bylaws state that there is a mandatory resignation if a Director misses more than two (2) regularly scheduled meetings in a calendar year due to unexcused absences. He reviewed the criteria for an excused absence, which is illness, absence from the County of Fresno, or extreme weather conditions. After the second unexcused absence, a Director will receive a letter from the FRWDB explaining the policy with a copy of the Bylaws and that upon the next unexcused absence, it would be an automatic resignation from the FRWDB.

Mr. Price added that for the FRWDB's Committees and Councils, there is a more permissive attendance policy where if members miss more than three (3) regularly scheduled Committee or Council meetings during a calendar year, they will be deemed to have resigned from the FRWDB.

This was an information item.

**14. Consent Items (A1 – C1)**

**MADDEN/OLIVARES – APPROVED THE CONSENT ITEMS A1 – C1. (UNANIMOUS)**

**15. Recognition of Board Anniversaries**

Chair Montalbano recognized Directors for their years of service on the FRWDB with a presentation of certificates. He recognized Directors whose anniversaries occurred in the months of July through September: Rodney Branch – one (1) year; Scott Miller - ten (10) years; Joe Olivares – 19 years; and Jeffrey Hensley – 20 years.

Mr. Konczal then presented Chair Montalbano with a certificate recognizing his 20 years on the FRWDB.

This was an information item.

**16. Information Sharing**

No information was shared.

**17. Agenda Items for December 4, 2024, Meeting**

No items were suggested for the December 4, 2024, FRWDB meeting agenda.

**18. Meeting Feedback**

No meeting feedback was provided.

The meeting was adjourned at 5:16 p.m.



# FRESNO REGIONAL WORKFORCE DEVELOPMENT BOARD

AGENDA ITEM:	10
MEETING DATE:	December 4, 2024
ACTION:	ACCEPT

2125 Kern Street, Suite 208 • Fresno, CA 93721 • (559) 490-7100 • Fax (559) 490-7199 • www.frwdb.net

**TO:** Fresno Regional Workforce Development Board  
**FROM:** Blake Konczal, Executive Director  
**SUBJECT:** October 2024 Financial Report

## **RECOMMENDATION:**

Accept the Fresno Regional Workforce Development Board (FRWDB) October 2024 Financial Report.

## **REASON FOR RECOMMENDATION:**

The attached financial report summary and charts display year-to-date financial information through October 31, 2024.

- Quality Jobs, Equity, Strategy and Training (QUEST): This grant received a no cost extension to September 30, 2025; it is 85.22% expended at \$639,152 with an unspent amount of \$110,848.
- Fatherhood – Department of Health and Human Services (HHS): This grant has a five (5)-year term, with year four (4) concluding September 29, 2024. FRWDB was awarded funding for the fifth (5<sup>th</sup>) year of the grant in the amount of \$749,999 for the period of September 30, 2024, to September 29, 2025, with no additional renewal options. As of October 31, 2024, it was \$19,054 expended.
- Equal Representation in Construction Apprenticeship (ERiCA): This grant ends June 30, 2025; it is 20.04% expended at \$360,761 with an unspent amount of \$1,439,239. This grant had a slow start-up; however, FRWDB staff anticipate spending the grant by June 30, 2025. Enrollments are up and as enrollments increase, childcare stipends will increase.
- Student Training and Employment Program (STEP): The first-year funding of \$745,002 will end December 31, 2024; it is 24.44% expended at \$182,082, which includes operational costs through October 2024. Paid work experience costs of \$36,197 have been expended, which brings the total grant to 29.30% expended at \$218,279. FRWDB staff is anticipating \$443,282 in unspent funds at the end of the contract, which will be carried over to the second year beginning in January 2025.
- Additional Assistance (AA) Project: This grant ends April 30, 2025, and includes \$1,200,000 for FRWDB and \$1,100,000 for State Center Community College District (SCCCD). It is 24.77% expended at \$569,731 with an unspent amount of \$1,730,269. FRWDB staff are currently working with the State of California Employment Development Department Workforce Services to modify the contract, which will de-obligate funds from the State Center Community College District portion of the contract, which is currently estimated at \$909,499. This will reduce the unspent funds to \$820,769.
- Staff have no concerns with other grant expenditures.

## **ATTACHMENT:**

October 2024 Financial Report

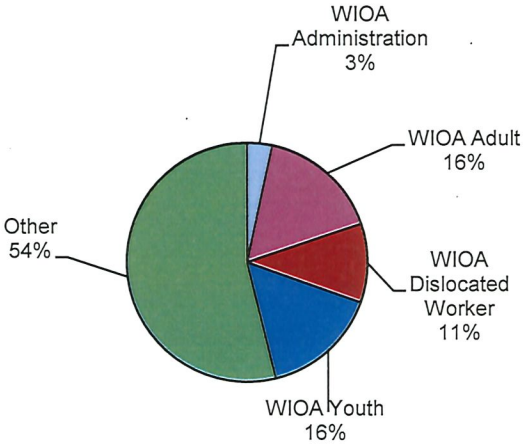
**FRESNO REGIONAL WORKFORCE DEVELOPMENT BOARD**  
**Summary Financial Report**  
**October 2024**

GRANT	TERM	Total Grant Amount	Prior Year(s) Expended	Current Plan Year to Date Expenditures	Percent Expended	Unspent Committed Funds
WIOA ADMINISTRATION	07/01/2024 - 06/30/2025	1,713,073		516,374	30.14%	1,196,699
* WIOA ADULT	07/01/2024 - 06/30/2025	8,233,500		1,817,331	22.07%	6,416,169
* WIOA DISLOCATED WORKER	07/01/2024 - 06/30/2025	5,326,313		1,233,228	23.15%	4,093,086
* WIOA YOUTH	07/01/2024 - 06/30/2025	7,879,042		1,898,885	24.10%	5,980,157
*WIOA RAPID RESPONSE & Layoff Aversion	07/01/2024 - 06/30/2025	556,082		87,745	15.78%	468,337
QUEST - Quality Jobs-Equity-Strategy-Training-(NDWG)	10/01/2022 - 09/30/2025	750,000	511,415	127,737	85.22%	110,848
Fatherhood - HHS	09/30/2024 - 09/29/2025	749,999		19,054	2.54%	730,945
Valley Build Earmark - Assembly Bill No. 178	04/01/2023 - 12/31/2025	3,000,000	710,961	366,573	35.92%	1,922,466
CAL FIRE - Round 2	03/24/2023 - 03/31/2026	1,973,615	364,003	171,597	27.14%	1,438,015
HRCC: Resilient Workforce (RWF)	06/01/2023 - 03/31/2026	8,825,127	1,540,165	681,612	25.18%	6,603,350
Regional Equity and Recovery Partnership (RERP)	12/01/2022 - 09/30/2025	1,050,729	2,364	77,782	7.63%	970,583
Prison to Employment (P2E) 2.0	07/11/2023 - 12/31/2025	719,723	58,810	145,945	28.45%	514,968
ERiCA-Equal Representation in Construction Apprenticeships	05/01/2023 - 06/30/2025	1,800,000	72,683	288,078	20.04%	1,439,239
High Road Training Partnerships (HRTF - RWF)	05/15/2023 - 03/31/2026	2,500,000	185,700	232,549	16.73%	2,081,751
Student Training and Employment Program (STEP)	02/24/2024 - 12/31/2024	745,002	54,849	127,233	24.44%	562,920
HRCC - Rnd 2 - Foundations	12/13/2023 - 06/30/2025	185,000	6,296	8,971	8.25%	169,733
Additional Assistance (AA) Project	06/01/2023 - 04/30/2025	2,300,000	271,420	298,311	24.77%	1,730,269
Good Jobs Challenge - American Rescue Plan	06/01/2023 - 09/30/2027	1,807,383	201,493	100,680	16.72%	1,505,210
ELL Integrated Education and Training	10/01/2023 - 12/31/2026	3,330,000	8,221	257,850	7.99%	3,063,929
EMS Corps Planning Grant - Public Works Alliance (PWA)	05/29/2024 - 01/31/2027	1,270,000	-	8,121	0.64%	1,261,879
<b>TOTAL FUNDING</b>		<b>54,714,588</b>	<b>3,988,380</b>	<b>8,465,656</b>	<b>22.76%</b>	<b>42,260,552</b>

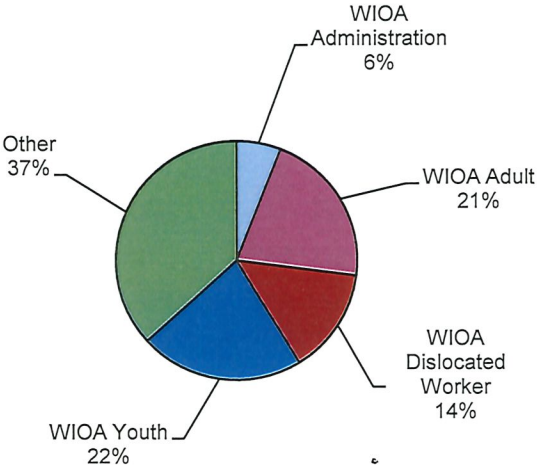
\* Total Grant Amount includes ESTIMATED carryover from Prior Plan Year 23 - 24  
Due to spreadsheet formula rounding calculations, totals may be off by \$1 or \$2

**FRESNO REGIONAL WORKFORCE DEVELOPMENT BOARD**  
**FINANCIAL REPORTS**  
**October 2024**

**FRWDB Committed Funds**  
**Fiscal Year 2024-2025**

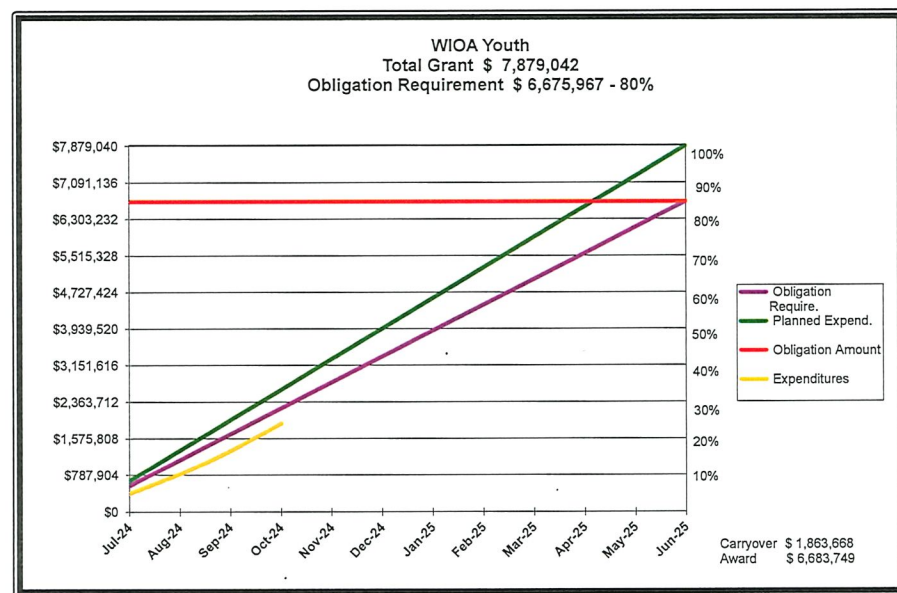
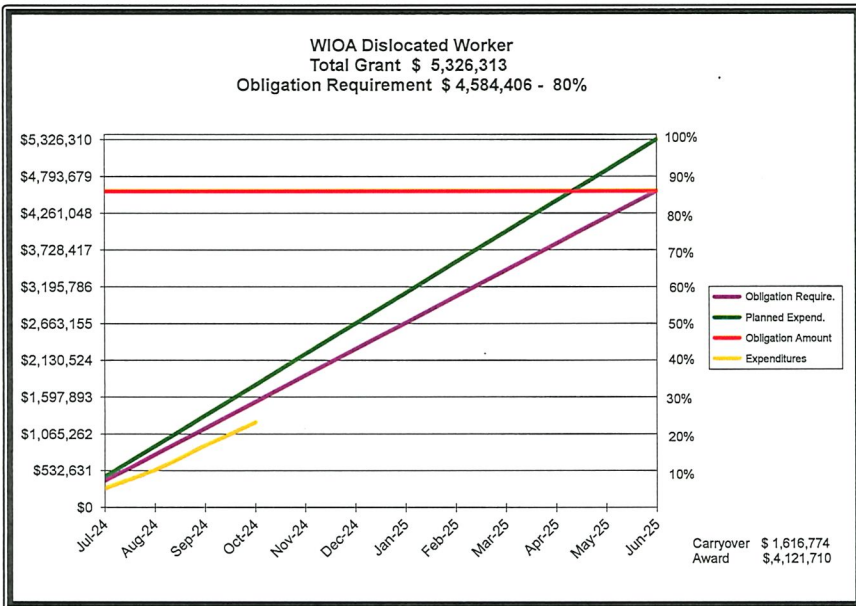
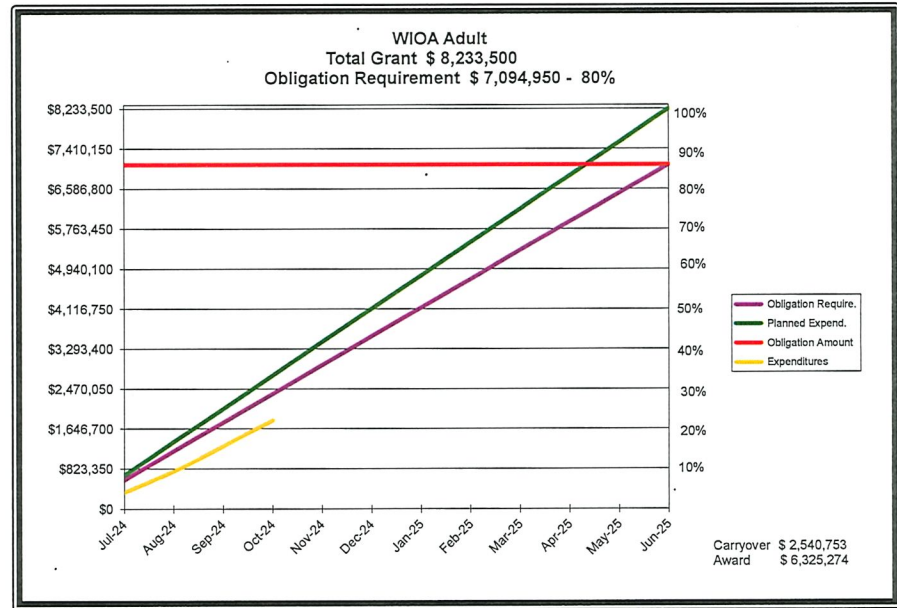
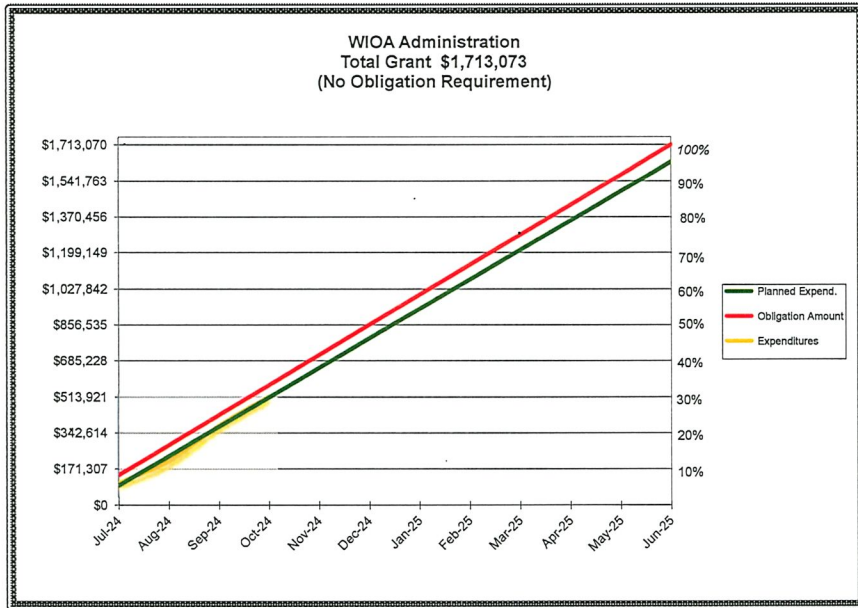


**FRWDB Expenditures**  
**Fiscal Year 2024-2025**



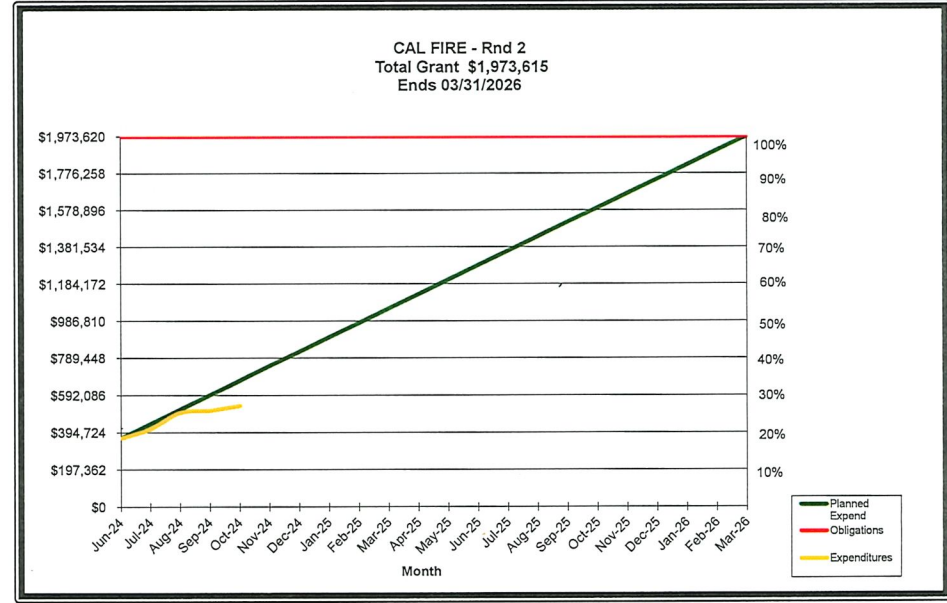
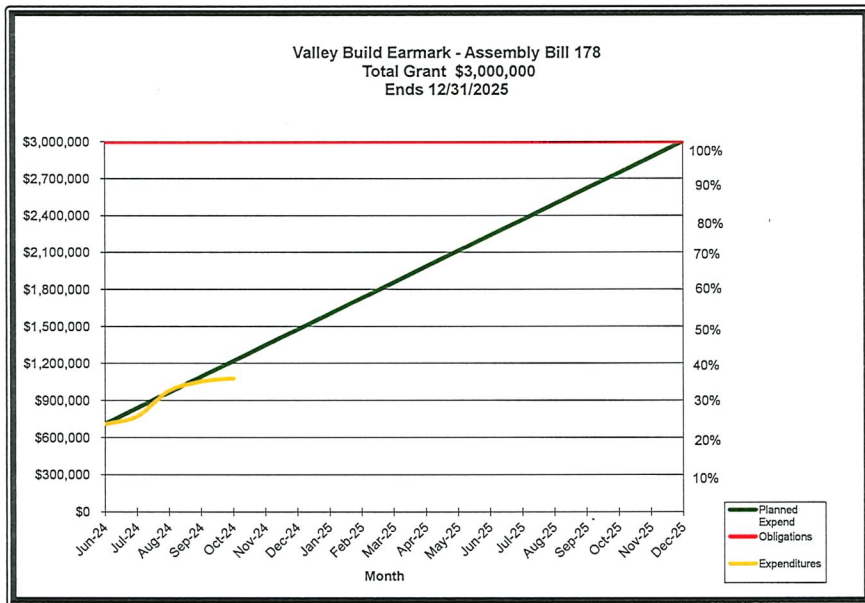
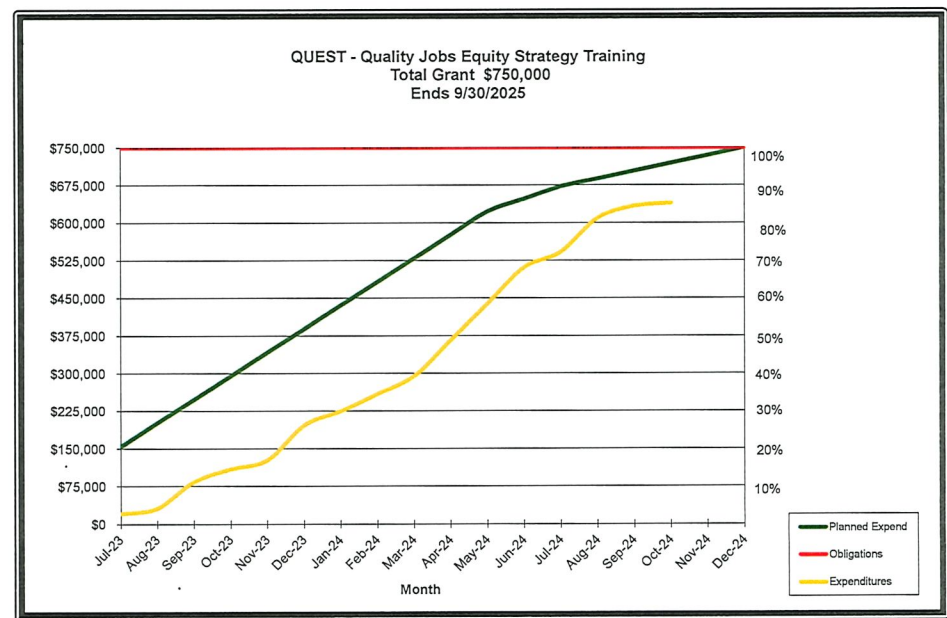
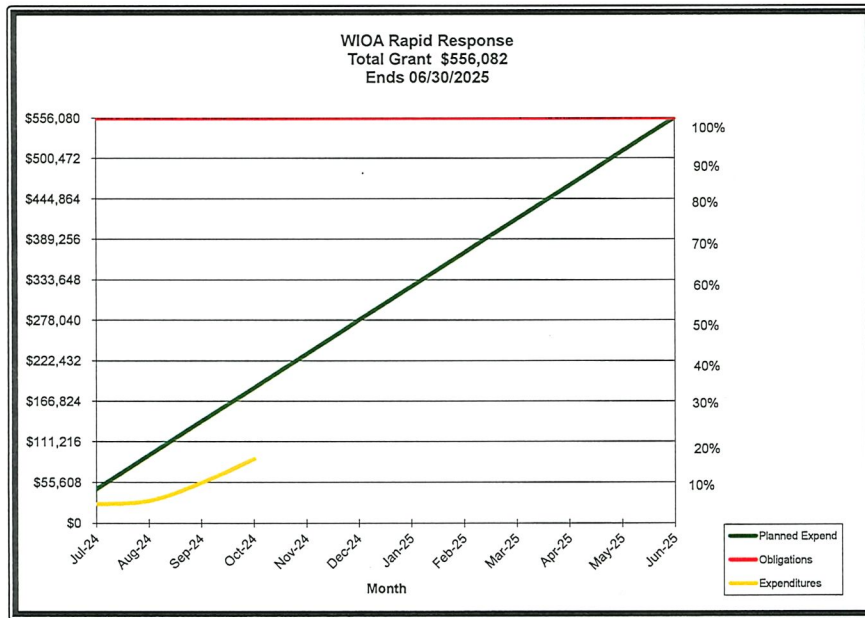
# FRESNO REGIONAL WORKFORCE DEVELOPMENT BOARD FINANCIAL REPORTS

October 2024



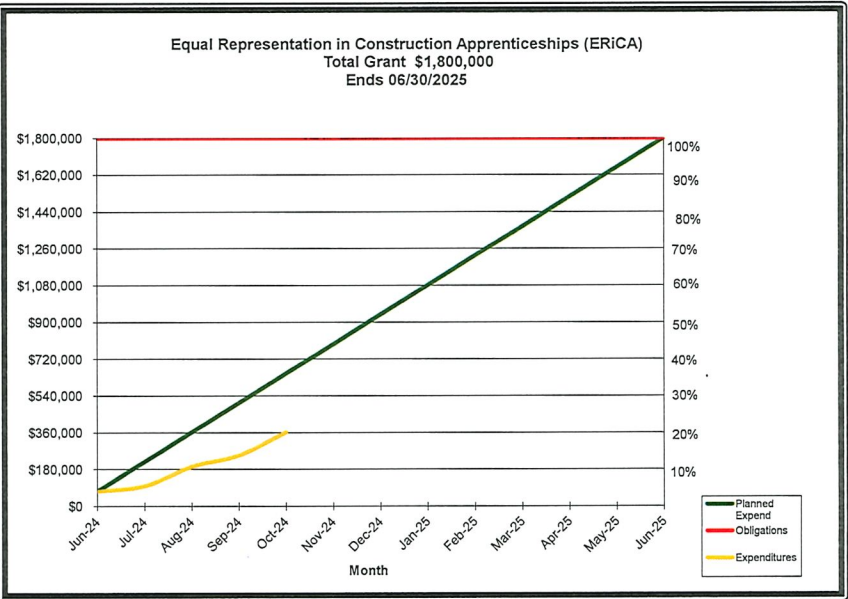
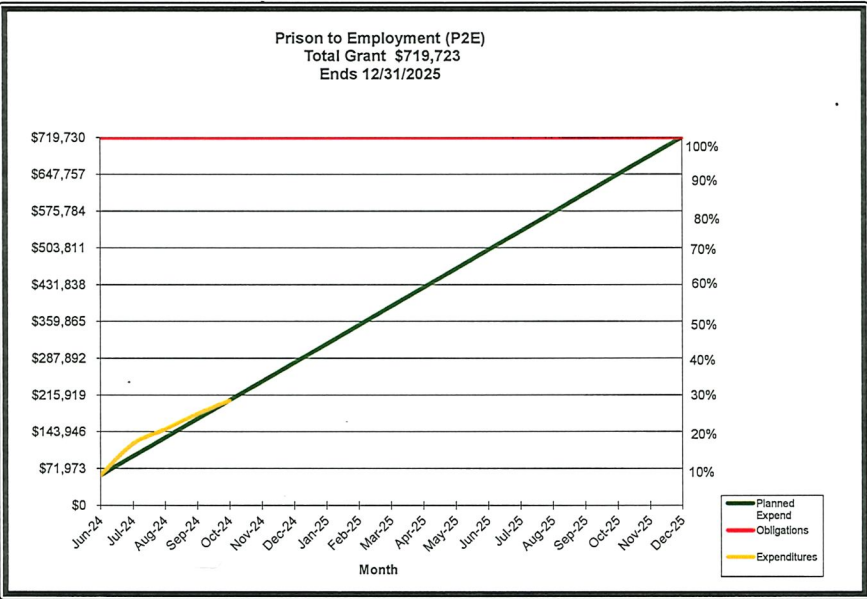
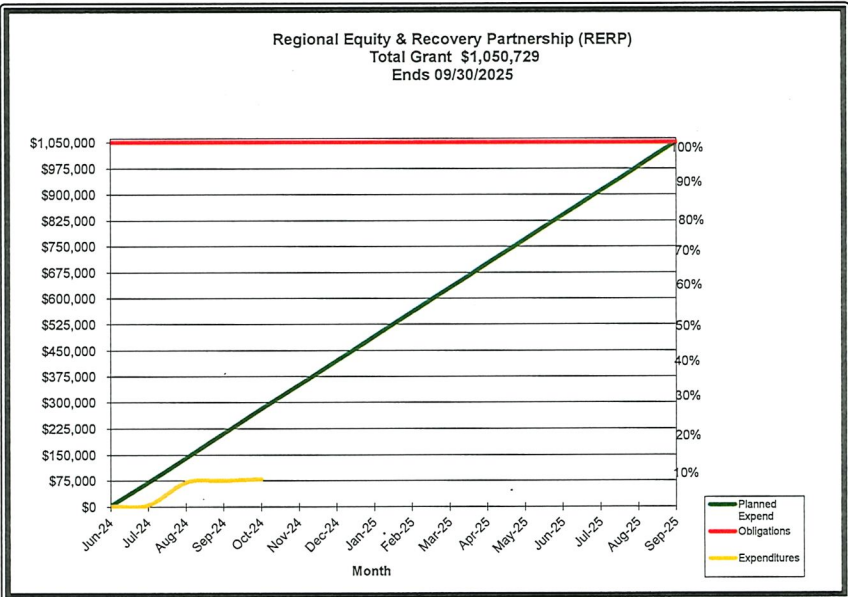
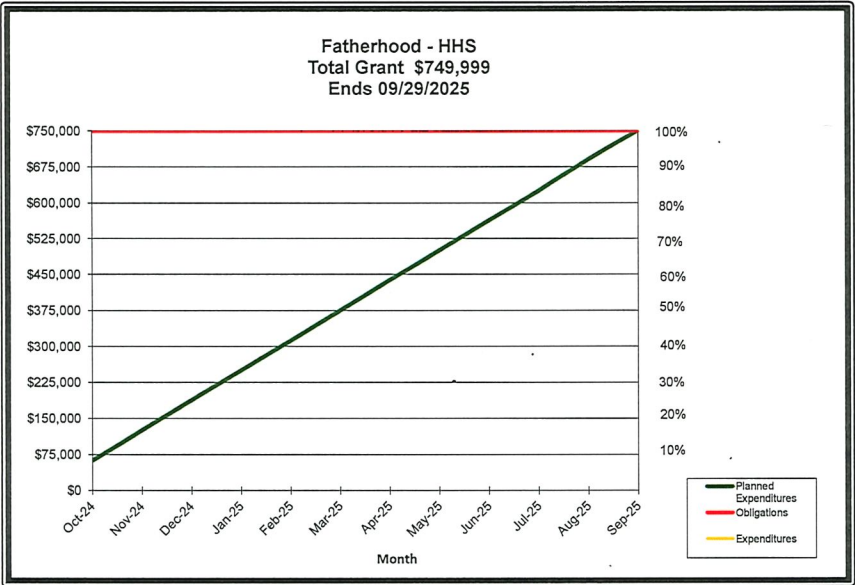
# FRESNO REGIONAL WORKFORCE DEVELOPMENT BOARD FINANCIAL REPORTS

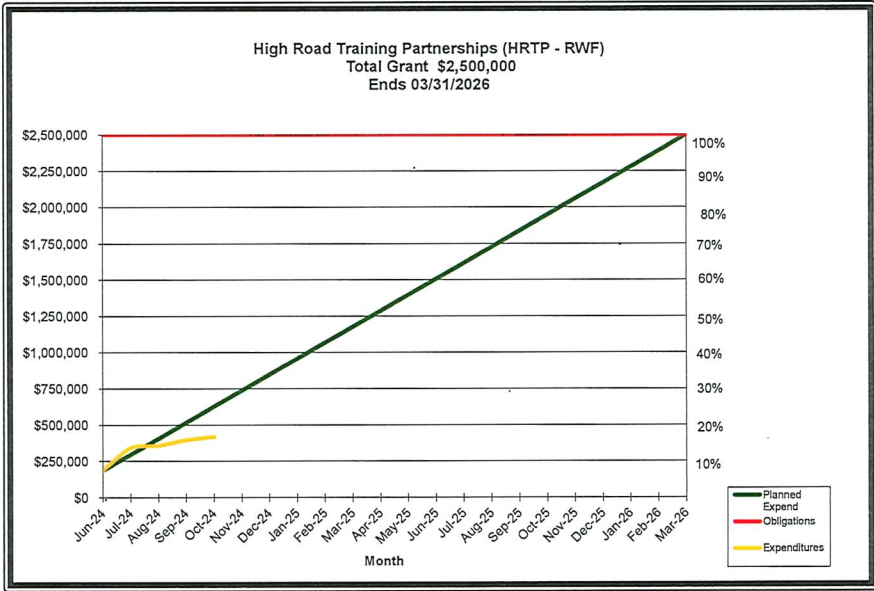
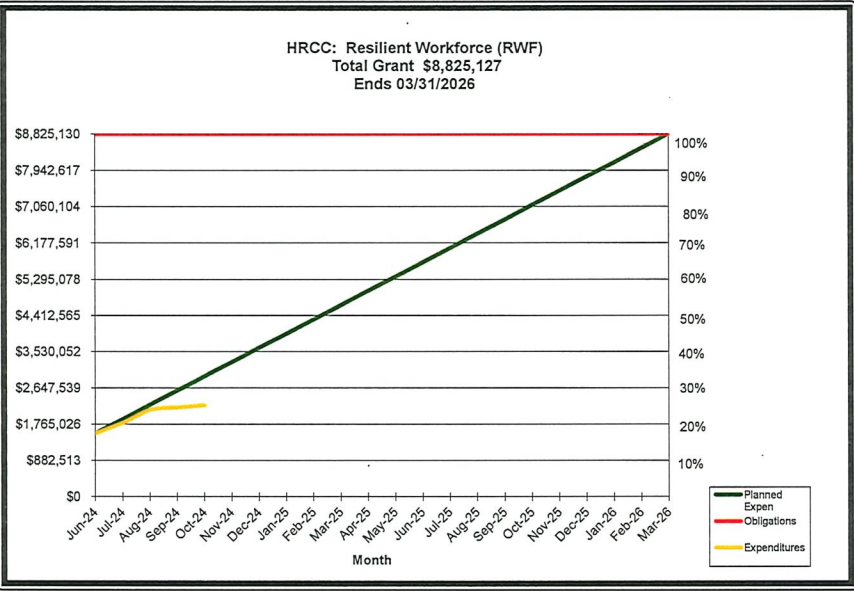
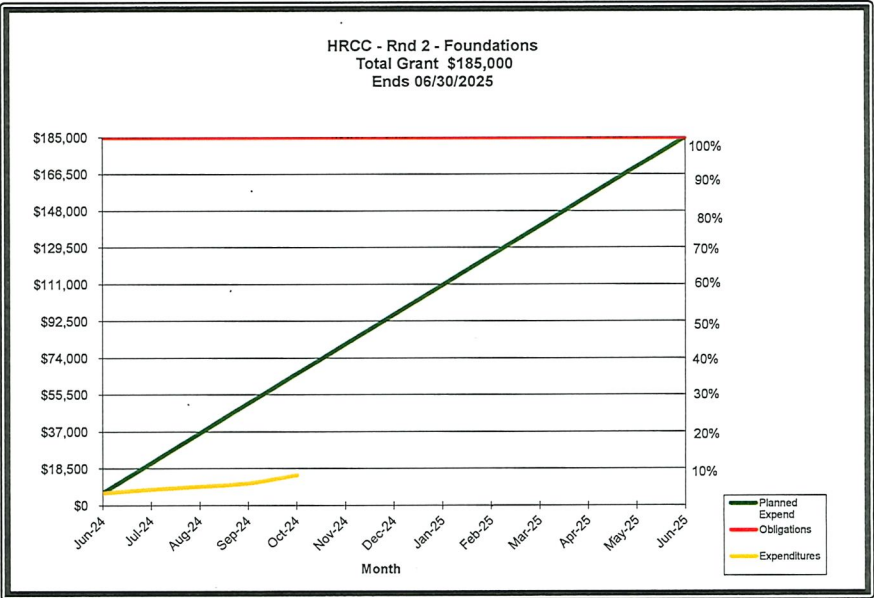
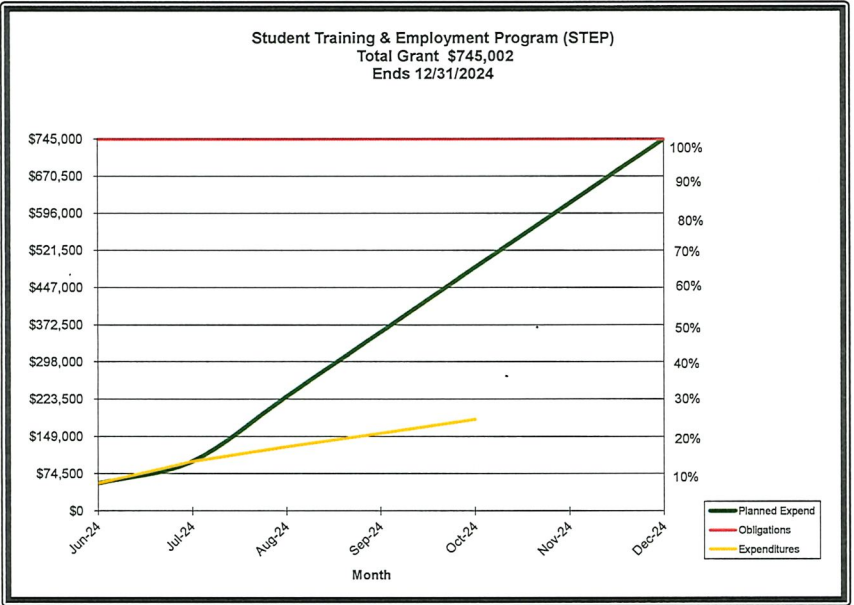
October 2024





October 2024





# FRESNO REGIONAL WORKFORCE DEVELOPMENT BOARD

AGENDA ITEM:	12
MEETING DATE:	December 4, 2024
ACTION:	APPROVE

2125 Kern Street, Suite 208 • Fresno, CA 93721 • (559) 490-7100 • Fax (559) 490-7199 • [www.frwdb.net](http://www.frwdb.net)

---

**TO:** Fresno Regional Workforce Development Board  
**FROM:** Blake Konczal, Executive Director  
**SUBJECT:** Fresno Regional Workforce Development Board First Quarter Meeting Schedule Revision

**RECOMMENDATION:**

Approve a revision to the Fresno Regional Workforce Development Board's (FRWDB) regularly scheduled First Quarter meeting.

**REASON FOR RECOMMENDATION:**

For the past several years, due to the timing of the California Workforce Association's Meeting of the Minds Conference held during the first week of September, the FRWDB has had to reschedule its First Quarter meeting, which is regularly scheduled on the first Wednesday of September. FRWDB staff is recommending that the FRWDB meeting schedule be revised so that the First Quarter meeting would be held on the second Wednesday of September, rather than the first Wednesday of September.



# FRESNO REGIONAL WORKFORCE DEVELOPMENT BOARD

AGENDA ITEM:	13
MEETING DATE:	December 4, 2024
ACTION:	ELECT

2125 Kern Street, Suite 208 • Fresno, CA 93721 • (559) 490-7100 • (559) 490-7199 • [www.frwdb.net](http://www.frwdb.net)

---

**TO:** Fresno Regional Workforce Development Board

**FROM:** Dennis Montalbano, Chair

**SUBJECT:** Election of Fresno Regional Workforce Development Board Chair, First Vice Chair, Second Vice Chair, and Two At-Large Members for the Executive Committee

## **RECOMMENDATION:**

Elect the Fresno Regional Workforce Development Board (FRWDB) Chair, the FRWDB First Vice Chair, the FRWDB Second Vice Chair one (1) City of Fresno At-Large Executive Committee member, and one (1) County of Fresno At-Large Executive Committee member.

## **REASON FOR RECOMMENDATION**

Article VII of the FRWDB Bylaws state that the officers of the FRWDB shall consist of a Chair, a First Vice Chair, and a Second Vice Chair that shall be voted on by the majority of the Directors and serve two (2) year terms. Section 7.02 "Qualifications of Officers" states that "any member of the Board of Directors of the FRWDB is qualified to be an officer of the FRWDB; provided, however, that the Chair and Vice Chairs shall be private sector business representatives serving on the Board, in accordance with Section 107(b)(3) of the WIOA."

Article VI Section 6.03 of the FRWDB Bylaws indicates that the Executive Committee shall consist of the Local Board Chair, First Vice Chair, Second Vice Chair, one (1) of the County elected officials appointed to the FRWDB by the County of Fresno Board of Supervisors, one (1) of the City elected officials appointed to the FRWDB by the City of Fresno, one (1) at-large Board Member from Fresno City appointees, one (1) at-large Board Member from Fresno County appointees, the appointed chair of the Youth Council, the appointed chair of any standing committee, and the Chair Emeritus. A minimum of three (3) of the members of the Executive Committee who are not elected officials appointed to the FRWDB by the Fresno County Board of Supervisors or the City of Fresno must be non-residents of the City of Fresno.

The FRWDB Chair will report out the recommendations of the ad hoc nominating committee.

# Consent Items Submitted by the Adult Council

## **MISSION:**

To procure, oversee, evaluate, and continuously improve a One-Stop system that provides employers with qualified job seekers and a means by which job seekers are able to achieve self-sufficiency.

# FRESNO REGIONAL WORKFORCE DEVELOPMENT BOARD

AGENDA ITEM:	A1
MEETING DATE:	December 4, 2024
ACTION:	APPROVE

2125 Kern Street, Suite 208 • Fresno, CA 93721 • (559) 490-7100 • Fax (559) 490-7199 • [www.frwddb.net](http://www.frwddb.net)

**TO:** Fresno Regional Workforce Development Board

**FROM:** Adult Council

**SUBJECT:** Workforce Innovation and Opportunity Act Adult and Dislocated Worker Carryover Funding Recommendations for Program Year 2024-2025

## **RECOMMENDATION:**

Approve the revised allocation of additional Workforce Innovation and Opportunity Act (WIOA) Adult and Dislocated Worker funds for Program Year (PY) 2024-2025 in the amount of \$4,369; and the reconciled reduction of carryover funds in the amount of \$572,894 as outlined below.

The Adult Council approved this recommendation on October 24, 2024.

## **REASON FOR RECOMMENDATION:**

The Employment Development Department (EDD), Workforce Services Division (WSD), released WIOA Formula Planning Estimate Allocations for PY 2024-2025 on May 15, 2024 (Attachment I). These allocations were based on the estimated allotment levels issued by the U.S. Department of Labor, Employment and Training Administration, to the states on February 12, 2024.

Then on June 6, 2024, the EDD WSD released the WIOA Formula Allocations for PY 2024-2025 (Attachment II), which increased the award by \$4,369, bringing the total allocation of Adult and Dislocated Worker funds for PY 2024-2025 to \$10,446,984.

The fiscal closeout for PY 2023-2024 has been finalized. The WIOA Adult and Dislocated Worker programs have a reconciled total of \$4,157,527 of carryover funds, a reduction of \$572,894 from the initial estimated carryover amount of \$4,730,421.

The Adult Council recommends that the Fresno Regional Workforce Development Board approve the revised budget allocations as outlined in Column D of Attachment III. Approval of the revised PY 2024-2025 funding allocations will result in the following:

- Increase in the amount of \$153 to the Community Outreach/Marketing Budget to maintain three and a half percent (3.5%) of total funding.
- Decrease program income in the amount of \$79,967 due to timing of partner payments.
- Increase in the amount of \$131 to maintain a three percent (3%) carryover of total funding to PY 2025-2026.
- Increase current PY 2024-2025 Training Pool by \$1,310 to meet the minimum 30% training allocation as mandated by the State of California.
- Decrease in the amount of \$650,086 due to the reconciled prior PY training reserve.

**FISCAL IMPACT:**

Approval of this item will increase an additional \$4,369 of WIOA Adult and Dislocated Worker funds and reduce \$572,894 of carryover funds for PY 2024-2025. The net reduction of \$568,525 will allocate a net increase of \$80,251 to operational costs and a net decrease of \$648,776 to the current and prior PY participant training pool/reserve.

**ATTACHMENTS:**

ATTACHMENT I: WIOA Formula Planning Estimate Allocations - PY 24-25

ATTACHMENT II: WIOA Title I Formula Allocations - PY 24-25

ATTACHMENT III: WIOA Adult and Dislocated Revised Allocations for Program Year 2024-2025

# WIOA Formula Planning Estimate Allocations – PY 24-25

## Workforce Services Information Notice

WSIN23-43

Issued: May 15, 2024

The Employment Development Department has released the Workforce Innovation and Opportunity Act (WIOA) Title I formula fund allocations for each Local Workforce Development Area (Local Area), for the Adult, Youth, and Dislocated Worker funding streams for Program Year (PY) 2024-25. These allocations are based on the estimated allotment levels issued by the U.S. Department of Labor, Employment and Training Administration to the states in [Training and Employment Notice 19-23 \(PDF\)](#), dated February 12, 2024. These allotment levels are provided as an estimate for planning purposes and will change based on the enacted PY 24 full-year appropriation expected in April 2024. The planning estimates in this notice provide Local Areas with a general idea of how their funding will change in PY 24, assuming there are no major increases or decreases enacted by Congress.

The WIOA prescribes a specific method to calculate sub-state hold harmless levels which ensure that each Local Area receives no less than 90 percent of their average percentage share from the two prior years. These hold harmless provisions were established to help minimize year-to-year volatility in funding levels and limit any Local Area's year-over funding increase to 100 percent of their prior year allocation. The Local Areas that receive more than 100 percent of their average percentage share from the previous two years will be proportionately reduced by the amount of total funding necessary to ensure that all Local Areas receive at least 90 percent of their average percentage share from the two prior years.

The allotment to California and the amounts available for the formula allocation to its Local Areas are listed below. Youth, Adult, and Dislocated Worker Activities Program Estimate Allotments (attachment 1) reflects the total amount Local Areas will receive for each of the funding streams for PY 24-25. WIOA Planning Estimate Funding SFY 24-25 (attachment 2) provides a breakdown of how each of the three funding streams is allocated.

PY 24-25	Total Federal Allotment	Amount Available for Formula Allocation
Youth Program	\$145,963,305	\$124,068,810
Adult Program	\$141,099,237	\$119,934,352
Dislocated Worker Program	\$158,442,243	\$95,065,347
<b>Total</b>	<b>\$445,504,785</b>	<b>\$339,068,509</b>

If you have any questions, please contact the Financial Management Unit at [WSBFinancialManagementUnit@edd.ca.gov](mailto:WSBFinancialManagementUnit@edd.ca.gov).

/s/ KIMBERLEE MEYER, Chief  
Central Office Workforce Services Division

## Attachments

1. [Youth, Adult, and Dislocated Worker Activities Program Estimate Allotments \(PDF\)](#)
2. [WIOA Planning Estimate Funding SFY 24-25 \(PDF\)](#)

Workforce Innovation and Opportunity Act  
Youth, Adult, and Dislocated Worker Activities Estimated Allocations Program Year 2024 - 2025

Display Name	Round 1			Round 2		Grand Total
	Youth	Adult	Dislocated Worker	Adult	Dislocated Worker	
Alameda	\$1,652,944	\$239,548	\$318,456	\$1,357,439	\$1,804,584	\$5,372,971
Anaheim City	\$762,669	\$112,229	\$103,239	\$635,965	\$585,019	\$2,199,121
Contra Costa	\$1,755,483	\$252,222	\$297,706	\$1,429,257	\$1,686,998	\$5,421,666
Foothill	\$616,067	\$99,049	\$77,971	\$561,276	\$441,833	\$1,796,196
Fresno	\$6,680,223	\$948,390	\$618,002	\$5,374,212	\$3,502,011	\$17,122,838
Golden Sierra	\$751,041	\$113,839	\$154,307	\$645,090	\$874,405	\$2,538,682
Humboldt	\$442,405	\$56,673	\$41,561	\$321,145	\$235,510	\$1,097,294
Imperial	\$3,168,710	\$464,844	\$286,452	\$2,634,115	\$1,623,228	\$8,177,349
Kern, Inyo, and Mono	\$6,565,418	\$968,068	\$598,014	\$5,485,716	\$3,388,744	\$17,005,960
Kings	\$936,897	\$147,775	\$89,502	\$837,392	\$507,179	\$2,518,745
Los Angeles City	\$16,296,257	\$2,405,929	\$1,512,038	\$13,633,594	\$8,568,233	\$42,416,051
Los Angeles County	\$13,505,406	\$1,943,626	\$1,264,836	\$11,013,880	\$7,167,416	\$34,895,164
Madera	\$900,263	\$135,121	\$84,476	\$765,687	\$478,695	\$2,364,242
Merced	\$2,217,968	\$312,012	\$198,337	\$1,768,068	\$1,123,907	\$5,620,292
Monterey	\$2,513,644	\$368,424	\$310,438	\$2,087,734	\$1,759,149	\$7,039,389
Mother Lode	\$346,219	\$63,019	\$48,848	\$357,110	\$276,806	\$1,092,002
Workforce Alliance of the North Bay	\$969,172	\$152,983	\$150,571	\$866,902	\$853,236	\$2,992,864
NoRTEC	\$2,564,197	\$377,872	\$252,807	\$2,141,274	\$1,432,575	\$6,768,725
North Central Counties Consortium	\$1,438,438	\$215,541	\$149,429	\$1,221,402	\$846,764	\$3,871,574
NOVA	\$1,266,407	\$192,442	\$293,757	\$1,090,505	\$1,664,621	\$4,507,732
Oakland City	\$1,094,018	\$171,381	\$151,563	\$971,158	\$858,858	\$3,246,978
Orange	\$3,609,881	\$515,702	\$650,037	\$2,922,310	\$3,683,544	\$11,381,474
Pacific Gateway	\$1,859,804	\$266,071	\$176,111	\$1,507,737	\$997,965	\$4,807,688
Richmond City	\$301,305	\$47,101	\$40,527	\$266,906	\$229,654	\$885,493
Riverside	\$7,272,365	\$1,046,163	\$893,964	\$5,928,259	\$5,065,799	\$20,206,550
Sacramento	\$3,973,873	\$605,507	\$524,827	\$3,431,207	\$2,974,022	\$11,509,436
San Benito	\$272,236	\$39,561	\$34,435	\$224,177	\$195,129	\$765,538
San Bernardino	\$6,521,420	\$933,106	\$758,720	\$5,287,603	\$4,299,413	\$17,800,262
San Diego	\$6,730,362	\$967,588	\$950,821	\$5,483,001	\$5,387,984	\$19,519,756
San Francisco	\$1,410,309	\$222,316	\$270,644	\$1,259,792	\$1,533,648	\$4,696,709
San Joaquin	\$3,476,008	\$513,426	\$360,479	\$2,909,412	\$2,042,716	\$9,302,041
San Jose - Silicon Valley	\$1,983,623	\$289,263	\$338,662	\$1,639,157	\$1,919,085	\$6,169,790
San Luis Obispo	\$758,025	\$77,773	\$63,547	\$440,713	\$360,100	\$1,700,158
Santa Ana City	\$770,162	\$111,524	\$82,010	\$631,971	\$464,722	\$2,060,389
Santa Barbara	\$1,439,175	\$148,020	\$140,144	\$838,780	\$794,148	\$3,360,267
Santa Cruz	\$1,340,782	\$157,503	\$136,217	\$892,518	\$771,894	\$3,298,914
SELACO	\$1,543,115	\$225,162	\$168,136	\$1,275,915	\$952,768	\$4,165,096
Solano	\$1,184,292	\$185,291	\$158,305	\$1,049,984	\$897,060	\$3,474,932
Sonoma	\$754,255	\$109,722	\$129,774	\$621,758	\$735,384	\$2,350,893
South Bay	\$1,919,157	\$292,044	\$232,221	\$1,654,917	\$1,315,916	\$5,414,255
Stanislaus	\$2,596,501	\$383,942	\$269,090	\$2,175,670	\$1,524,841	\$6,950,044
Tulare	\$4,454,660	\$643,813	\$387,235	\$3,648,276	\$2,194,335	\$11,328,319
Ventura	\$1,617,902	\$217,364	\$278,331	\$1,231,730	\$1,577,209	\$4,922,536
Verdugo	\$1,154,358	\$183,795	\$134,070	\$1,041,503	\$759,729	\$3,273,455
Yolo	\$681,394	\$67,409	\$79,184	\$381,982	\$448,710	\$1,658,679
Total	\$124,068,810.00	\$17,990,153.00	\$14,259,801.00	\$101,944,199.00	\$80,805,546.00	\$339,068,509.00



## WIOA Title I Formula Allocations – PY 24-25

### Workforce Services Information Notice

WSIN23-50

Issued: June 6, 2024

The *Workforce Innovation and Opportunity Act* (WIOA) Title I Adult, Youth and Dislocated Worker formula fund allocations for each Local Workforce Development Area (Local Area), for Program Year (PY) 2024-25 have been released. The allocations are based on the allotments issued to states by the U.S. Department of Labor [Training and Employment Guidance Letter 12-23](#), dated May 8, 2024.

The WIOA prescribes a specific method to calculate sub-state hold harmless levels for Dislocated Worker Program funds. As a result, there is an alignment in the WIOA hold harmless provisions across the Youth, Adult, and Dislocated Worker programs. The hold harmless provisions help mitigate year-to-year volatility in funding levels. Under the WIOA, hold harmless provisions ensure that each Local Area receives no less than 90 percent of their average percentage share from the two prior years. The Local Areas that receive more than 100 percent of their average percentage share from the previous two years will be proportionately reduced by the amount of total funding necessary to ensure that all Local Areas receive at least 90 percent of their average percentage share from the two prior years.

This notice is being issued for planning and budgeting purposes only. The state has not received the federal Notice of Award (NOA) for any of the funding streams. Once the NOA is received, Youth Allocations will be released to Local Areas immediately. Youth Allotments to the states will be issued in one sum with an effective date of April 1, 2024, under the grant code 301. The Adult and Dislocated Worker Allocations will be released as soon as we receive federal and state spending authority for these funds.

The Federal Allotment to California and the amounts available for the formula allocation to the Local Areas are listed below. Attachment 1 reflects the total amount Local Areas will receive for each of the funding streams. Additionally, Attachment 2 provides a breakdown of how each of the three funding streams are allocated.

#### PY 24-25 Federal Allotment and Formula Allocation

PY 24-25 Funding Stream	Federal Allotment	Formula Allocation
Youth Program	\$146,040,343	\$124,134,292
Adult Program	\$141,158,847	\$119,985,021
Dislocated Worker Program	\$158,507,519	\$95,104,512
<b>Total</b>	<b>\$445,706,709</b>	<b>\$339,223,825</b>

If you have any questions about allocations, please contact the Financial Management Unit at [WSBFinancialManagementUnit@edd.ca.gov](mailto:WSBFinancialManagementUnit@edd.ca.gov).

/s/ KIMBERLEE MEYER, Chief  
Central Office Workforce Services Division

### Attachments

1. [WIOA Youth, Adult, and Dislocated Worker Allocations \(PDF\)](#)
2. [WIOA Funding PY 24-25 \(PDF\)](#)

Workforce Innovation and Opportunity Act  
Youth, Adult, and Dislocated Worker Allocations  
Program Year 2024 - 2025

	Round 1	Round 1	Round 1	Round 2	Round 2	
Local Area	Youth	Adult	Dislocated Worker	Adult	Dislocated Worker	Grand Total
Alameda	\$1,653,816	\$314,087	\$457,846	\$1,283,575	\$1,666,068	\$5,375,392
Anaheim City	\$763,071	\$147,151	\$148,427	\$601,359	\$540,115	\$2,200,123
Contra Costa	\$1,756,410	\$330,704	\$428,013	\$1,351,485	\$1,557,508	\$5,424,120
Foothill	\$616,392	\$129,869	\$112,099	\$530,735	\$407,919	\$1,797,014
Fresno	\$6,683,749	\$1,243,496	\$888,505	\$5,081,778	\$3,233,205	\$17,130,733
Golden Sierra	\$751,437	\$149,262	\$221,848	\$609,988	\$807,288	\$2,539,823
Humboldt	\$442,639	\$74,307	\$59,752	\$303,670	\$217,432	\$1,097,800
Imperial	\$3,170,383	\$609,487	\$411,834	\$2,490,781	\$1,498,632	\$8,181,117
Kern, Inyo, and Mono	\$6,568,883	\$1,269,296	\$859,768	\$5,187,214	\$3,128,632	\$17,013,793
Kings	\$937,392	\$193,758	\$128,678	\$791,826	\$468,249	\$2,519,903
Los Angeles City	\$16,304,857	\$3,154,569	\$2,173,870	\$12,891,731	\$7,910,556	\$42,435,583
Los Angeles County	\$13,512,534	\$2,548,415	\$1,818,465	\$10,414,567	\$6,617,263	\$34,911,244
Madera	\$900,738	\$177,166	\$121,451	\$724,023	\$441,951	\$2,365,329
Merced	\$2,219,139	\$409,099	\$285,150	\$1,671,860	\$1,037,639	\$5,622,887
Monterey	\$2,514,971	\$483,064	\$446,319	\$1,974,131	\$1,624,121	\$7,042,606
Mother Lode	\$346,402	\$82,629	\$70,229	\$337,678	\$255,559	\$1,092,497
Workforce Alliance of the North Bay	\$969,683	\$200,585	\$216,477	\$819,730	\$787,743	\$2,994,218
NoRTEC	\$2,565,550	\$495,452	\$363,463	\$2,024,758	\$1,322,614	\$6,771,837
North Central Counties Consortium	\$1,439,197	\$282,610	\$214,835	\$1,154,940	\$781,769	\$3,873,351
NOVA	\$1,267,075	\$252,323	\$422,336	\$1,031,165	\$1,536,849	\$4,509,748
Oakland City	\$1,094,595	\$224,708	\$217,903	\$918,313	\$792,934	\$3,248,453
Orange	\$3,611,787	\$676,170	\$934,562	\$2,763,294	\$3,400,804	\$11,386,617
Pacific Gateway	\$1,860,786	\$348,863	\$253,197	\$1,425,695	\$921,364	\$4,809,905
Richmond City	\$301,464	\$61,757	\$58,266	\$252,382	\$212,027	\$885,896
Riverside	\$7,276,203	\$1,371,692	\$1,285,258	\$5,605,676	\$4,676,960	\$20,215,789
Sacramento	\$3,975,970	\$793,919	\$754,548	\$3,244,500	\$2,745,743	\$11,514,680
San Benito	\$272,379	\$51,870	\$49,507	\$211,978	\$180,151	\$765,885
San Bernardino	\$6,524,862	\$1,223,456	\$1,090,816	\$4,999,882	\$3,969,400	\$17,808,416
San Diego	\$6,733,915	\$1,268,668	\$1,367,001	\$5,184,647	\$4,974,416	\$19,528,647
San Francisco	\$1,411,053	\$291,493	\$389,106	\$1,191,242	\$1,415,929	\$4,698,823
San Joaquin	\$3,477,842	\$673,186	\$518,263	\$2,751,099	\$1,885,922	\$9,306,312
San Jose - Silicon Valley	\$1,984,670	\$379,271	\$486,896	\$1,549,963	\$1,771,780	\$6,172,580
San Luis Obispo	\$758,425	\$101,973	\$91,362	\$416,732	\$332,459	\$1,700,951
Santa Ana City	\$770,569	\$146,227	\$117,906	\$597,582	\$429,051	\$2,061,335
Santa Barbara	\$1,439,935	\$194,079	\$201,486	\$793,138	\$733,191	\$3,361,829
Santa Cruz	\$1,341,490	\$206,513	\$195,840	\$843,952	\$712,646	\$3,300,441
SELACO	\$1,543,929	\$295,224	\$241,730	\$1,206,487	\$879,636	\$4,167,006
Solano	\$1,184,917	\$242,947	\$227,596	\$992,850	\$828,204	\$3,476,514
Sonoma	\$754,653	\$143,864	\$186,576	\$587,925	\$678,937	\$2,351,955
South Bay	\$1,920,170	\$382,918	\$333,865	\$1,564,866	\$1,214,910	\$5,416,729
Stanislaus	\$2,597,872	\$503,411	\$386,872	\$2,057,282	\$1,407,798	\$6,953,235
Tulare	\$4,457,011	\$844,145	\$556,731	\$3,449,757	\$2,025,903	\$11,333,547
Ventura	\$1,618,756	\$285,000	\$400,158	\$1,164,707	\$1,456,147	\$4,924,768
Verdugo	\$1,154,967	\$240,985	\$192,753	\$984,830	\$701,414	\$3,274,949
Yolo	\$681,754	\$88,384	\$113,843	\$361,196	\$414,268	\$1,659,445
<b>Total</b>	<b>\$124,134,292</b>	<b>\$23,588,052</b>	<b>\$20,501,406</b>	<b>\$96,396,969</b>	<b>\$74,603,106</b>	<b>\$339,223,825</b>



	A	B	C	D	E	F
1	<b>WIOA ADULT AND DISLOCATED WORKER</b>					
2	<b>REVISED ALLOCATIONS FOR PROGRAM YEAR 2024-2025</b>					
3						
4						
5						
6			<b>APPROVED</b>	<b>REVISED</b>		
7			<b>6.5.24</b>	<b>9.30.24</b>		
8			<b>Adult/DW</b>	<b>Adult/DW</b>		
9			<b>Allocation</b>	<b>Allocation</b>	<b>Increase/</b>	<b>%</b>
10			<b>2024-25</b>	<b>2024-25</b>	<b>(Decrease)</b>	<b>Change</b>
11						
12						
13	Actual/Estimated Carryover		4,730,421	4,157,527	(572,894)	-12.11%
14	Award		10,442,615	10,446,984	4,369	0.04%
15	<b>Total Available</b>		<b>15,173,036</b>	<b>14,604,511</b>	<b>(568,525)</b>	<b>-3.75%</b>
16						
17	<b>Operational Costs</b>					
18	AJCC Facility/Site Budgets		2,819,702	2,819,702	0	0.00%
19	Community Outreach/OS Marketing Budget	3.5%	365,492	365,644	153	0.04%
20	One Time Costs PY 23-24		0	0	0	0.00%
21	FRWDB Admin Support		1,112,371	1,112,371	0	0.00%
22	FRWDB Program Support		1,474,538	1,474,538	0	0.00%
23	Assessment Materials		42,630	42,630	0	0.00%
24	Employment Study		10,500	10,500	0	0.00%
25	Program Income		(648,547)	(568,580)	79,967	-12.33%
26	Carryover to Following Year (PY 25-26)	3%	313,278	313,410	131	0.04%
27	<b>Total Operational Costs</b>		<b>5,489,964</b>	<b>5,570,215</b>	<b>80,251</b>	<b>1.46%</b>
28						
29	<b>Contractors &amp; Participant Pools</b>					
30	CLC - DW		1,618,139	1,618,139	0	0.00%
31	EQUUS - Adult		2,144,975	2,144,975	0	0.00%
32	Current Plan Year Training Pool		2,879,310	2,880,620	1,310	0.05%
33	Prior Plan Year Training Reserve		2,421,127	1,771,041	(650,086)	-26.85%
34	Incumbent Worker Training (IWT) Pool		253,475	253,475	0	0.00%
35	Supportive Services		107,128	107,128	0	0.00%
36	Participant Soft Skills Workshop Pool		138,918	138,918	0	0.00%
37	Public Defenders Project		30,000	30,000	0	0.00%
38	VRTS Programming & Maintenance		90,000	90,000	0	0.00%
39	<b>Total Contractors &amp; Participant Pools</b>		<b>9,683,072</b>	<b>9,034,296</b>	<b>(648,776)</b>	<b>-6.70%</b>
40						
41						
42	<b>Total Allocations</b>		<b>15,173,036</b>	<b>14,604,511</b>		
43			<b>0</b>	<b>0</b>		
44						
45			<b>3,132,785</b>	<b>3,134,095</b>		
46	Training Percentage		<b>30%</b>	<b>30%</b>		
47						
48						
49						
50	Note: Due to spreadsheet formula rounding calculations, total(s) may be \$1.00 off.					
51	Prepared By: C. Belerschmitt					

# FRESNO REGIONAL WORKFORCE DEVELOPMENT BOARD

AGENDA ITEM:	A2
MEETING DATE:	December 4, 2024
ACTION:	ACCEPT

2125 Kern Street, Suite 208 • Fresno, CA 93721 • (559) 490-7100 • Fax (559) 490-7199 • [www.frwdb.net](http://www.frwdb.net)

---

**TO:** Fresno Regional Workforce Development Board  
**FROM:** Adult Council  
**SUBJECT:** Local Performance Results Reports

## **RECOMMENDATION:**

Accept the attached Adult and Dislocated Worker Program Providers of Services' Local Performance Results Reports for the Fourth Quarter of Program Year (PY) 2023-2024 and First Quarter of PY2024-2025.

The Adult Council approved this recommendation on October 24, 2024.

## **REASON FOR RECOMMENDATION:**

The Fresno Regional Workforce Development Board (FRWDB) Joint Powers Agreement states, in part, that FRWDB staff shall fulfill administrative responsibilities as set forth in the Workforce Innovation and Opportunity Act (WIOA), including the administering of programs as described in the WIOA, as well as developing budgets and administrative plans. Additional administrative responsibilities shall include assessing the performance and evaluating the benefit, productivity, and impact of all programs funded under the WIOA, as amended or superseded, and submitting progress reports. FRWDB staff will submit both upon request, but not less often than every quarter.

The attached worksheets provide local performance results for each of the Adult and Dislocated Worker Provider of Services for the Fourth Quarter of PY 2023-2024 and the First Quarter of PY 2024-2025.

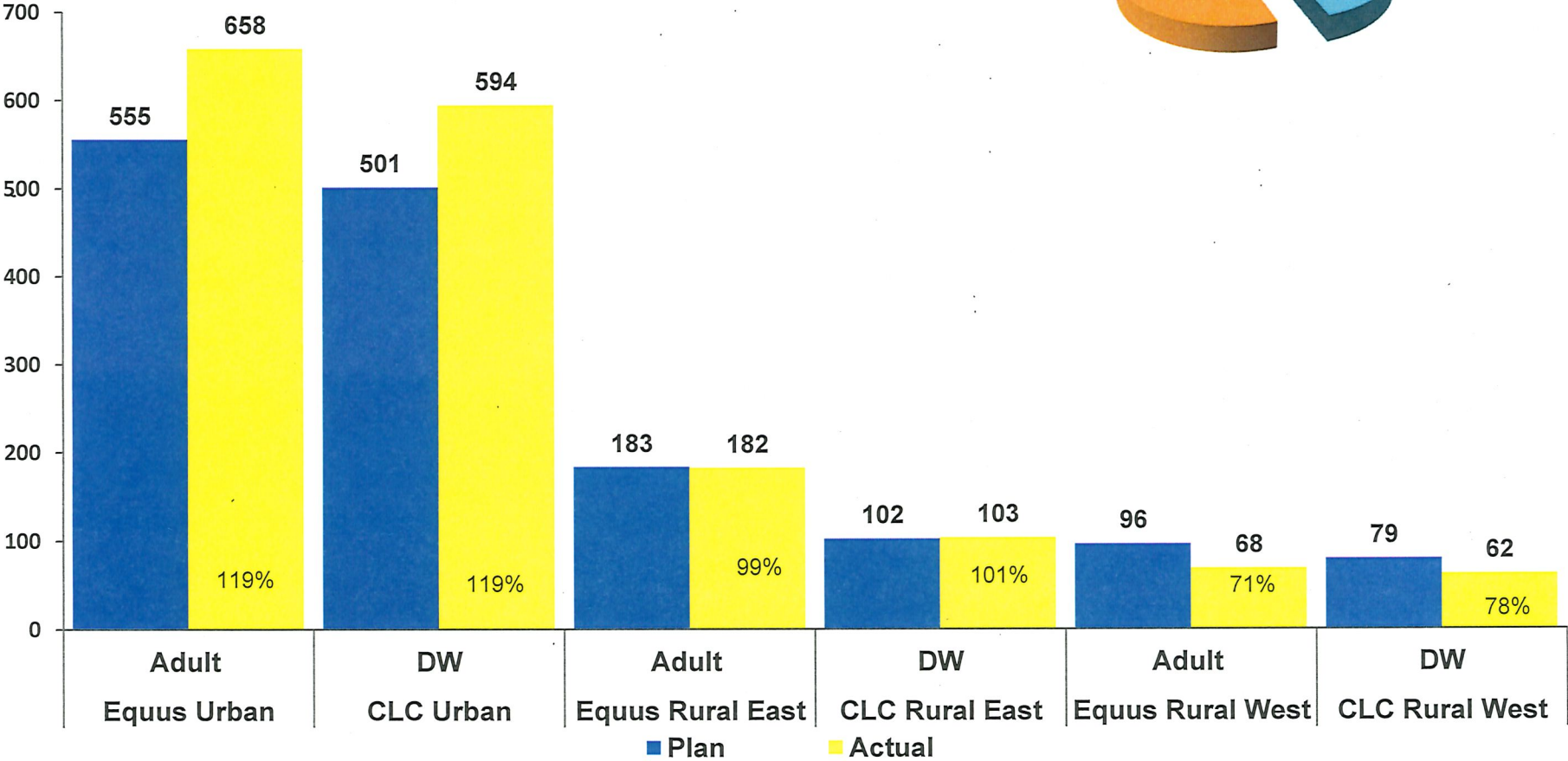
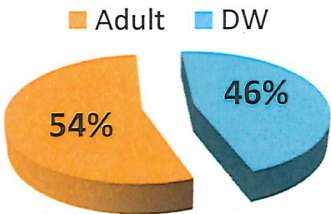
## **ATTACHMENTS:**

- ATTACHMENT I: Adult/DW Year-to-Date Local Performance Results Reports - Fourth Quarter of Program Year 2023-2024  
ATTACHMENT II: Adult/DW Year-to-Date Local Performance Results Reports - First Quarter of Program Year 2024-2025

CLC- Central Labor Council  
EQUUS- Equus Workforce Solutions

Adult/DW Served

Total Served- 1667

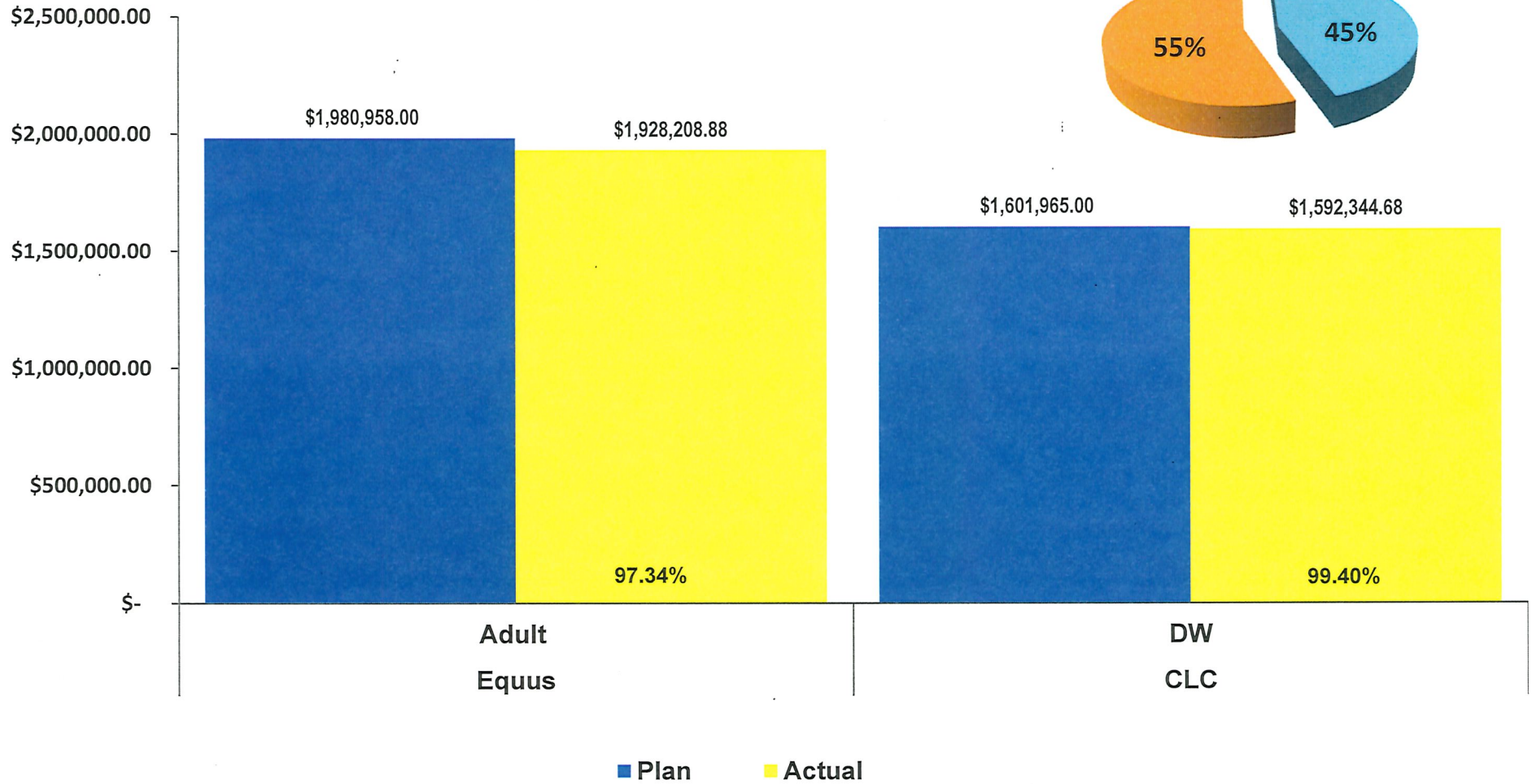


Note: Adult/ DW number served goal is 95%.

## Adult/ DW Expenditures

## Total Expenditures

Adult DW



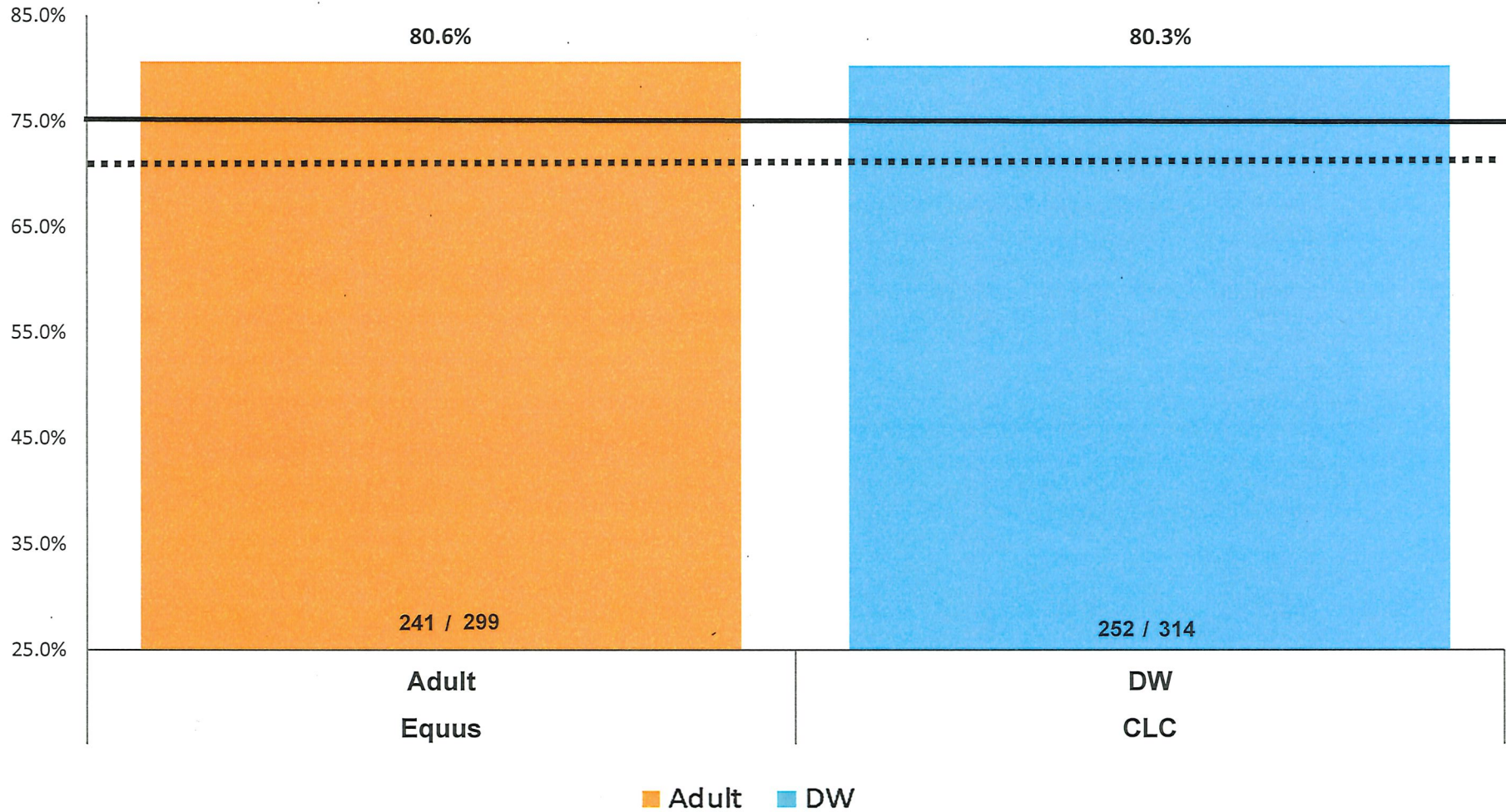
Note: Adult/DW Expenditures goal is 95% to 100%.



## Adult/DW Placement

### Placement Goals

DW 81 %  
Adult 76.5%

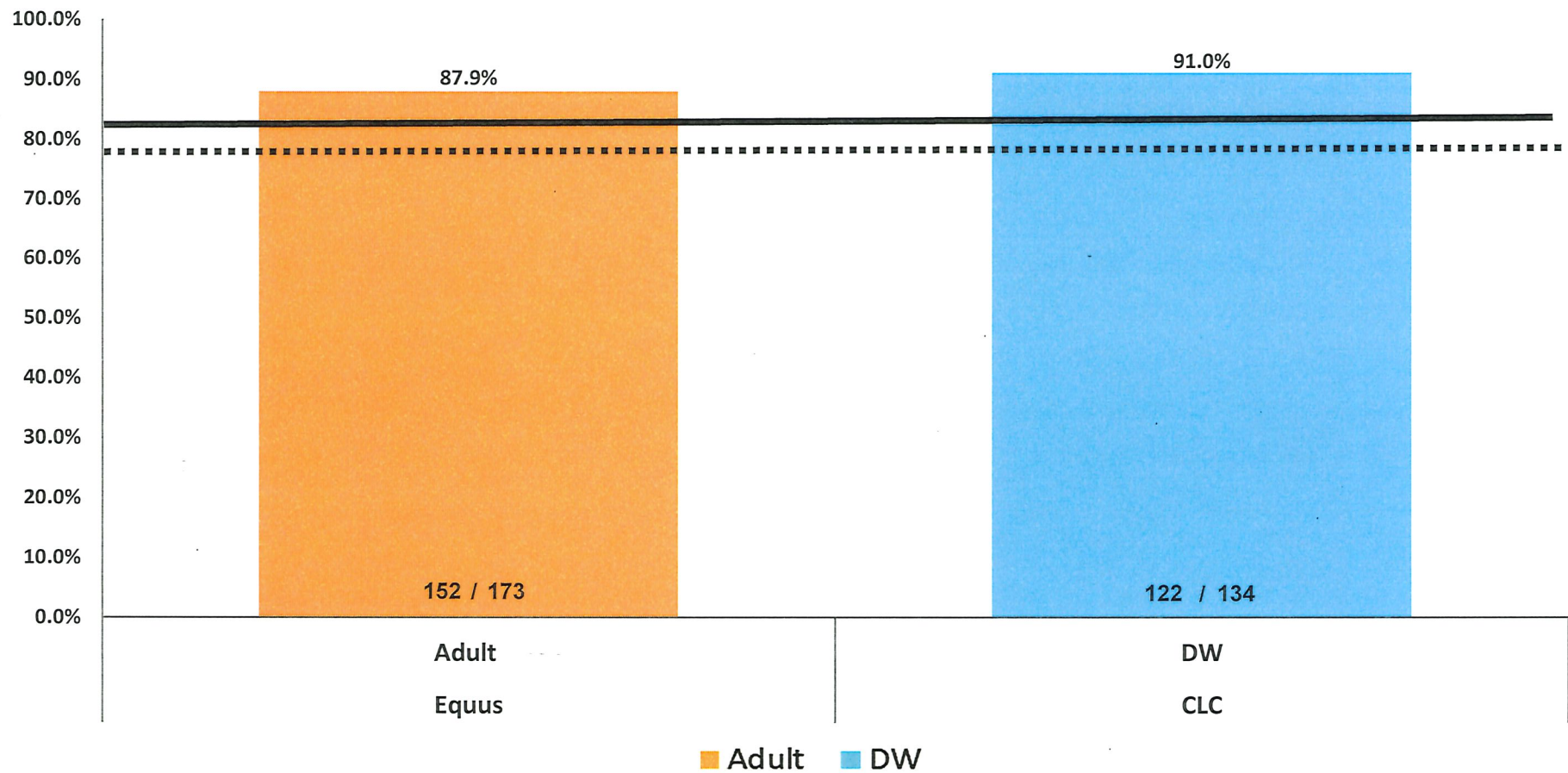


Certificate of Attainment Goal

DW 81.0%

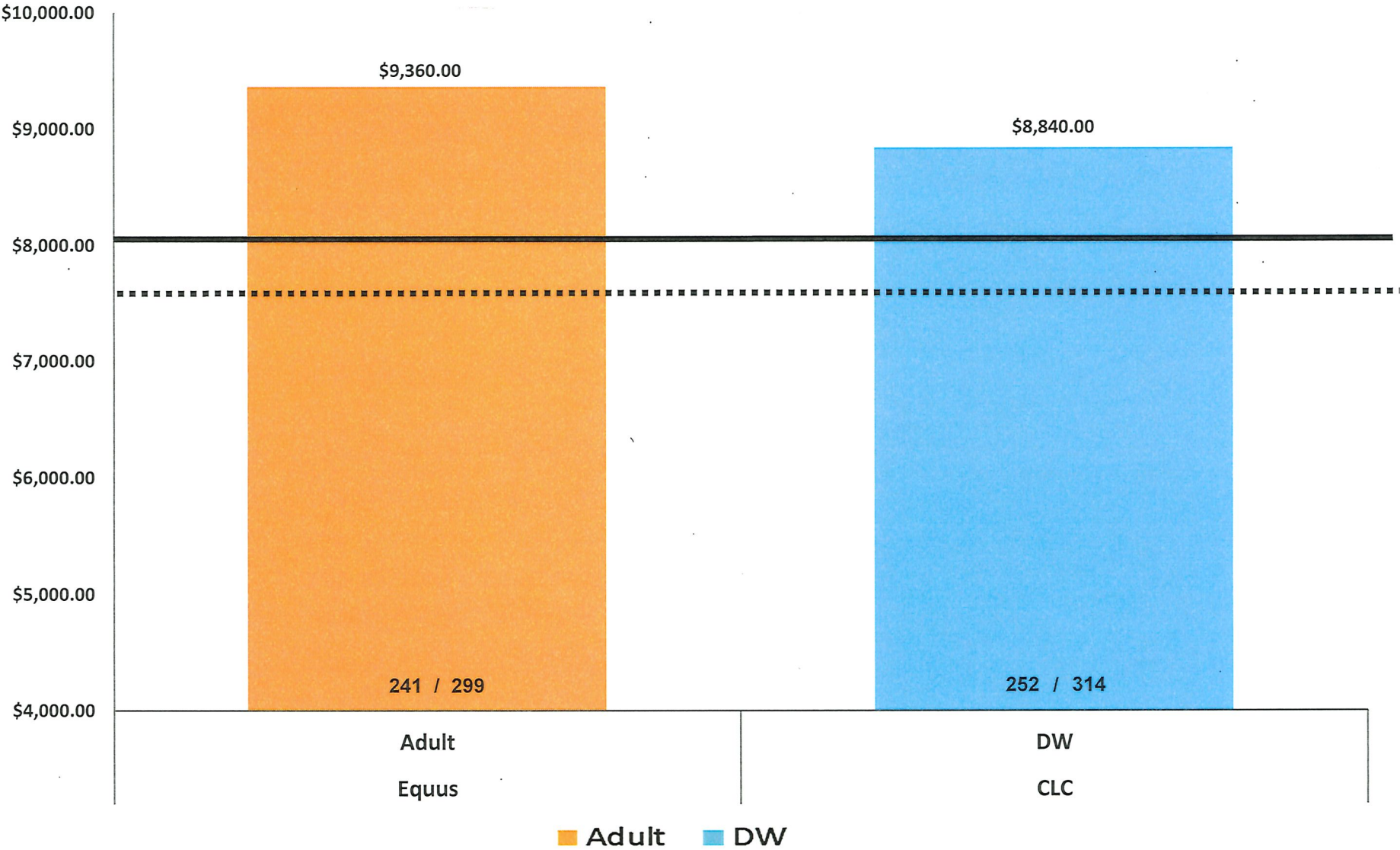
Adult 77.0%

## Adult/DW Credential Rate



Placement Median Wage Earnings

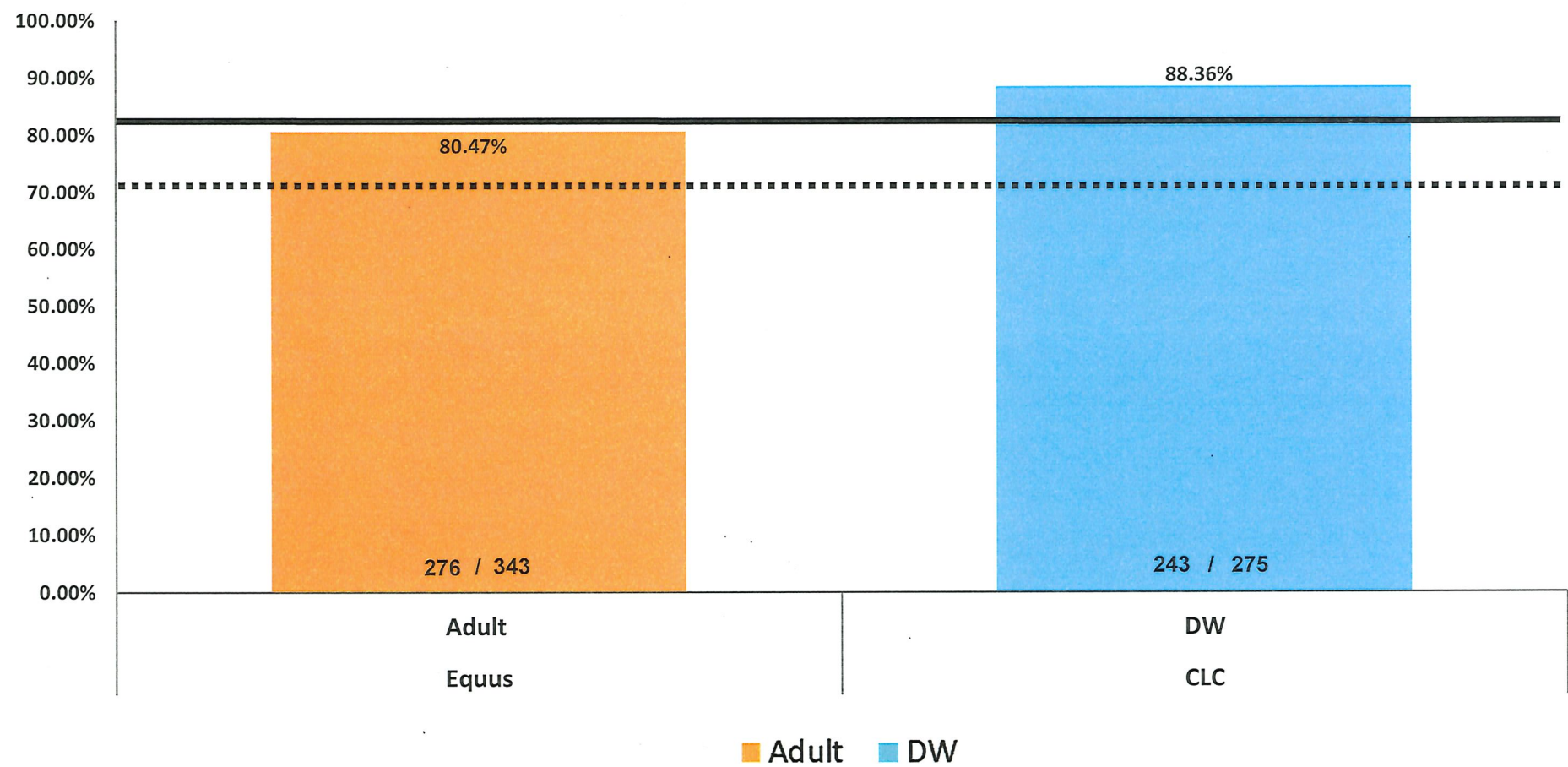
Goals  
DW \$ 8,808 —————  
Adult \$8,100 .....





Measurable Skills Gain

Goals  
DW 81%  
Adult 70%

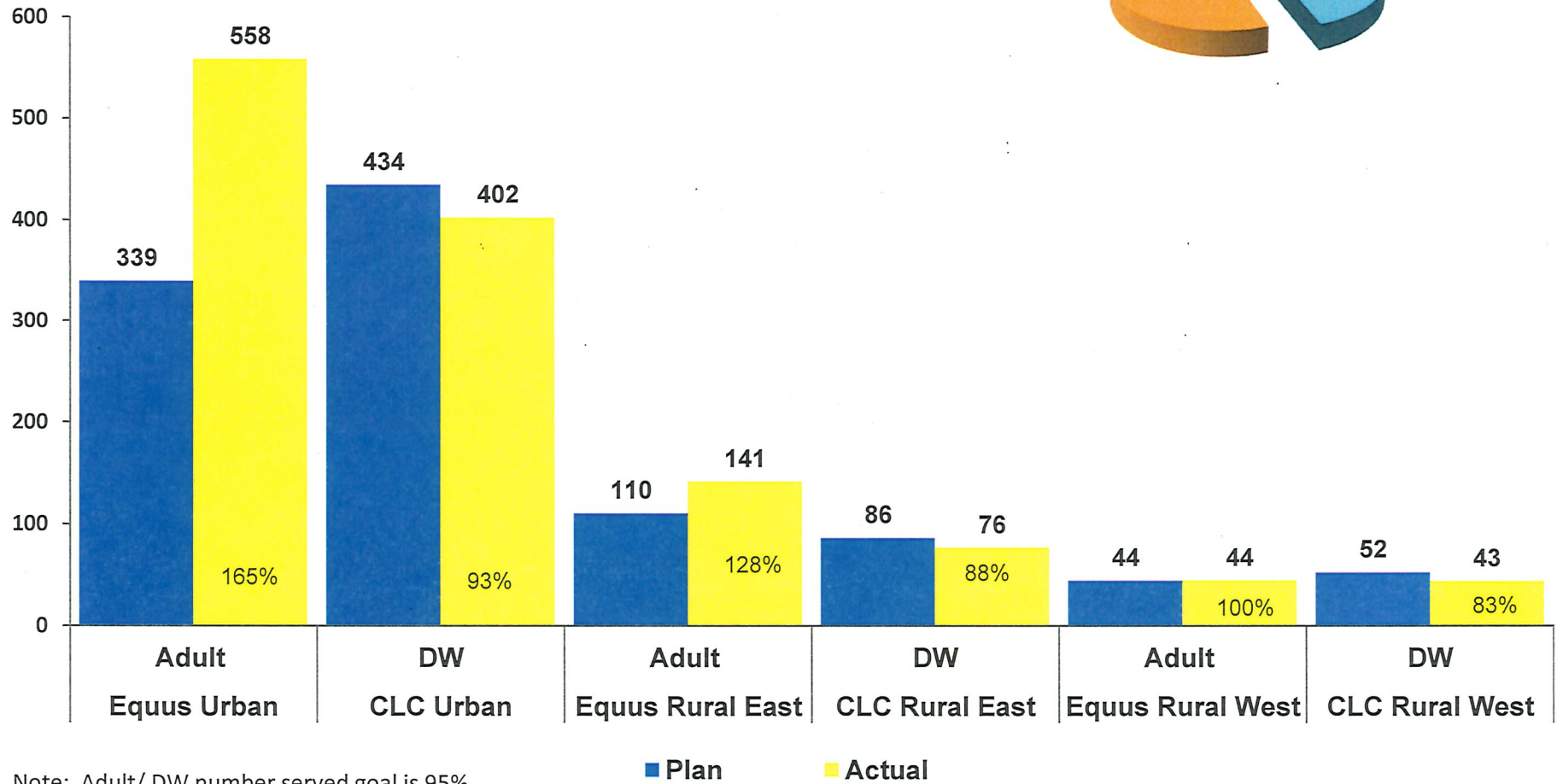
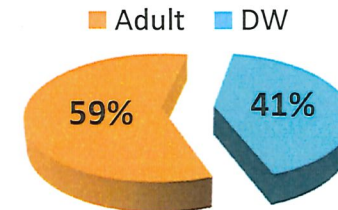




CLC- Central Labor Council  
EQUUS- Equus Workforce Solutions

## Adult/DW Served

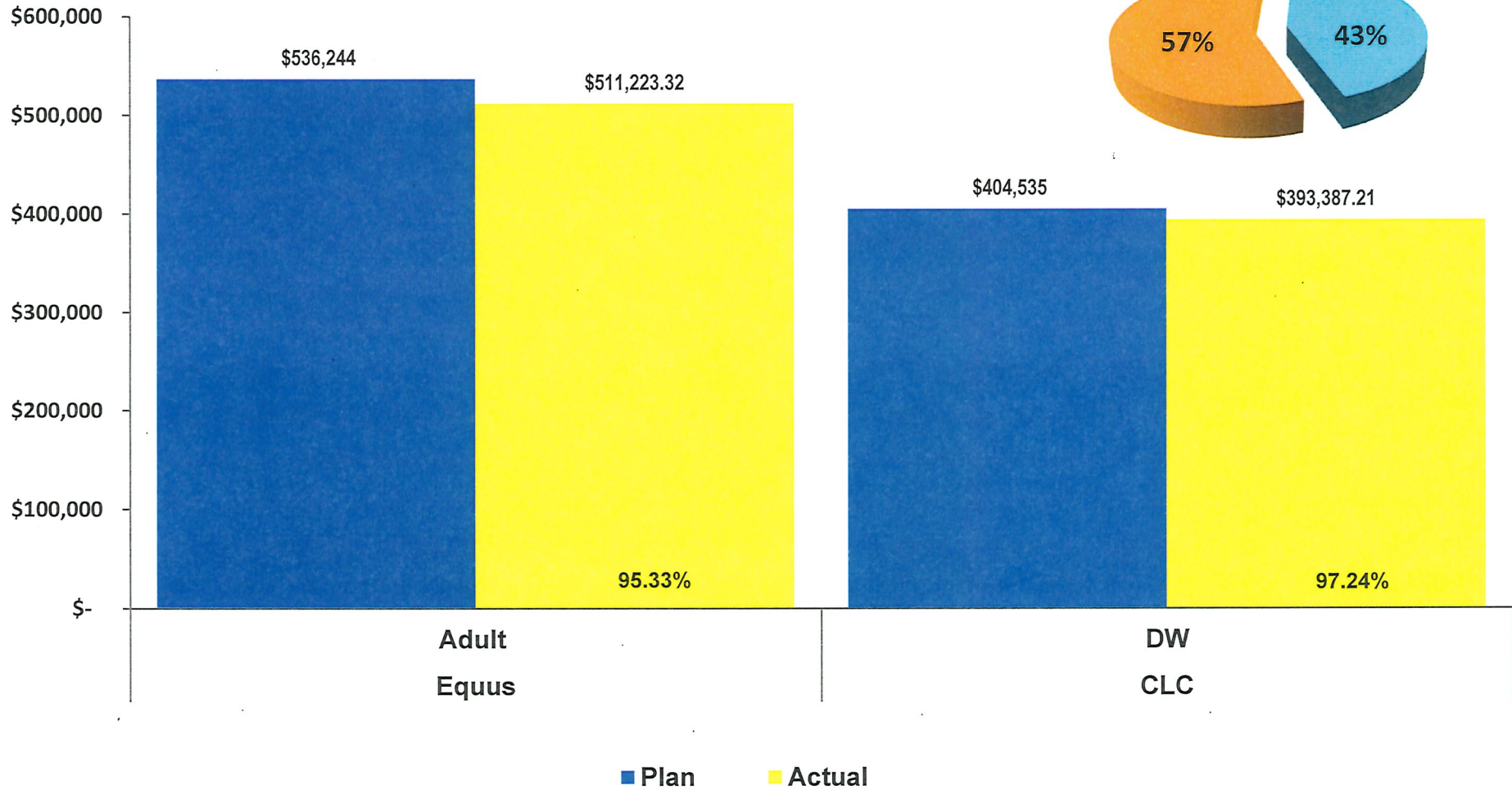
**Total Served- 1264**



## Adult/ DW Expenditures

## Total Expenditures

Adult DW

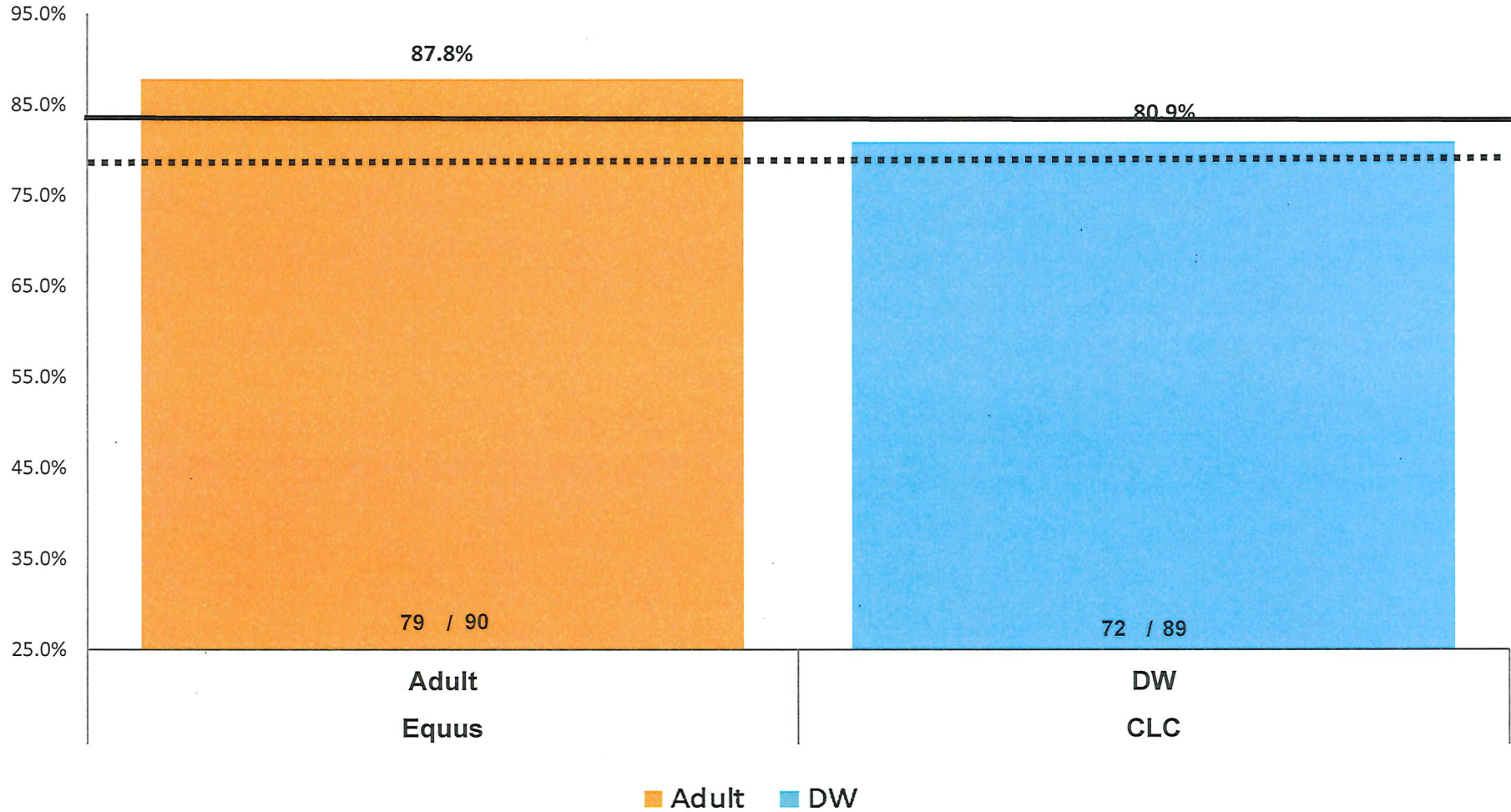


Note: Adult/DW Expenditures goal is 95% to 100%.

## Adult/DW Placement

### Placement Goals

DW 81 %  
Adult 76.5%



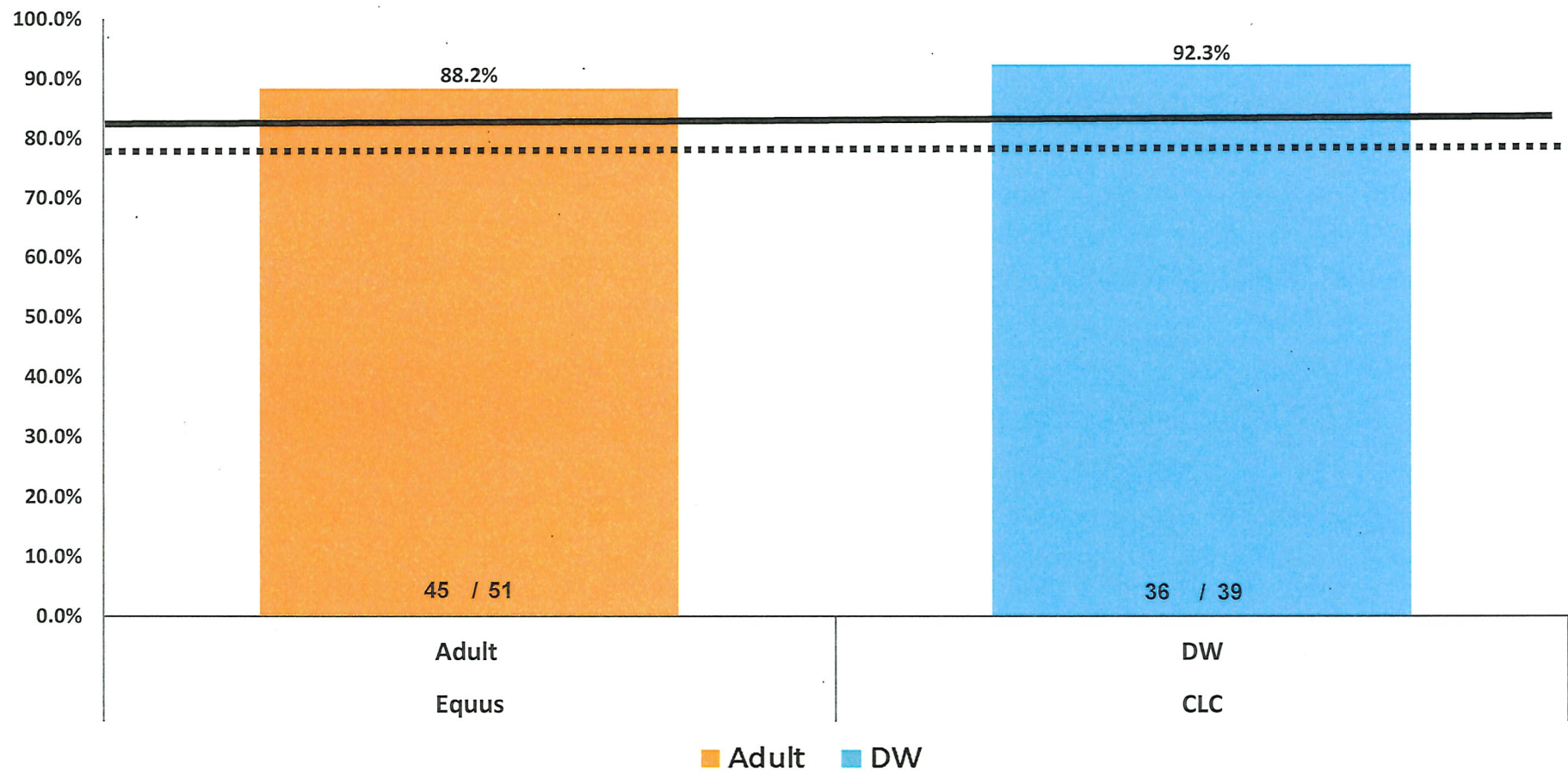


Certificate of Attainment Goal

DW 81.0%

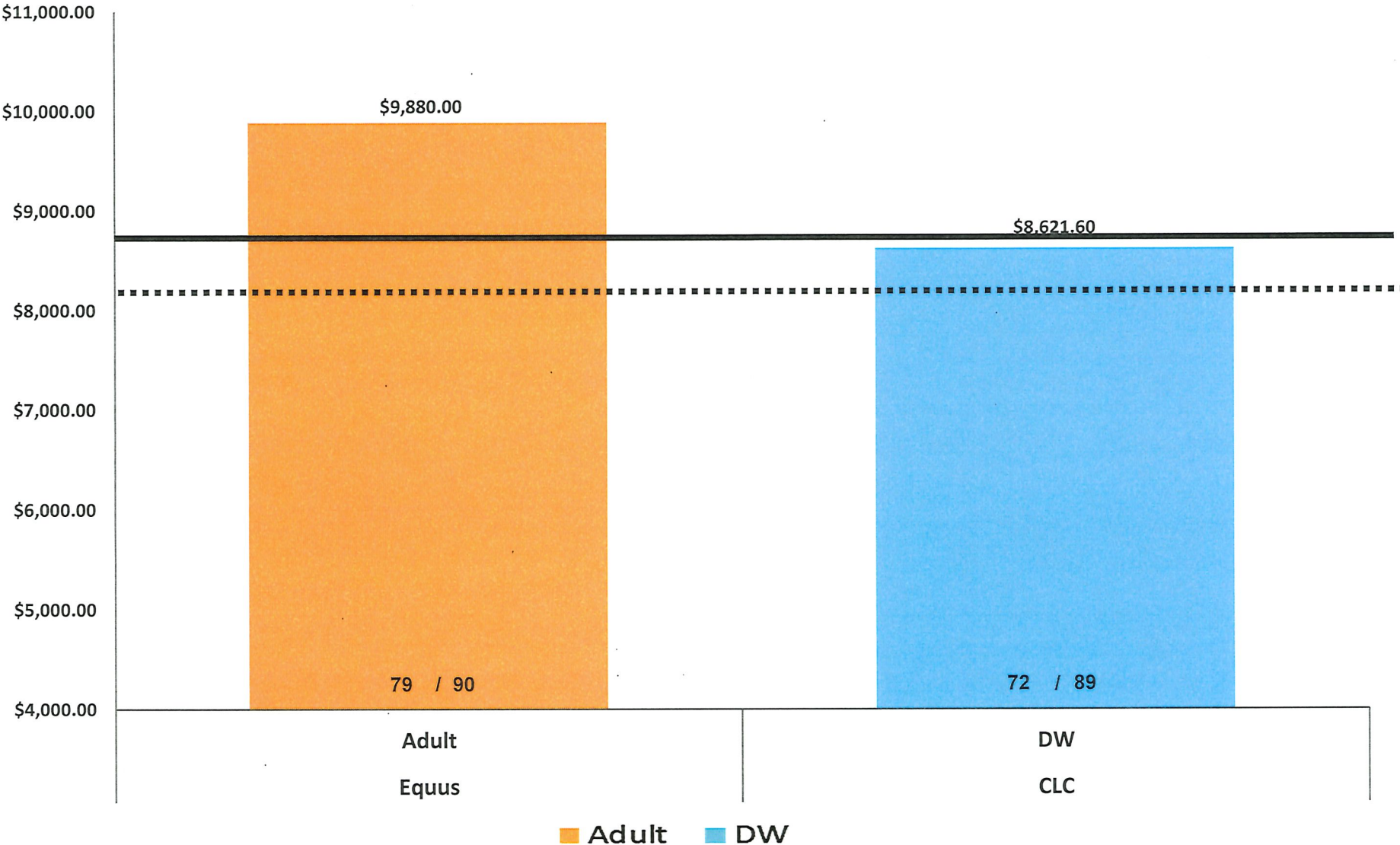
Adult 77.0%

## Adult/DW Credential Rate





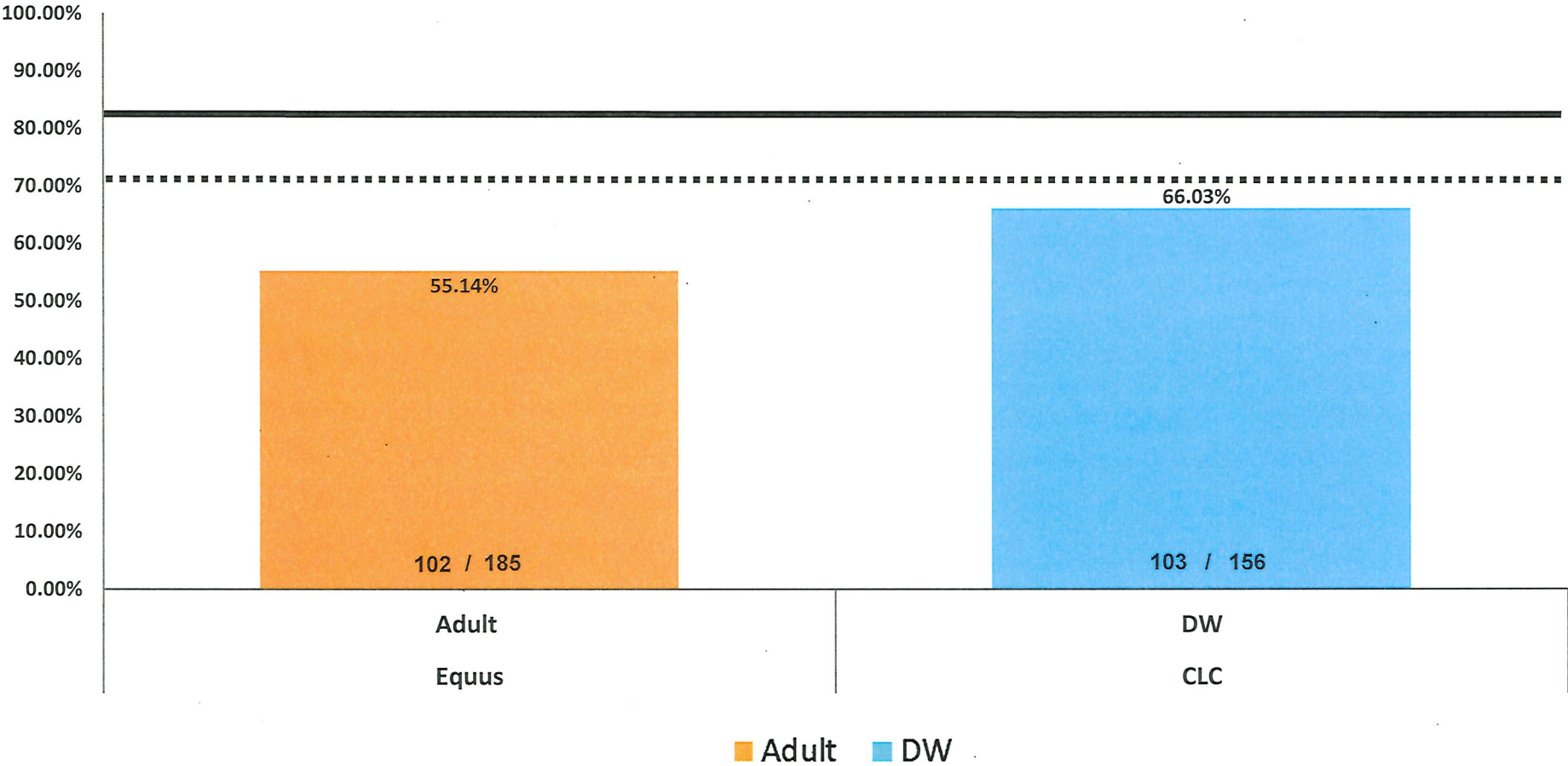
Placement Median Wage Earnings

Goals  
DW \$ 8,808 —————  
Adult \$8,100 .....



Measurable Skills Gain

Goals  
DW 81%   
Adult 70% 



# FRESNO REGIONAL WORKFORCE DEVELOPMENT BOARD

AGENDA ITEM:	A3
MEETING DATE:	December 4, 2024
ACTION:	ACCEPT

---

2125 Kern Street, Suite 208 • Fresno, CA 93721 • (559) 490-7100 • Fax (559) 490-7199 • [www.frwdb.net](http://www.frwdb.net)

**TO:** Fresno Regional Workforce Development Board

**FROM:** Adult Council

**SUBJECT:** Providers of Services' Monitoring Report

**RECOMMENDATION:**

Accept the following Providers of Services' Monitoring Report for the First Quarter of Program Year (PY) 2024-2025.

The Adult Council approved this recommendation on October 24, 2024.

**REASON FOR RECOMMENDATION:**

Fresno Regional Workforce Development Board (FRWDB) staff conducts programmatic and fiscal monitoring of all contracts to ensure compliance with federal, state, and local regulations and/or policies.

The attached tables provide the status of the program and fiscal monitoring of the first quarter of PY 2024-2025.

**ATTACHMENT:**

Adult Providers of Services' Monitoring Report – First Quarter, Program Year 2024-2025



## Adult Providers of Services' Monitoring Report

### First Quarter, Program Year 2024-2025

#### **Program Monitoring:**

Programmatic monitoring of the following sub-recipients was **completed** during the first quarter of Program Year (PY) 2024-2025:

Sub-Recipient	Grant	Results
Equus Workforce Solutions PY 2023-2024	Adult Services	1) Job Readiness issues-data entry 2) Service codes usage issues-missing/late 3) Participant plan issues 4) Assessment issues-data entry  All Findings Closed
Equus Workforce Solutions PY 2023-2024	Equity and Special Populations (ESP)	1) Closure/Exit and Follow-Up Process not followed 2) Job Ready Process not followed 3) Participant contact process not followed  All Findings Closed
America Works of California, Inc. PY 2022-2024	ESP	1) Job Readiness issue-data entry 2) Participant contact process not followed 3) Closure/Exit and Follow-Up Process not followed  All Findings Closed
Oscar Robinson PY 2023-2024	West Fresno Advanced Transportation Technology, Transformative Climate Communities	No Findings

Programmatic monitoring of the following sub-recipients was **in process** during the first quarter of PY 2024-2025:

Sub-Recipient	Grant
Central Labor Council Partnership PY 2023-2024	<ul style="list-style-type: none"> <li>Dislocated Worker</li> <li>Quality Jobs, Equity, Strategy and Training (QUEST) National Dislocated Workers Grant</li> <li>Additional Assistance (AA) Project</li> </ul>
Mother Lode Job Training Workforce Development PY 2023-2025	<ul style="list-style-type: none"> <li>CalFIRE Round 2, Central Valley Forestry Corps</li> <li>High Roads Construction Careers: Resilient Workforce Fund (HRCC: RWF)</li> <li>High Road Training Partnerships: RWF</li> </ul>
America Works of California, Inc. PY 2023-2025	<ul style="list-style-type: none"> <li>Prison 2 Employment, 2.0</li> <li>Student Training and Employment Program</li> </ul>
Equus Workforce Solutions PY 2023-2024	<ul style="list-style-type: none"> <li>QUEST National Dislocated Workers Grant</li> </ul>
San Joaquin County Employment and Economic Development Department PY 2023-2024	<ul style="list-style-type: none"> <li>HRCC: RWF</li> </ul>

#### **Fiscal Monitoring:**

Fiscal monitoring of the following sub-recipients was **completed** during the first quarter of PY 2024-2025:

Sub-Recipient	Grant	Results
America Works of California, Inc. PY 2023-2024, Initial Fiscal Review	Prison 2 Employment, 2.0	Observations:  1) Timesheet signature issues 2) Staff time allocation issues 3) General ledger detail insufficient 4) Cost Allocation Plan issues
San Joaquin Building Trades Council PY 2023-2024, Initial Fiscal Review	High Roads Construction Careers: Resilient Workforce Fund (HRCC: RWF)	No Findings
San Joaquin County Employment and Economic Development Department PY 2023-2024, Initial Fiscal Review	HRCC: RWF	No Findings

Fiscal monitoring of the following sub-recipients was **in process** during the first quarter of the PY 2024-2025:

Sub-Recipient	Grant
Mother Lode Job Training Workforce Development PY 2023-2025, Initial Fiscal Review	<ul style="list-style-type: none"> <li>• CalFIRE Round 2, Central Valley Forestry Corps</li> <li>• High Road Training Partnerships: Resilient Workforce Fund (HRTF: RWF)</li> <li>• High Roads Construction Careers: Resilient Workforce Fund (HRCC: RWF)</li> </ul>
Tradeswomen, Inc. PY 2024-2025, Initial Fiscal Review	<ul style="list-style-type: none"> <li>• Good Jobs Challenge</li> <li>• HRCC: RWF</li> <li>• Earmark Valley Build Now</li> </ul>
America Works of California, Inc. PY 2024-2025, Initial Fiscal Review	<ul style="list-style-type: none"> <li>• Student Training and Employment Program</li> </ul>
Central Labor Council-Partnership PY 2023-2024, Fiscal Closeout	<ul style="list-style-type: none"> <li>• Dislocated Worker</li> <li>• Rapid Response/Layoff Aversion</li> </ul>
Equus Workforce Solutions PY 2023-2024, Fiscal Closeout	<ul style="list-style-type: none"> <li>• Adult Services</li> </ul>

# FRESNO REGIONAL WORKFORCE DEVELOPMENT BOARD

AGENDA ITEM:	A4
MEETING DATE:	December 4, 2024
ACTION:	ACCEPT

2125 Kern Street, Suite 208 • Fresno, CA 93721 • (559) 490-7100 • Fax (559) 490-7199 • www.frwdb.net

**TO:** Fresno Regional Workforce Development Board  
**FROM:** Adult Council  
**SUBJECT:** Job Seeker Customer Satisfaction Reports

## **RECOMMENDATION:**

Accept the Job Seeker Customer Satisfaction Reports for the Fourth Quarter of Program Year (PY) 2023-2024.

The Adult Council approved this recommendation on October 24, 2024.

## **REASON FOR RECOMMENDATION:**

The Fresno Regional Workforce Development Board (FRWDB) Joint Powers Agreement states, in part, that FRWDB staff shall fulfill administrative responsibilities as set forth in the Workforce Innovation and Opportunity Act (WIOA), including the administering of programs as described in the WIOA, as well as developing budget plans. Additional administrative responsibilities and authorities shall include assessing the performance and evaluating the benefit, productivity, and impact of all programs funded under the WIOA, as amended or superseded, and submitting progress reports.

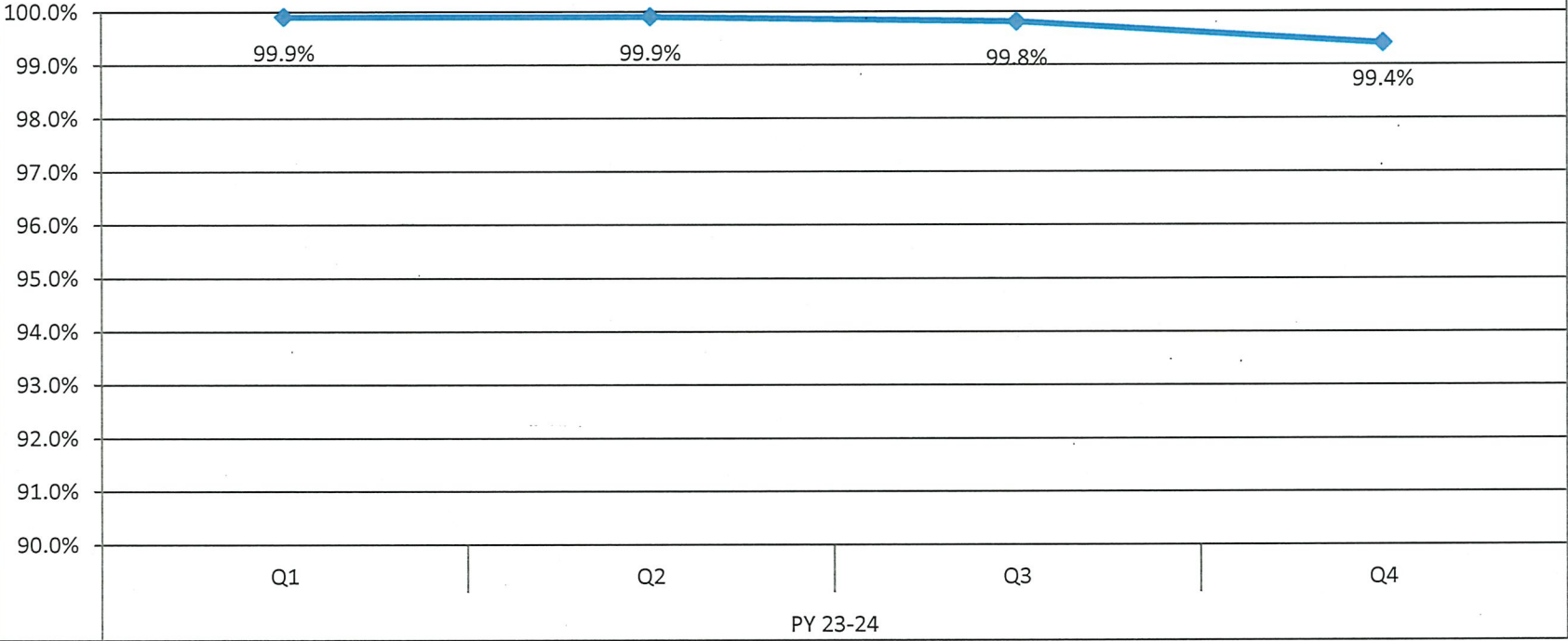
As part of this responsibility, FRWDB staff has implemented the Job Seeker Customer Satisfaction process and data collection system. The FRWDB's sub-contracted providers of services submit their data to staff on a monthly basis. The data is accumulated, analyzed and reviewed on a quarterly basis and reported to this Council.

FRWDB staff work with service providers to improve the processes used to increase the satisfaction level with its job seekers. These improvements are based on data collected through these satisfaction surveys, monitoring reviews, complaints and monthly operations meetings between provider and FRWDB staff.

## **ATTACHMENTS:**

ATTACHMENT I: Basic Career Services Report for the Fourth Quarter of PY 2023-2024  
ATTACHMENT II: Placement Satisfaction Report for the Fourth Quarter of PY 2023-2024

Basic Career Services



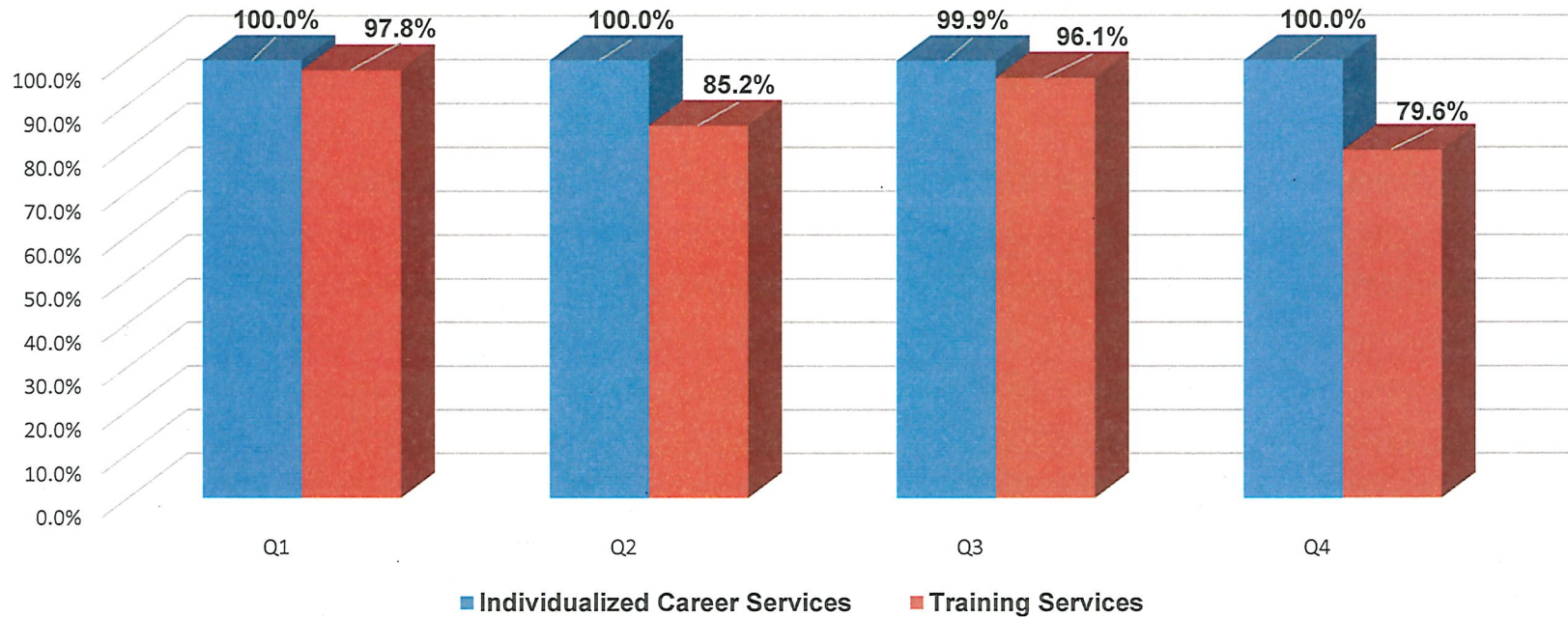
Staff Notes:

PY 2023-2024				
	Q1	Q2	Q3	Q4
Surveys Received	558	384	744	680
Number of Users	4,875	5,923	8,248	2,036
Survey Response Rate	11.4%	6.5%	9.0%	33.4%

Sample of User Comments:

Great place very helpful. I don't know if there is room for a Zoom meeting but that would be useful. Not all computers have access to print USAjobs.gov publications. Staff is very polite, professional and helpful. Staff was so helpful and encouraging, made application process easy. Thanks for the friendly welcome! Staff very helpful and explains everything well and was knowledgeable of other programs. Wish my appointment could be sooner than later based on the timeline of the program.

## Placement Satisfaction



### Staff Notes:

PY. 2023-2024								
	Q1		Q2		Q3		Q4	
	Non-Training	Training	Non-Training	Training	Non-Training	Training	Non-Training	Training
Surveys Received by Type	36	44	32	39	58	49	26	66
Clients Closed & Placed by Type	37	66	39	53	74	95	55	86
Survey Response Rate	97.3%	66.7%	82.1%	73.6%	78.4%	51.6%	47.3%	76.7%

### Participant Feedback:

Easy process staff is very helpful so glad I took the step to get started with my career I've referred some friends to come here or any workforce. I appreciate all the help and support that I have received, especially the training. I was able to find a full-time job that I absolutely love. I have shared my great experience at workforce with my friends and family. I appreciate the help that I received, especially training. I was able to find full-time job as a welder before graduating, my boss was willing to work around my school schedule. I am thankful for all the support and assistance I received. I have been sharing my experience at workforce connection with my family and friends. I am grateful for the support I received from workforce connection. I was able to find a job shortly after finishing school and now I am able to provide for my family with my full-time job.

# FRESNO REGIONAL WORKFORCE DEVELOPMENT BOARD

AGENDA ITEM:	A5
MEETING DATE:	December 4, 2024
ACTION:	ACCEPT

2125 Kern Street, Suite 208 • Fresno, CA 93721 • (559) 490-7100 • Fax (559) 490-7199 • www.frwdb.net

**TO:** Fresno Regional Workforce Development Board

**FROM:** Adult Council

**SUBJECT:** Program Year 2022-2023 Workforce Innovation and Opportunity Act Local Area Adult and Dislocated Worker Program Performance Results

## **RECOMMENDATION:**

Accept the Adult and Dislocated Worker Program Workforce Innovation and Opportunity Act (WIOA) Local Area Performance Results for Program Year (PY) 2022-2023.

The Adult Council approved this recommendation on October 24, 2024.

## **REASON FOR RECOMMENDATION:**

The WIOA has six (6) primary indicators of performance:

- 1) Employment 2nd Quarter (Q2) after Exit
- 2) Employment 4th Quarter (Q4) after Exit
- 3) Median Earnings
  - a) This is from total earnings in the second quarter after exit
- 4) Credential Attainment
- 5) Measurable Skill Gains
- 6) Effectiveness in Serving Employers.
  - a) Currently, Effectiveness in Serving Employers is applied at the state level only

Achievement is measured with a performance score which is a calculation based on adjusted results and negotiated goals. Successful performance or unsuccessful performance (nonperformance) is defined in Workforce Services Directive, WSD20-02, Calculating Local Area Performance and Nonperformance.

On March 12, 2024, the State of California released Workforce Services Information Notice, WSIN23-33, PY 2022 Performance Scores. At this time, the Department of Labor is only requiring states to achieve a 50% performance score for the measures listed below. The State of California passes on the same achievement benchmark to local areas.

Local Area WIOA performance scores for the Adult and Dislocated Worker program for PY 2022-2023 are as follows:

	Employment Q2	Employment Q4	Median Earnings Q2	Credential Attainment
<b>Adult</b>	<b>108.7%</b>	<b>100.5%</b>	<b>101.9%</b>	<b>104.5%</b>
<b>Dislocated Worker</b>	<b>112.5%</b>	<b>108.8%</b>	<b>97.1%</b>	<b>131.6%</b>

The Fresno Regional Workforce Development Board has achieved all required Adult and Dislocated Worker program performance score levels for PY 2022 – 2023.



# Consent Items Submitted by the Skills Development Council

# FRESNO REGIONAL WORKFORCE DEVELOPMENT BOARD

AGENDA ITEM:	B1
MEETING DATE:	December 4, 2024
ACTION:	ACCEPT

2125 Kern Street, Suite 208 • Fresno, CA 93721 • (559) 490-7100 • Fax (559) 490-7199 • [www.frwddb.net](http://www.frwddb.net)

**TO:** Fresno Regional Workforce Development Board

**FROM:** Skills Development Council

**SUBJECT:** Workforce Innovation and Opportunity Act Adult and Dislocated Worker Participant Training Report

## **RECOMMENDATION:**

Accept the Workforce Innovation and Opportunity Act (WIOA) Adult and Dislocated Worker Participant Training Report for the period of July 1, 2022, to June 30, 2024.

The Skills Development Council approved this recommendation on November 6, 2024.

## **REASON FOR RECOMMENDATION:**

In 2012, the State of California passed Senate Bill 734, which obligated local workforce boards to allocate a specific portion of the WIOA Adult and Dislocated Worker formula fund allocations for workforce training services. The training services encompassed Vocational Skills Training, Transitional Jobs (paid work experience), and On-the-Job Training activities. The initial requirement was to expend a minimum of 25% of funding starting in Program Year (PY) 2012-2013, with an increase to 30% in PY 2016-2017.

The WIOA formula funding is allocated on a two (2)-year life cycle, necessitating local areas to fully utilize the designated training funding by the end of the two (2)-year life cycle of the funding. The mandated 30% of training funds allocated in PY 2022-2024 was \$3,209,451 and was required to be fully expended by June 30, 2024.

The following provides a summary of training expenditures for the period of July 1, 2022, to June 30, 2024:

- Adult: \$1,327,558
- Dislocated Worker: \$885,280
- Special Projects: \$996,613
- Total Expenditures: \$3,209,451

The final training expenditure reflects 100% fulfillment of the mandated 30% expenditure by the June 30, 2024, deadline.

# FRESNO REGIONAL WORKFORCE DEVELOPMENT BOARD

AGENDA ITEM:	B2
MEETING DATE:	December 4, 2024
ACTION:	ACCEPT

2125 Kern Street, Suite 208 • Fresno, CA 93721 • (559) 490-7100 • Fax (559) 490-7199 • [www.frwdb.net](http://www.frwdb.net)

**TO:** Fresno Regional Workforce Development Board

**FROM:** Skills Development Council

**SUBJECT:** Eligible Training Provider List Monitoring Report

## **RECOMMENDATION:**

Accept the following Eligible Training Provider List (ETPL) Monitoring Report for the First Quarter of Program Year (PY) 2024–2025.

The Skills Development Council approved this recommendation on November 6, 2024.

## **REASON FOR RECOMMENDATION:**

Fresno Regional Workforce Development Board staff conducts monitoring of all ETPL providers to ensure compliance with federal, state and local regulations and/or policies.

The attached table is an overview of the ETPL monitoring during the period of July 1, 2024, through September 30, 2024.

## **ATTACHMENT:**

Eligible Training Provider List Monitoring Report - First Quarter, Program Year 2024-2025

**Eligible Training Provider List Monitoring Report****First Quarter, Program Year 2024-2025**

Monitoring of the following schools was **completed** during the first quarter of Program Year (PY) 2024-2025:

<b>School</b>	<b>State ID</b>	<b>Results</b>
Fresno City College — Career and Technical Center	8660	No Findings
Kingsburg School of Dental Assisting	5200	No Findings
GRID Alternatives	7512	No Findings
Reedley College	8811	No Findings

Monitoring of the following schools was in **process** during the first quarter of PY 2024-2025:  
**NONE**

# Consent Items Submitted by the Youth Council

## **MISSION:**

To design, procure, and oversee Workforce Innovation and Opportunity Act youth services to ensure all available resources serve the needs of Fresno County youth.

# FRESNO REGIONAL WORKFORCE DEVELOPMENT BOARD

AGENDA ITEM:	C1
MEETING DATE:	December 4, 2024
ACTION:	APPROVE

2125 Kern Street, Suite 208 • Fresno, CA 93721 • (559) 490-7100 • Fax (559) 490-7199 • www.frwdb.net

**TO:** Fresno Regional Workforce Development Board

**FROM:** Youth Council

**SUBJECT:** Workforce Innovation and Opportunity Act Youth Carryover Funding Recommendations for Program Year 2024-2025

## **RECOMMENDATION:**

Approve the revised allocation of additional Workforce Innovation and Opportunity Act (WIOA) Youth funds for Program Year (PY) 2024-2025 in the amount of \$3,526, and the reconciled increase of carryover funds in the amount of \$236,518 as outlined below.

The Youth Council approved this recommendation on November 21, 2024.

## **REASON FOR RECOMMENDATION:**

The Employment Development Department (EDD), Workforce Services Division (WSD), released WIOA Formula Planning Estimate Allocations for PY 2024-2025, on May 15, 2024 (Attachment I). These allocations were based on the estimated allotment levels issued by the U.S. Department of Labor, Employment and Training Administration, to the states on February 12, 2024.

Then on June 6, 2024, the EDD WSD released the WIOA Formula Allocations for PY 2024-2025 (Attachment II), which increased the award by \$3,526, bringing the total allocation of Youth funds for PY 2024-2025 to \$6,683,749.

The fiscal closeout for PY 2023-2024 has been finalized. The WIOA Youth program has a reconciled total of \$1,863,668 of carryover funds, an increase of \$236,518 from the initial estimated carryover amount of \$1,627,150.

The Youth Council recommends that the FRWDB approve the revised budget allocations as outlined in Column D of Attachment III. Approval of the revised PY 2024-2025 funding allocations will result in the following:

- Increase \$71 to maintain a 2% of total funding for Community Outreach/One-Stop Marketing Budget
- Increase \$106 to maintain a 3% of total funding carryover to following PY 2025-2026
- Increase current PY 2024-2025 Work Experience (WEX) pool by \$2,276 to meet the minimum 20% WEX allocation as mandated by the State of California
- Increase of \$237,592 due to reconciled prior PY WEX Reserve

## **FISCAL IMPACT:**

Approval of this item will increase an additional \$3,526 of WIOA Youth funds and increase \$236,518 of carryover funds for PY 2024-2025. The net increase of \$240,044 will allocate a net increase of \$176 to operational costs and a net increase of \$239,868 to the current and prior PY WEX participant pool/reserve.



**ATTACHMENTS:**

ATTACHMENT I: EDD Information Notice WSIN 23-43, WIOA Formula Planning Estimate Allocations for PY 24-25

ATTACHMENT II: EDD Information Notice WSIN 23-50, WIOA Title I Formula Allocations for PY 24-25

ATTACHMENT III: WIOA Youth Revised Allocations for Program Year 2024-25

# WIOA Formula Planning Estimate Allocations – PY 24-25

## Workforce Services Information Notice

WSIN23-43

Issued: May 15, 2024

The Employment Development Department has released the Workforce Innovation and Opportunity Act (WIOA) Title I formula fund allocations for each Local Workforce Development Area (Local Area), for the Adult, Youth, and Dislocated Worker funding streams for Program Year (PY) 2024-25. These allocations are based on the estimated allotment levels issued by the U.S. Department of Labor, Employment and Training Administration to the states in [Training and Employment Notice 19-23 \(PDF\)](#), dated February 12, 2024. These allotment levels are provided as an estimate for planning purposes and will change based on the enacted PY 24 full-year appropriation expected in April 2024. The planning estimates in this notice provide Local Areas with a general idea of how their funding will change in PY 24, assuming there are no major increases or decreases enacted by Congress.

The WIOA prescribes a specific method to calculate sub-state hold harmless levels which ensure that each Local Area receives no less than 90 percent of their average percentage share from the two prior years. These hold harmless provisions were established to help minimize year-to-year volatility in funding levels and limit any Local Area's year-over funding increase to 100 percent of their prior year allocation. The Local Areas that receive more than 100 percent of their average percentage share from the previous two years will be proportionately reduced by the amount of total funding necessary to ensure that all Local Areas receive at least 90 percent of their average percentage share from the two prior years.

The allotment to California and the amounts available for the formula allocation to its Local Areas are listed below. Youth, Adult, and Dislocated Worker Activities Program Estimate Allotments (attachment 1) reflects the total amount Local Areas will receive for each of the funding streams for PY 24-25. WIOA Planning Estimate Funding SFY 24-25 (attachment 2) provides a breakdown of how each of the three funding streams is allocated.

PY 24-25	Total Federal Allotment	Amount Available for Formula Allocation
Youth Program	\$145,963,305	\$124,068,810
Adult Program	\$141,099,237	\$119,934,352
Dislocated Worker Program	\$158,442,243	\$95,065,347
<b>Total</b>	<b>\$445,504,785</b>	<b>\$339,068,509</b>

If you have any questions, please contact the Financial Management Unit at [WSBFinancialManagementUnit@edd.ca.gov](mailto:WSBFinancialManagementUnit@edd.ca.gov).

/s/ KIMBERLEE MEYER, Chief  
Central Office Workforce Services Division

## Attachments

1. Youth, Adult, and Dislocated Worker Activities Program Estimate Allotments (PDF)
2. WIOA Planning Estimate Funding SFY 24-25 (PDF)

Workforce Innovation and Opportunity Act  
Youth, Adult, and Dislocated Worker Activities Estimated Allocations Program Year 2024 - 2025

Display Name	Round 1			Round 2		Grand Total
	Youth	Adult	Dislocated Worker	Adult	Dislocated Worker	
Alameda	\$1,652,944	\$239,548	\$318,456	\$1,357,439	\$1,804,584	\$5,372,971
Anaheim City	\$762,669	\$112,229	\$103,239	\$635,965	\$585,019	\$2,199,121
Contra Costa	\$1,755,483	\$252,222	\$297,706	\$1,429,257	\$1,686,998	\$5,421,666
Foothill	\$616,067	\$99,049	\$77,971	\$561,276	\$441,833	\$1,796,196
Fresno	\$6,680,223	\$948,390	\$618,002	\$5,374,212	\$3,502,011	\$17,122,838
Golden Sierra	\$751,041	\$113,839	\$154,307	\$645,090	\$874,405	\$2,538,682
Humboldt	\$442,405	\$56,673	\$41,561	\$321,145	\$235,510	\$1,097,294
Imperial	\$3,168,710	\$464,844	\$286,452	\$2,634,115	\$1,623,228	\$8,177,349
Kern, Inyo, and Mono	\$6,565,418	\$968,068	\$598,014	\$5,485,716	\$3,388,744	\$17,005,960
Kings	\$936,897	\$147,775	\$89,502	\$837,392	\$507,179	\$2,518,745
Los Angeles City	\$16,296,257	\$2,405,929	\$1,512,038	\$13,633,594	\$8,568,233	\$42,416,051
Los Angeles County	\$13,505,406	\$1,943,626	\$1,264,836	\$11,013,880	\$7,167,416	\$34,895,164
Madera	\$900,263	\$135,121	\$84,476	\$765,687	\$478,695	\$2,364,242
Merced	\$2,217,968	\$312,012	\$198,337	\$1,768,068	\$1,123,907	\$5,620,292
Monterey	\$2,513,644	\$368,424	\$310,438	\$2,087,734	\$1,759,149	\$7,039,389
Mother Lode	\$346,219	\$63,019	\$48,848	\$357,110	\$276,806	\$1,092,002
Workforce Alliance of the North Bay	\$969,172	\$152,983	\$150,571	\$866,902	\$853,236	\$2,992,864
NoRTEC	\$2,564,197	\$377,872	\$252,807	\$2,141,274	\$1,432,575	\$6,768,725
North Central Counties Consortium	\$1,438,438	\$215,541	\$149,429	\$1,221,402	\$846,764	\$3,871,574
NOVA	\$1,266,407	\$192,442	\$293,757	\$1,090,505	\$1,664,621	\$4,507,732
Oakland City	\$1,094,018	\$171,381	\$151,563	\$971,158	\$858,858	\$3,246,978
Orange	\$3,609,881	\$515,702	\$650,037	\$2,922,310	\$3,683,544	\$11,381,474
Pacific Gateway	\$1,859,804	\$266,071	\$176,111	\$1,507,737	\$997,965	\$4,807,688
Richmond City	\$301,305	\$47,101	\$40,527	\$266,906	\$229,654	\$885,493
Riverside	\$7,272,365	\$1,046,163	\$893,964	\$5,928,259	\$5,065,799	\$20,206,550
Sacramento	\$3,973,873	\$605,507	\$524,827	\$3,431,207	\$2,974,022	\$11,509,436
San Benito	\$272,236	\$39,561	\$34,435	\$224,177	\$195,129	\$765,538
San Bernardino	\$6,521,420	\$933,106	\$758,720	\$5,287,603	\$4,299,413	\$17,800,262
San Diego	\$6,730,362	\$967,588	\$950,821	\$5,483,001	\$5,387,984	\$19,519,756
San Francisco	\$1,410,309	\$222,316	\$270,644	\$1,259,792	\$1,533,648	\$4,696,709
San Joaquin	\$3,476,008	\$513,426	\$360,479	\$2,909,412	\$2,042,716	\$9,302,041
San Jose - Silicon Valley	\$1,983,623	\$289,263	\$338,662	\$1,639,157	\$1,919,085	\$6,169,790
San Luis Obispo	\$758,025	\$77,773	\$63,547	\$440,713	\$360,100	\$1,700,158
Santa Ana City	\$770,162	\$111,524	\$82,010	\$631,971	\$464,722	\$2,060,389
Santa Barbara	\$1,439,175	\$148,020	\$140,144	\$838,780	\$794,148	\$3,360,267
Santa Cruz	\$1,340,782	\$157,503	\$136,217	\$892,518	\$771,894	\$3,298,914
SELACO	\$1,543,115	\$225,162	\$168,136	\$1,275,915	\$952,768	\$4,165,096
Solano	\$1,184,292	\$185,291	\$158,305	\$1,049,984	\$897,060	\$3,474,932
Sonoma	\$754,255	\$109,722	\$129,774	\$621,758	\$735,384	\$2,350,893
South Bay	\$1,919,157	\$292,044	\$232,221	\$1,654,917	\$1,315,916	\$5,414,255
Stanislaus	\$2,596,501	\$383,942	\$269,090	\$2,175,670	\$1,524,841	\$6,950,044
Tulare	\$4,454,660	\$643,813	\$387,235	\$3,648,276	\$2,194,335	\$11,328,319
Ventura	\$1,617,902	\$217,364	\$278,331	\$1,231,730	\$1,577,209	\$4,922,536
Verdugo	\$1,154,358	\$183,795	\$134,070	\$1,041,503	\$759,729	\$3,273,455
Yolo	\$681,394	\$67,409	\$79,184	\$381,982	\$448,710	\$1,658,679
Total	\$124,068,810.00	\$17,990,153.00	\$14,259,801.00	\$101,944,199.00	\$80,805,546.00	\$339,068,509.00



## WIOA Title I Formula Allocations – PY 24-25

### Workforce Services Information Notice

WSIN23-50

Issued: June 6, 2024

The *Workforce Innovation and Opportunity Act* (WIOA) Title I Adult, Youth and Dislocated Worker formula fund allocations for each Local Workforce Development Area (Local Area), for Program Year (PY) 2024-25 have been released. The allocations are based on the allotments issued to states by the U.S. Department of Labor [Training and Employment Guidance Letter 12-23](#), dated May 8, 2024.

The WIOA prescribes a specific method to calculate sub-state hold harmless levels for Dislocated Worker Program funds. As a result, there is an alignment in the WIOA hold harmless provisions across the Youth, Adult, and Dislocated Worker programs. The hold harmless provisions help mitigate year-to-year volatility in funding levels. Under the WIOA, hold harmless provisions ensure that each Local Area receives no less than 90 percent of their average percentage share from the two prior years. The Local Areas that receive more than 100 percent of their average percentage share from the previous two years will be proportionately reduced by the amount of total funding necessary to ensure that all Local Areas receive at least 90 percent of their average percentage share from the two prior years.

This notice is being issued for planning and budgeting purposes only. The state has not received the federal Notice of Award (NOA) for any of the funding streams. Once the NOA is received, Youth Allocations will be released to Local Areas immediately. Youth Allotments to the states will be issued in one sum with an effective date of April 1, 2024, under the grant code 301. The Adult and Dislocated Worker Allocations will be released as soon as we receive federal and state spending authority for these funds.

The Federal Allotment to California and the amounts available for the formula allocation to the Local Areas are listed below. Attachment 1 reflects the total amount Local Areas will receive for each of the funding streams. Additionally, Attachment 2 provides a breakdown of how each of the three funding streams are allocated.

#### PY 24-25 Federal Allotment and Formula Allocation

PY 24-25 Funding Stream	Federal Allotment	Formula Allocation
Youth Program	\$146,040,343	\$124,134,292
Adult Program	\$141,158,847	\$119,985,021
Dislocated Worker Program	\$158,507,519	\$95,104,512
<b>Total</b>	<b>\$445,706,709</b>	<b>\$339,223,825</b>

If you have any questions about allocations, please contact the Financial Management Unit at [WSBFinancialManagementUnit@edd.ca.gov](mailto:WSBFinancialManagementUnit@edd.ca.gov).

/s/ KIMBERLEE MEYER, Chief  
Central Office Workforce Services Division

### Attachments

1. [WIOA Youth, Adult, and Dislocated Worker Allocations \(PDF\)](#)
2. [WIOA Funding PY 24-25 \(PDF\)](#)

Workforce Innovation and Opportunity Act  
Youth, Adult, and Dislocated Worker Allocations  
Program Year 2024 - 2025

	Round 1	Round 1	Round 1	Round 2	Round 2	
Local Area	Youth	Adult	Dislocated Worker	Adult	Dislocated Worker	Grand Total
Alameda	\$1,653,816	\$314,087	\$457,846	\$1,283,575	\$1,666,068	\$5,375,392
Anaheim City	\$763,071	\$147,151	\$148,427	\$601,359	\$540,115	\$2,200,123
Contra Costa	\$1,756,410	\$330,704	\$428,013	\$1,351,485	\$1,557,508	\$5,424,120
Foothill	\$616,392	\$129,869	\$112,099	\$530,735	\$407,919	\$1,797,014
Fresno	\$6,683,749	\$1,243,496	\$888,505	\$5,081,778	\$3,233,205	\$17,130,733
Golden Sierra	\$751,437	\$149,262	\$221,848	\$609,988	\$807,288	\$2,539,823
Humboldt	\$442,639	\$74,307	\$59,752	\$303,670	\$217,432	\$1,097,800
Imperial	\$3,170,383	\$609,487	\$411,834	\$2,490,781	\$1,498,632	\$8,181,117
Kern, Inyo, and Mono	\$6,568,883	\$1,269,296	\$859,768	\$5,187,214	\$3,128,632	\$17,013,793
Kings	\$937,392	\$193,758	\$128,678	\$791,826	\$468,249	\$2,519,903
Los Angeles City	\$16,304,857	\$3,154,569	\$2,173,870	\$12,891,731	\$7,910,556	\$42,435,583
Los Angeles County	\$13,512,534	\$2,548,415	\$1,818,465	\$10,414,567	\$6,617,263	\$34,911,244
Madera	\$900,738	\$177,166	\$121,451	\$724,023	\$441,951	\$2,365,329
Merced	\$2,219,139	\$409,099	\$285,150	\$1,671,860	\$1,037,639	\$5,622,887
Monterey	\$2,514,971	\$483,064	\$446,319	\$1,974,131	\$1,624,121	\$7,042,606
Mother Lode	\$346,402	\$82,629	\$70,229	\$337,678	\$255,559	\$1,092,497
Workforce Alliance of the North Bay	\$969,683	\$200,585	\$216,477	\$819,730	\$787,743	\$2,994,218
NoRTEC	\$2,565,550	\$495,452	\$363,463	\$2,024,758	\$1,322,614	\$6,771,837
North Central Counties Consortium	\$1,439,197	\$282,610	\$214,835	\$1,154,940	\$781,769	\$3,873,351
NOVA	\$1,267,075	\$252,323	\$422,336	\$1,031,165	\$1,536,849	\$4,509,748
Oakland City	\$1,094,595	\$224,708	\$217,903	\$918,313	\$792,934	\$3,248,453
Orange	\$3,611,787	\$676,170	\$934,562	\$2,763,294	\$3,400,804	\$11,386,617
Pacific Gateway	\$1,860,786	\$348,863	\$253,197	\$1,425,695	\$921,364	\$4,809,905
Richmond City	\$301,464	\$61,757	\$58,266	\$252,382	\$212,027	\$885,896
Riverside	\$7,276,203	\$1,371,692	\$1,285,258	\$5,605,676	\$4,676,960	\$20,215,789
Sacramento	\$3,975,970	\$793,919	\$754,548	\$3,244,500	\$2,745,743	\$11,514,680
San Benito	\$272,379	\$51,870	\$49,507	\$211,978	\$180,151	\$765,885
San Bernardino	\$6,524,862	\$1,223,456	\$1,090,816	\$4,999,882	\$3,969,400	\$17,808,416
San Diego	\$6,733,915	\$1,268,668	\$1,367,001	\$5,184,647	\$4,974,416	\$19,528,647
San Francisco	\$1,411,053	\$291,493	\$389,106	\$1,191,242	\$1,415,929	\$4,698,823
San Joaquin	\$3,477,842	\$673,186	\$518,263	\$2,751,099	\$1,885,922	\$9,306,312
San Jose - Silicon Valley	\$1,984,670	\$379,271	\$486,896	\$1,549,963	\$1,771,780	\$6,172,580
San Luis Obispo	\$758,425	\$101,973	\$91,362	\$416,732	\$332,459	\$1,700,951
Santa Ana City	\$770,569	\$146,227	\$117,906	\$597,582	\$429,051	\$2,061,335
Santa Barbara	\$1,439,935	\$194,079	\$201,486	\$793,138	\$733,191	\$3,361,829
Santa Cruz	\$1,341,490	\$206,513	\$195,840	\$843,952	\$712,646	\$3,300,441
SELACO	\$1,543,929	\$295,224	\$241,730	\$1,206,487	\$879,636	\$4,167,006
Solano	\$1,184,917	\$242,947	\$227,596	\$992,850	\$828,204	\$3,476,514
Sonoma	\$754,653	\$143,864	\$186,576	\$587,925	\$678,937	\$2,351,955
South Bay	\$1,920,170	\$382,918	\$333,865	\$1,564,866	\$1,214,910	\$5,416,729
Stanislaus	\$2,597,872	\$503,411	\$386,872	\$2,057,282	\$1,407,798	\$6,953,235
Tulare	\$4,457,011	\$844,145	\$556,731	\$3,449,757	\$2,025,903	\$11,333,547
Ventura	\$1,618,756	\$285,000	\$400,158	\$1,164,707	\$1,456,147	\$4,924,768
Verdugo	\$1,154,967	\$240,985	\$192,753	\$984,830	\$701,414	\$3,274,949
Yolo	\$681,754	\$88,384	\$113,843	\$361,196	\$414,268	\$1,659,445
<b>Total</b>	<b>\$124,134,292</b>	<b>\$23,588,052</b>	<b>\$20,501,406</b>	<b>\$96,396,969</b>	<b>\$74,603,106</b>	<b>\$339,223,825</b>



	A	B	C	D	E	F
1	WIOA YOUTH					
2	REVISED ALLOCATIONS FOR PROGRAM YEAR 2024-25					
3						
4						
5						
6			APPROVED	REVISED		
7			6.5.24	9.30.24		
8			Youth	Youth		
9			Allocation	Allocation	Increase/	%
10			2024-25	2024-25	(Decrease)	Change
11						
12						
13	Actual/Estimated Carryover		1,627,150	1,863,668	236,518	14.54%
14	Award		6,680,223	6,683,749	3,526	0.05%
15	<b>Total Available</b>		<b>8,307,373</b>	<b>8,547,417</b>	<b>240,044</b>	<b>2.89%</b>
16						
17	<b>Operational Costs</b>					
18	AJCC Facility/Site Budgets		1,586,083	1,586,083	0	0.00%
19	Community Outreach/OS Marketing Budget	2%	133,604	133,675	71	0.05%
20	One Time Costs PY 23-24		0	0	0	0.00%
21	FRWDB Admin Support		625,708	625,708	0	0.00%
22	FRWDB Program Support		829,427	829,427	0	0.00%
23	Assessment Materials		55,494	55,494	0	0.00%
24	Carryover to Following Year (PY 25-26)	3%	200,407	200,512	106	0.05%
25	<b>Total Operational Costs</b>		<b>3,430,723</b>	<b>3,430,899</b>	<b>176</b>	<b>0.01%</b>
26						
27	<b>Contractors &amp; Participant Pools</b>					
28	Equus - Incarcerated Youth		278,528	278,528	0	0.00%
29	Equus - Urban West		891,800	891,800	0	0.00%
30	Fresno EOC - Urban East		891,800	891,800	0	0.00%
31	Proteus - Rural East		441,982	441,982	0	0.00%
32	America Works - Rural West		433,160	433,160	0	0.00%
33	Current Plan Year Work Experience Pool		1,020,110	1,022,386	2,276	0.22%
34	Prior Plan Year Work Experience Reserve		543,581	781,173	237,592	43.71%
35	Vocational Training Pool		180,689	180,689	0	0.00%
36	Public Defenders Project		15,000	15,000	0	0.00%
37	Participant Workshops		45,000	45,000	0	0.00%
38	Soft Skills Training Pool		35,000	35,000	0	0.00%
39	Supportive Services		100,000	100,000	0	0.00%
40	<b>Total Contractors &amp; Participant Pools</b>		<b>4,876,650</b>	<b>5,116,518</b>	<b>239,868</b>	<b>4.92%</b>
41						
42						
43	<b>Total Allocations</b>		<b>8,307,373</b>	<b>8,547,417</b>		
44			0	0		
45						
46			1,202,440	1,203,075		
47	Work Experience Training Percentage		20%	20%		
48						
49						
50	Note: Due to spreadsheet formula rounding calculations, total(s) may be \$1.00 off.					
51	Prepared By: C. Beierschmitt					

# FRESNO REGIONAL WORKFORCE DEVELOPMENT BOARD

AGENDA ITEM:	C2
MEETING DATE:	December 4, 2024
ACTION:	APPROVE

2125 Kern Street, Suite 208 • Fresno, CA 93721 • (559) 490-7100 • Fax (559) 490-7199 • www.frwdb.net

**TO:** Fresno Regional Workforce Development Board  
**FROM:** Youth Council  
**SUBJECT:** Student Training and Employment Program Contract Awards

## **RECOMMENDATION:**

Approve \$745,001.80 in award allocations by the California Department of Rehabilitation (DOR) and Foundation for California Community Colleges' (Foundation) Student Training and Employment Program (STEP) grant program for the second (2<sup>nd</sup>) year funding period of January 1, 2025, to December 31, 2025, as outlined below.

The Youth Council approved this recommendation on November 21, 2024.

## **REASON FOR RECOMMENDATION:**

The Fresno Regional Workforce Development Board's (FRWDB) STEP program will foster strong partnerships with key stakeholders in the area who support students with disabilities (SWD) by strengthening an existing open line of referrals and streamlining access to services for these individuals. The program will provide work experience, job preparation training, job exploration and postsecondary enrollment counseling, and self-advocacy training for SWDs. Individuals enrolled in this program will have access to a robust support system that not only prepares them for the workforce but also empowers them to advocate for their needs and career aspirations. This approach ensures that SWDs receive the guidance and resources necessary to succeed in their chosen career paths.

The Youth Council is recommending the approval of funding awards for the initial funding period as follows:

FRWDB Operational/Program Oversight	\$70,001.80
America Works of California	\$307,148.00
Facilities Cost Pool	\$26,400.00
Participant Work Experience Pool – Career Catalyst	\$331,452.00
Onboarding – Career Catalyst	\$10,000.00
Total	<u>\$745,001.80</u>

## **FISCAL IMPACT:**

Approval of this item will allocate \$745,001.80 of DOR/Foundation funding for the period of January 1, 2025, through December 31, 2025.

# FRESNO REGIONAL WORKFORCE DEVELOPMENT BOARD

AGENDA ITEM:	C3
MEETING DATE:	December 4, 2024
ACTION:	ACCEPT

2125 Kern Street, Suite 208 • Fresno, CA 93721 • (559) 490-7100 • Fax (559) 490-7199 • www.frwdb.net

**TO:** Fresno Regional Workforce Development Board  
**FROM:** Youth Council  
**SUBJECT:** Youth Work Experience Expenditure Report

## **RECOMMENDATION:**

Accept the Workforce Innovation and Opportunity Act (WIOA) Youth Participant Work Experience Report for the period of July 1, 2022, through June 30, 2024.

The Youth Council approved this recommendation on November 21, 2024.

## **REASON FOR RECOMMENDATION:**

WIOA places a priority on providing youth with occupational learning opportunities through Work Experience, which includes paid work experience, pre-apprenticeship programs, job shadowing, and on-the-job training activities. Beginning July 1, 2015, local boards were required to begin implementing Work Experience requirements, which included a mandated minimum expenditure requirement of 20% of the total youth allocation.

The WIOA formula funding has a two (2)-year life cycle, and local areas are mandated to fully expend the required Work Experience funding by June 30th of the last program year, e.g., Work Experience funds allocated in Program Year (PY) 2020 - 2021 were required to be fully expended by June 30, 2022.

The total work experience funds allocated in PY 2022 - 2024 was \$1,145,242 and were required to be fully expended by June 30, 2024.

The following provides an overview of the total Work Experience expenditure as of June 30, 2024

- In-School Youth- \$165,251
- Out-of-School Youth: \$646,221
- Leveraged Funds: \$333,770

Total expenditures for Work Experience was \$1,145,242, which met the 20% minimum expenditures mandated by WIOA for the two (2)-year allocation.

# FRESNO REGIONAL WORKFORCE DEVELOPMENT BOARD

AGENDA ITEM:	C4
MEETING DATE:	December 4, 2024
ACTION:	ACCEPT

2125 Kern Street, Suite 208 • Fresno, CA 93721 • (559) 490-7100 • Fax (559) 490-7199 • www.frwdb.net

**TO:** Fresno Regional Workforce Development Board  
**FROM:** Youth Council  
**SUBJECT:** Youth Satisfaction Report

## **RECOMMENDATION:**

Accept the Youth Program Satisfaction Report for the Fourth Quarter of Program Year (PY) 2023-2024 and First Quarter of PY 2024-2025.

The Youth Council approved this recommendation on November 21, 2024.

## **REASON FOR RECOMMENDATION:**

The Fresno Regional Workforce Development Board (FRWDB) Joint Powers Agreement states, in part, that FRWDB staff shall fulfill administrative responsibilities as set forth in the Workforce Innovation and Opportunity Act (WIOA), including the administering of programs as described in the WIOA, as well as developing budgets plans. Additional administrative responsibilities shall include assessing the performance and evaluating the benefit, productivity, and impact of all programs funded under the WIOA, as amended or superseded, and submitting progress reports.

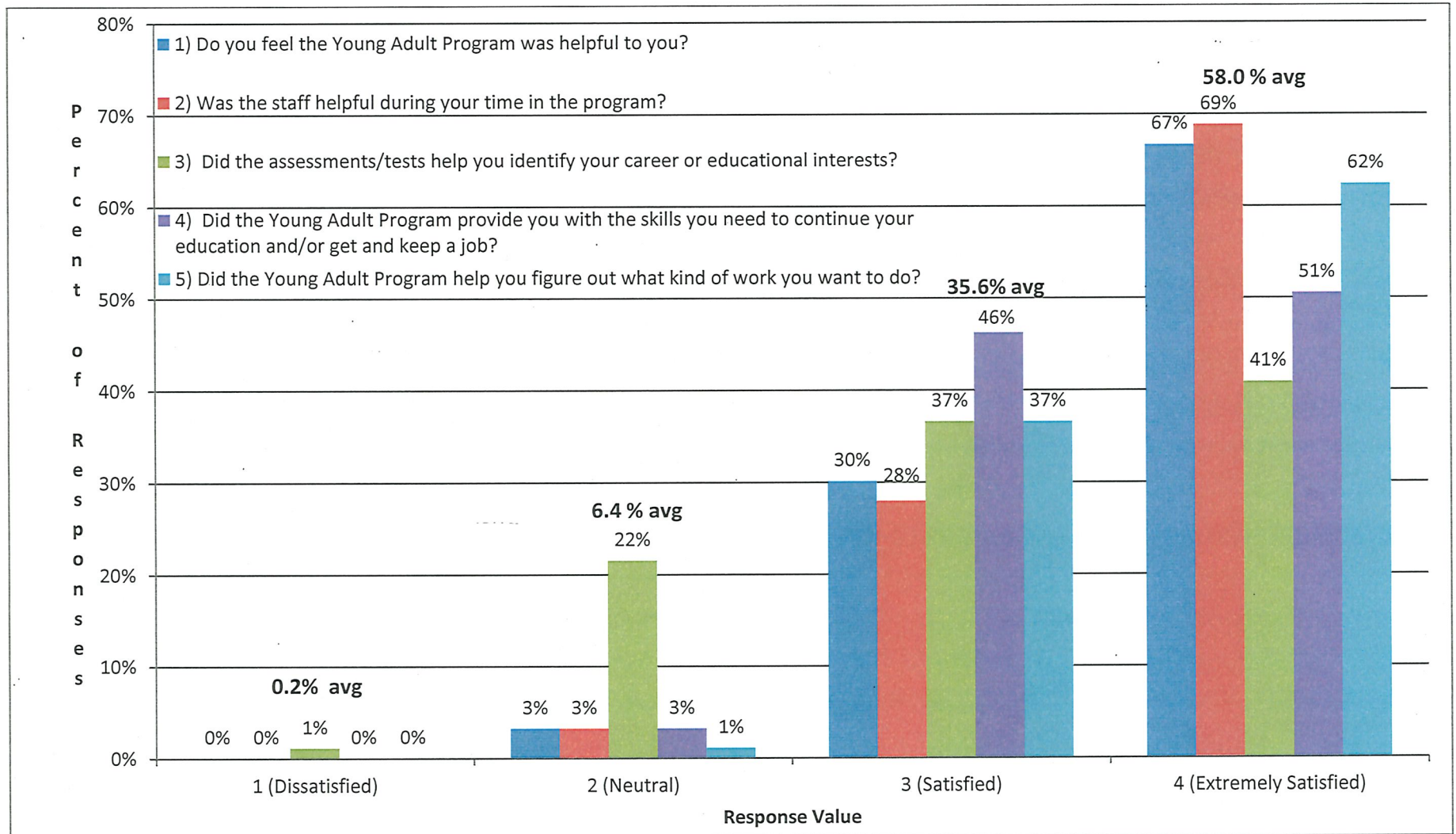
As part of this responsibility, FRWDB staff have implemented the Youth Program Satisfaction process and data collection system. The FRWDB's sub-contracted providers of services submit their data to staff monthly. The data is aggregated, analyzed and reviewed on a quarterly basis and reported to this Council.

FRWDB staff work with service providers to improve the processes used to increase the satisfaction level of youth participants. These improvements are based on data collected through satisfaction surveys, monitoring reviews, complaints, and monthly operations meetings between providers and FRWDB staff.

## **ATTACHMENTS:**

- ATTACHMENT I: Fourth Quarter Young Adult Customer Satisfaction Report for Program Year 2023-2024  
ATTACHMENT II: First Quarter Young Adult Customer Satisfaction Report for Program Year 2024-2025

## Fourth Quarter Young Adult Customer Satisfaction Report for Program Year 2023-2024

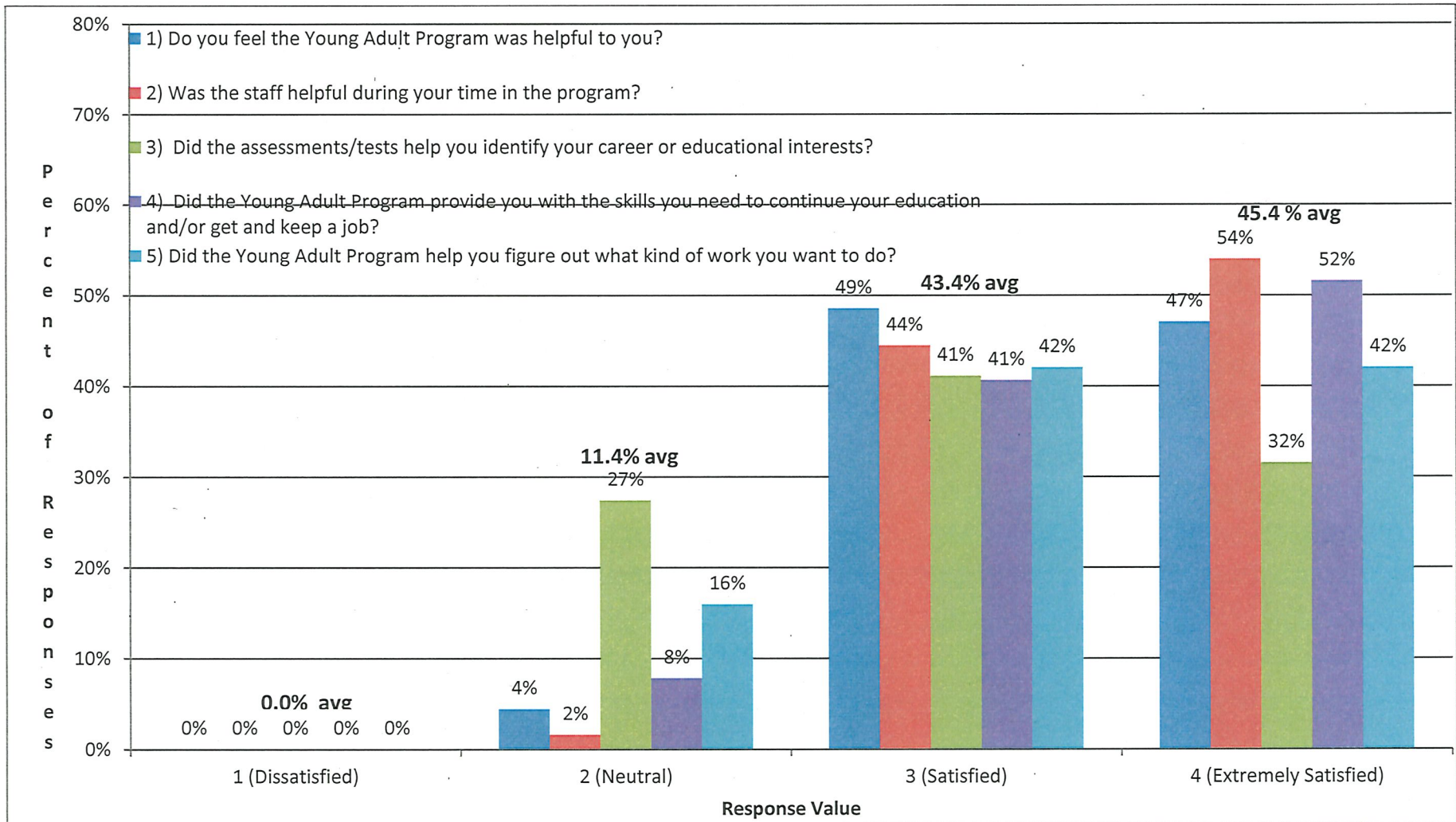


Surveys Received	94
Participants Closed	172
Survey Response Rate	54.7%

### Participant Comments:

I felt overwhelmed with the tutorials. I was already having a tough time with school and didn't need more busy work. Eventually my Academic Career Advisor helped me through it and I got a job; Everything was good; My Academic Career Advisor and Business Account Specialist were extremely helpful. I appreciated them taking me to get scrubs for work experience; Please provide longer work experience hours; Make program shorter and faster; Wished the program wasn't so long.

## First Quarter Young Adult Customer Satisfaction Report for Program Year 2024-2025



Surveys Received	76
Participants Closed	115
Survey Response Rate	66.1%

### Participant Comments:

I would like to see more work experience hours and thank Miss Melissa for pushing me to get my high school diploma. The program provides participants with more goals to accomplish so they can start thinking about the future and planning out what they want to do. Very grateful to the workforce team members that helped him through his participation and felt fortunate to have his Academic Career Advisor to help him with activities that led him to employment.



# FRESNO REGIONAL WORKFORCE DEVELOPMENT BOARD

AGENDA ITEM:	C5
MEETING DATE:	December 4, 2024
ACTION:	ACCEPT

2125 Kern Street, Suite 208 • Fresno, CA 93721 • (559) 490-7100 • Fax (559) 490-7199 • [www.frwdb.net](http://www.frwdb.net)

---

**TO:** Fresno Regional Workforce Development Board

**FROM:** Youth Council

**SUBJECT:** Youth Providers of Services' Monitoring Report

**RECOMMENDATION:**

Accept the following Youth Providers of Services' Monitoring Report for the First Quarter of Program Year (PY) 2024-2025.

The Youth Council approved this recommendation on November 21, 2024.

**REASON FOR RECOMMENDATION:**

Fresno Regional Workforce Development Board (FRWDB) staff conducts monitoring of all contracts to ensure compliance with federal, state, and local regulations and policies specific to programmatic and fiscal systems under the authority of Workforce Innovation and Opportunity Act, Sections 183(a) and 184(a)(4).

The attached tables provide the status of the fiscal and program monitoring for the First Quarter of PY 2024-2025.

**ATTACHMENT:**

Youth Providers of Services' Monitoring Report – First Quarter, Program Year 2024-2025

**Youth Providers of Services' Monitoring Report  
First Quarter, Program Year 2024-2025**

**Fiscal Monitoring:**

*Fiscal monitoring of the following sub-recipients was **completed** during the first quarter of Program Year (PY) 2024-2025:*

<b>Sub-Recipient</b>	<b>Grant</b>	<b>Results</b>
Fresno Economic Opportunities Commission PY 2023-2024, Initial Fiscal Review	Urban East Youth Services	Observations: 1) Timesheet signature issues 2) Staff time allocation issues 3) General ledger detail insufficient 4) Cost Allocation Plan issues
America Works of California, inc. PY 2023-2024, Initial Fiscal Review	Rural West Youth Services	Observations: 1) Timesheet signature issues 2) Staff time allocation issues 3) General ledger detail insufficient 4) Cost Allocation Plan issues

*Fiscal monitoring of the following sub-recipients was **in process** at the end of the first quarter:*

<b>Sub-Recipient</b>	<b>Grant</b>	<b>Results</b>
Fresno Economic Opportunities Commission PY 2023-2024, Fiscal Closeout	Urban East Youth Services	Review in process
Equus Workforce Solutions PY 2023-2024, Fiscal Closeout	One Fresno Youth Job Corps	Review in process
Equus Workforce Solutions PY 2023-2024, Fiscal Closeout	Urban West Youth Services	Review in process
Equus Workforce Solutions PY 2023-2024, Fiscal Closeout	Youth Offender Services	Review in process
Proteus, Inc. PY 2023-2024, Fiscal Closeout	Rural East Youth Services	Review in process

**Youth Providers of Services' Monitoring Report  
First Quarter, Program Year 2024-2025**

**Program Monitoring:**

*Programmatic monitoring of the following sub-recipients was **completed** during the first quarter of Program Year (PY) 2024-2025:*

<b>Sub-Recipient</b>	<b>Grant</b>	<b>Results</b>
Fresno Economic Opportunities Commission PY 2023-2024	Urban East Youth Services	Findings: <ol style="list-style-type: none"><li>1) Youth program flow issues</li><li>2) Youth service codes issues</li><li>3) Eligibility issues resulting in unbillable costs<ul style="list-style-type: none"><li>• PY 22-23 (eligibility issues)</li><li>• PY 21-22 (eligibility issues)</li><li>• \$20,761.59 was returned to FRWDB on 10/18/24</li></ul></li></ol> <b>All Findings remain open and under a corrective action plan</b>

*Programmatic monitoring of the following sub-recipients was **in process** at the end of the first quarter:*  
**NONE**

# FRESNO REGIONAL WORKFORCE DEVELOPMENT BOARD

AGENDA ITEM:	C6
MEETING DATE:	December 4, 2024
ACTION:	ACCEPT

2125 Kern Street, Suite 208 • Fresno, CA 93721 • (559) 490-7100 • Fax (559) 490-7199 • www.frwdb.net

---

**TO:** Fresno Regional Workforce Development Board

**FROM:** Youth Council

**SUBJECT:** Local Performance Results Report

## **RECOMMENDATION:**

Accept the attached Youth Program Providers of Services Local Performance Results Reports for the Fourth Quarter of Program Year (PY) 2023-2024 and the First Quarter of PY 2024-2025.

The Youth Council approved this recommendation on November 21, 2024.

## **REASON FOR RECOMMENDATION:**

The Fresno Regional Workforce Development Board (FRWDB) Joint Powers Agreement states, in part, that FRWDB staff shall fulfill administrative responsibilities as set forth in the Workforce Innovation and Opportunity Act (WIOA), including the administering of programs as described in the WIOA, as well as developing budgets and administrative plans. Additional administrative responsibilities shall include assessing the performance and evaluating the benefit, productivity, and impact of all programs funded under the WIOA, as amended or superseded, and submitting progress reports. FRWDB staff will submit both upon request, but not less often than every quarter.

The attached worksheets provide local performance results for each of the Youth Provider of Services for the Fourth Quarter of PY 2023-2024 and the First Quarter of PY 2024-2025.

## **ATTACHMENTS:**

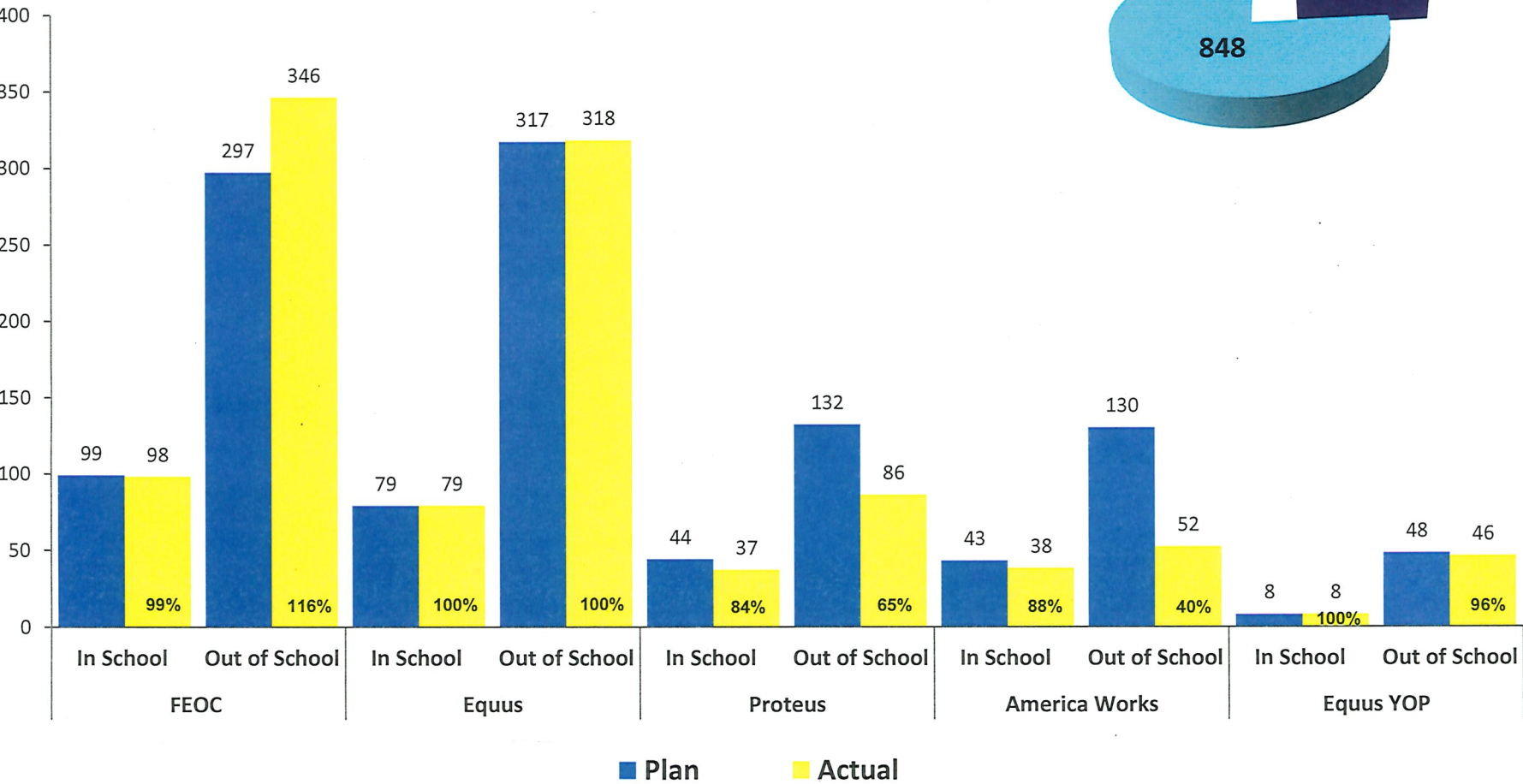
ATTACHMENT I: Youth Year-to-Date Local Performance Results - Fourth Quarter of Program Year 2023-2024

ATTACHMENT II: Youth Year-to-Date Local Performance Results - First Quarter of Program Year 2024-2025

FEOC - Fresno Economic Opportunities Commission  
Equus - Equus Workforce Solutions  
Proteus - Proteus, Inc.  
America Works - America Works of California  
Equus YOP - Youth Offender Program

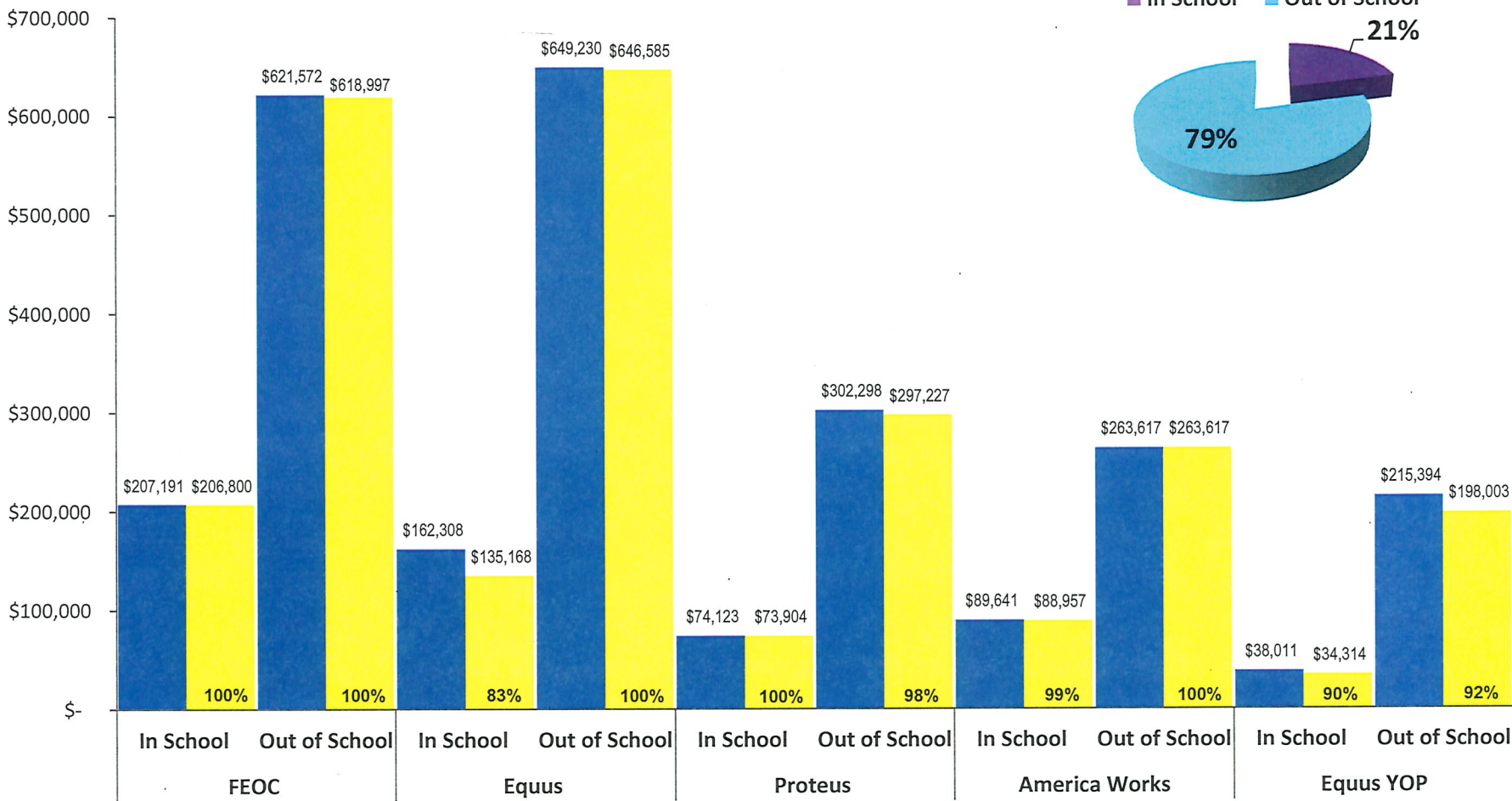
Youth Served

Total Served- 1108



Note: Number served goal is 95%

Youth Expenditures



Note: WIOA mandates a minimum of 75% Out-of-School Expenditures and a maximum of 25% In-school Expenditures. The expenditures goal range is 95% to 100%.

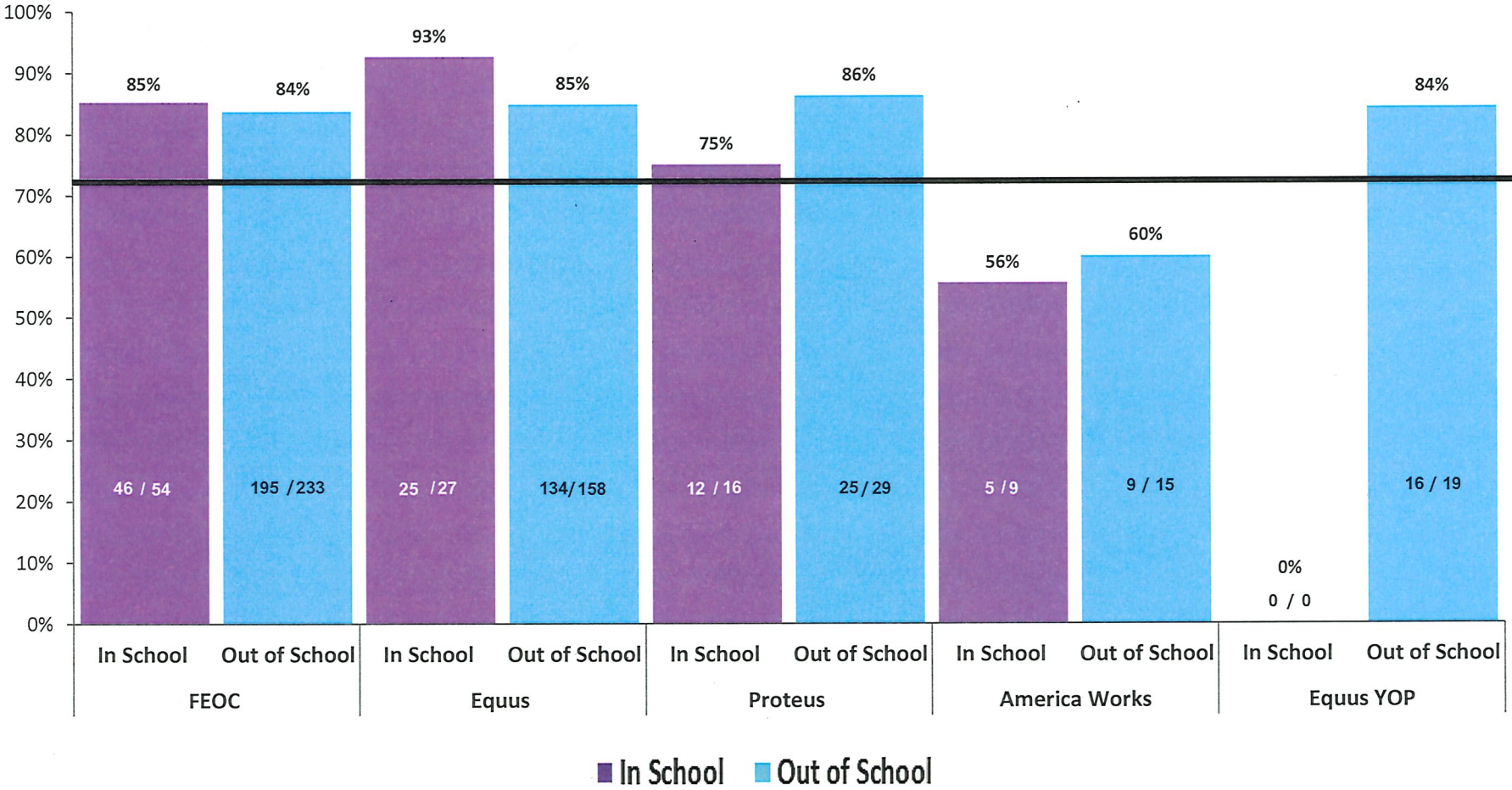
■ Plan ■ Actual

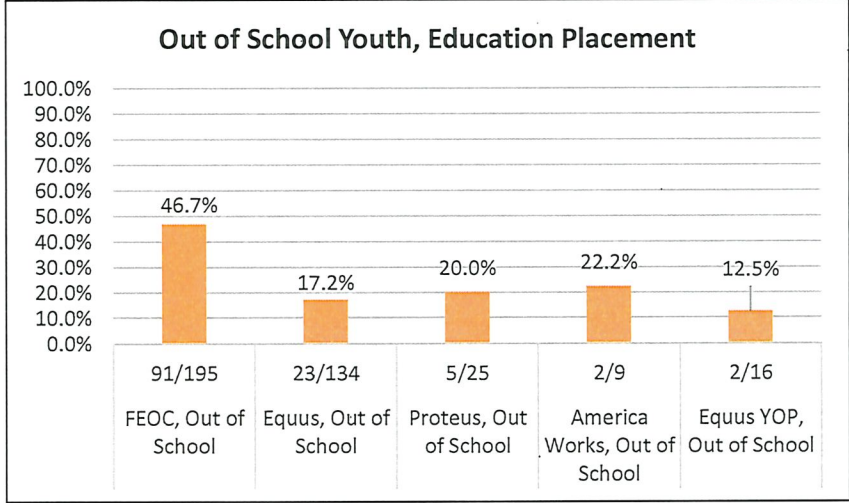
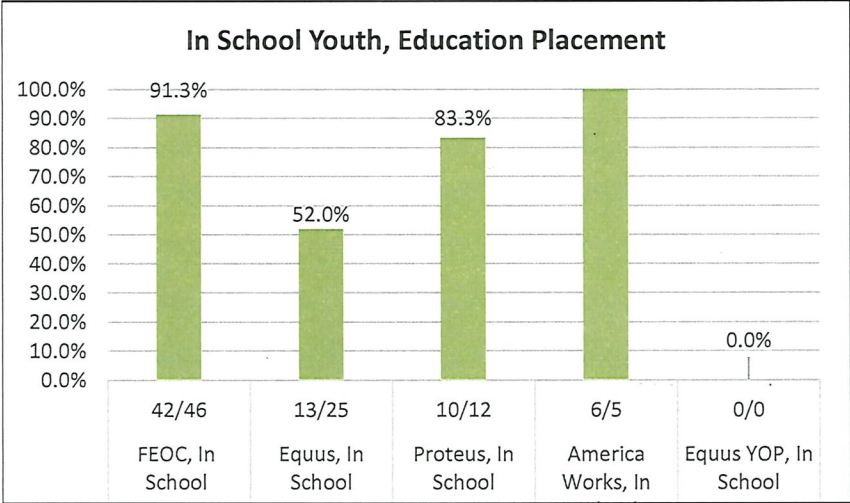
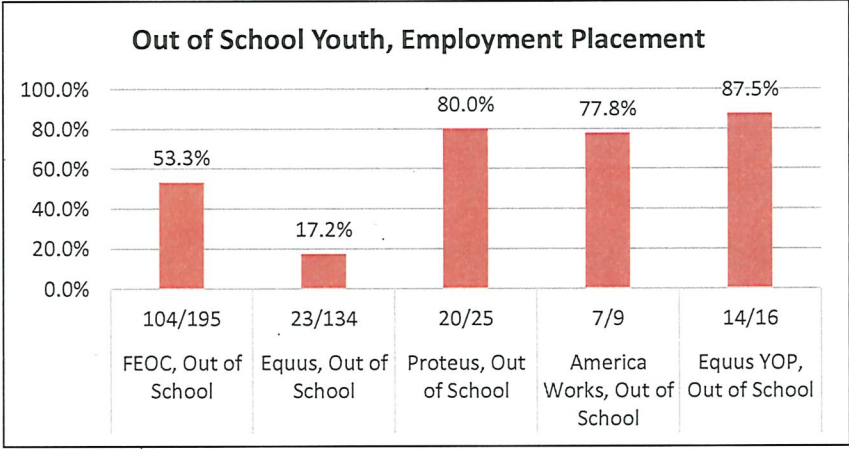
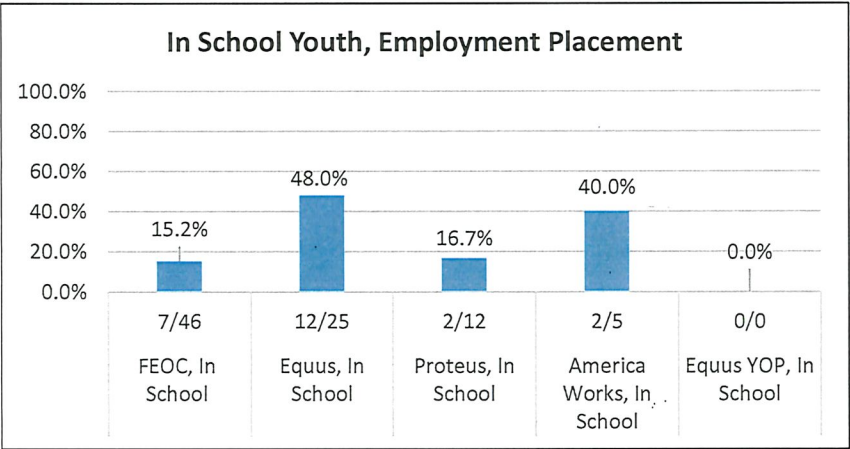


Youth Placement in  
Employment or Education

Goals

Placement 74.5%

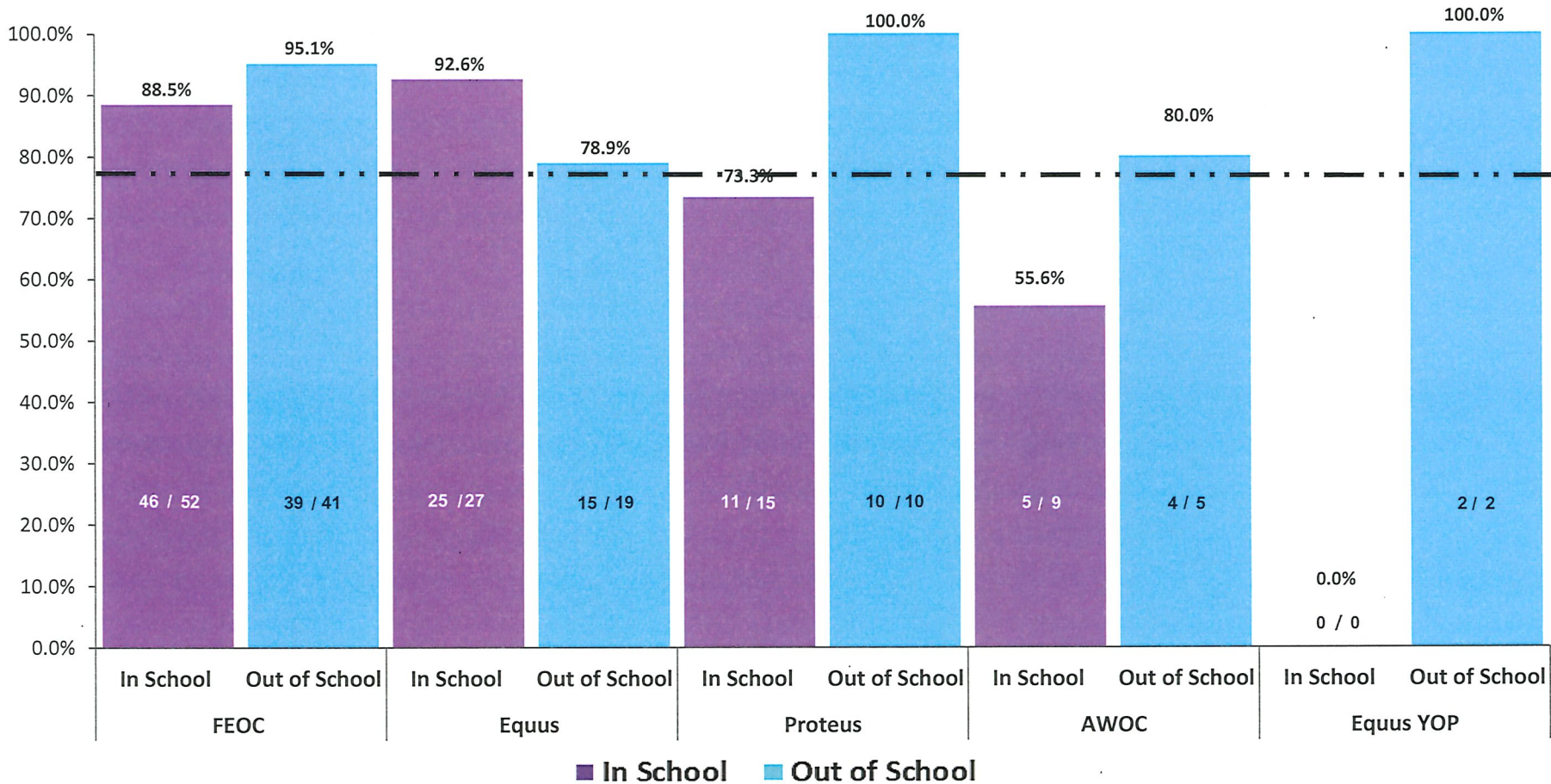




Youth  
Certificate of Attainment

Goals

Certificate of Attainment 78%

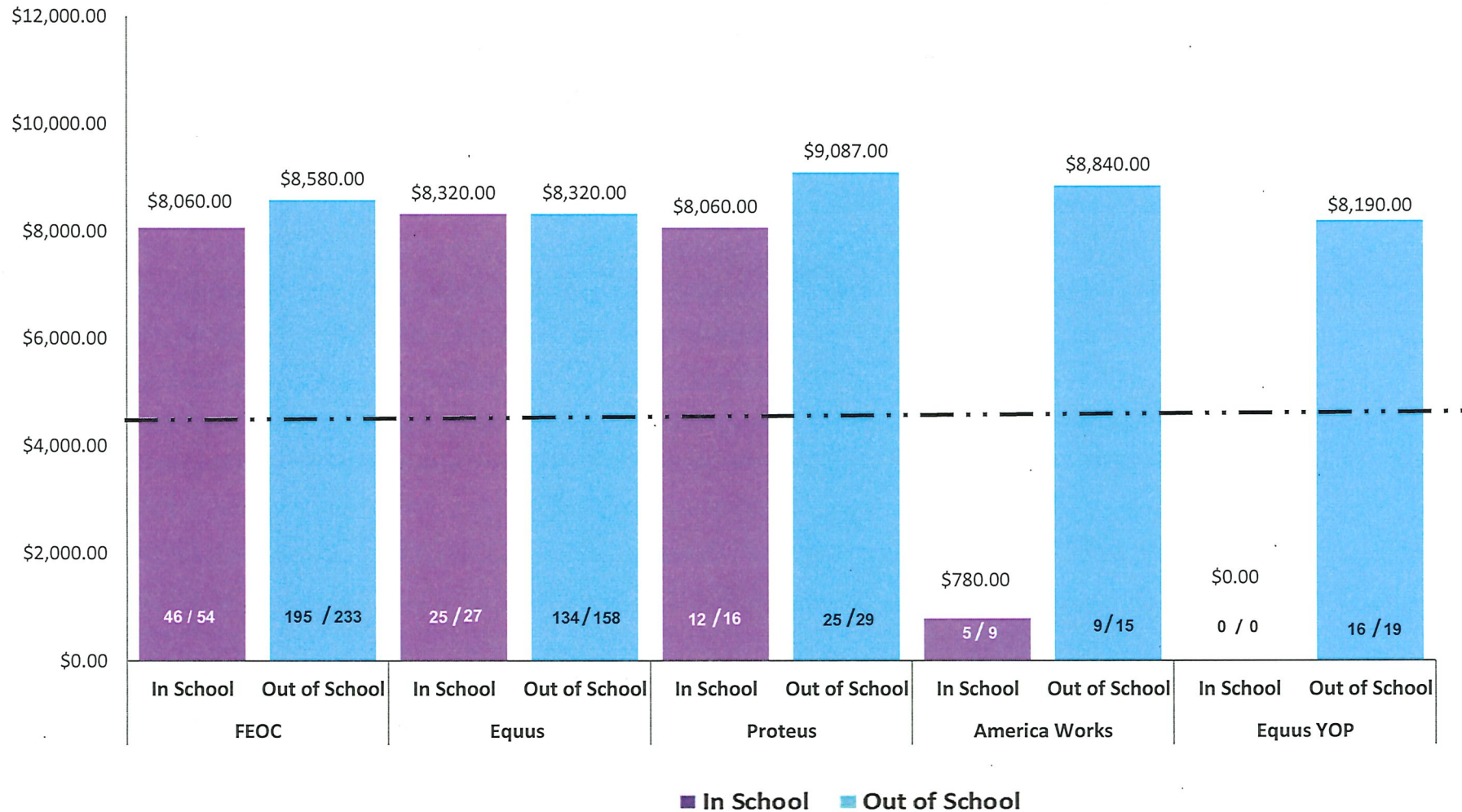




## Youth Median Wage

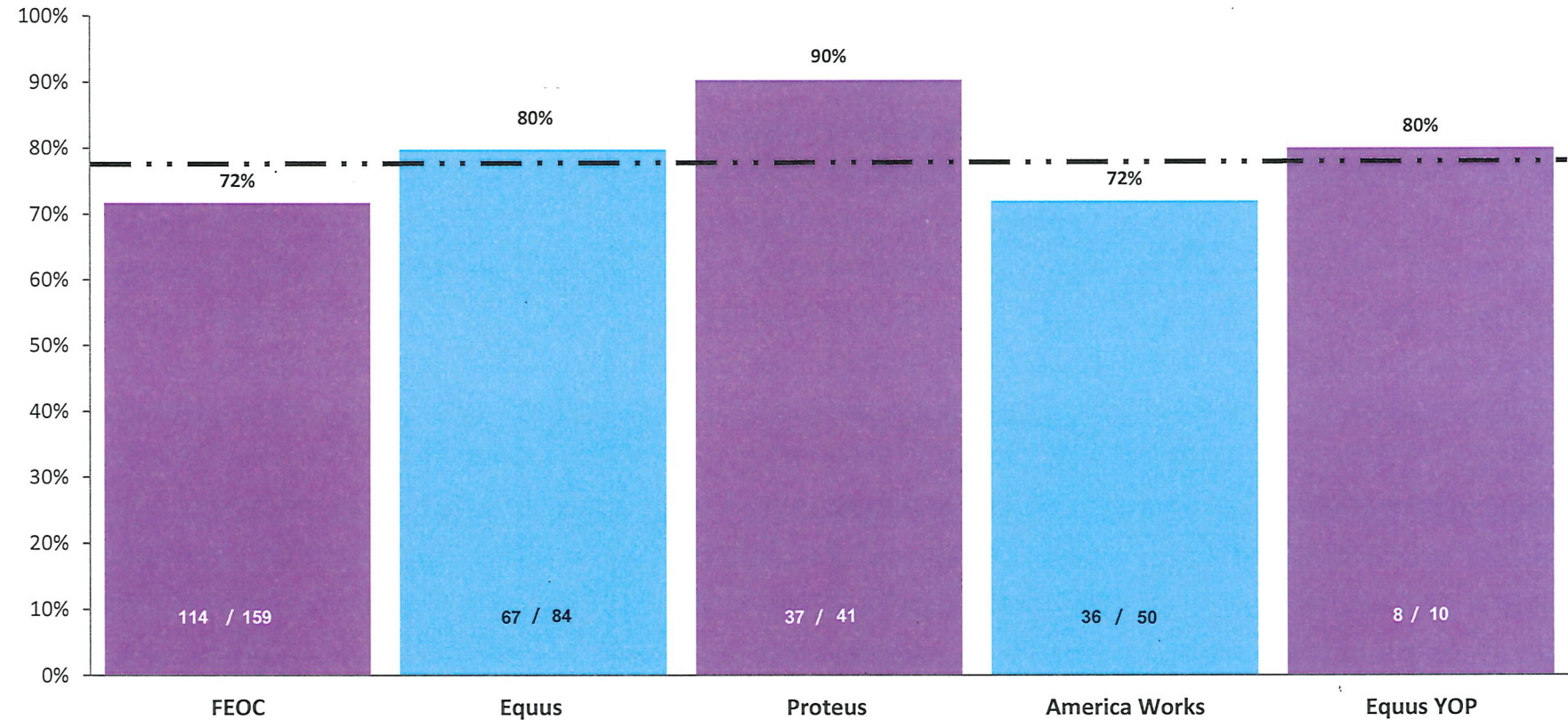
PY 2022-2023

Median Wage is \$ 4,500 — . . — .



Youth  
Measurable Skills Gain (MSG)

Goals  
Measurable Skills Gain 78% 



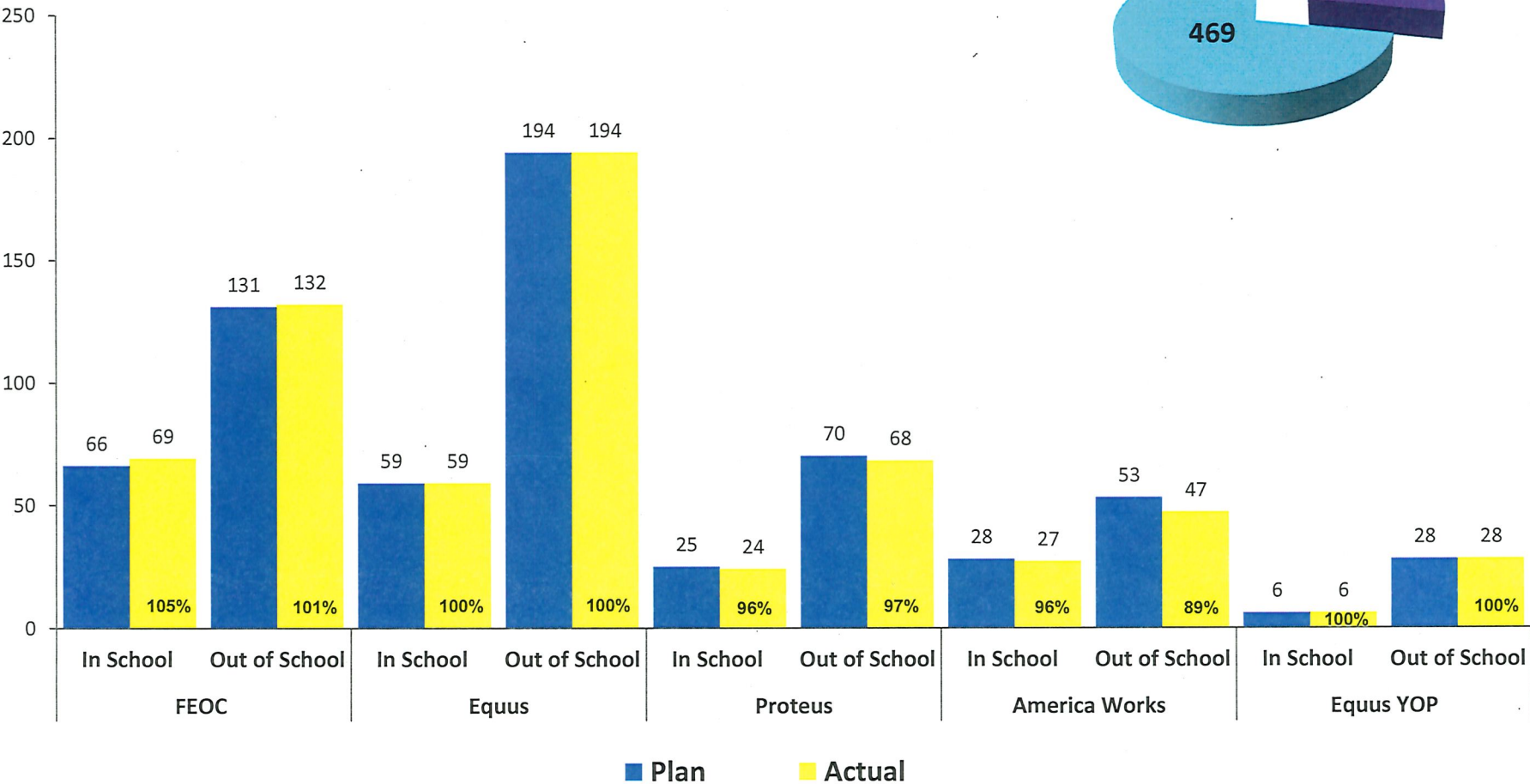
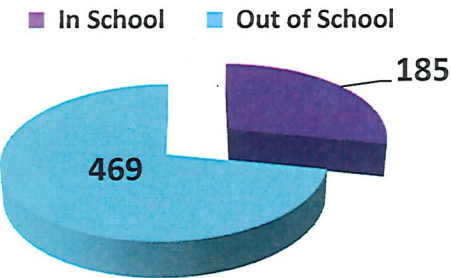
Note: MSG Includes In-School & Out of School Youth



FEOC - Fresno Economic Opportunities Commission  
Equus - Equus Workforce Solutions  
Proteus - Proteus, Inc.  
America Works - America Works of California  
Equus YOP - Youth Offender Program

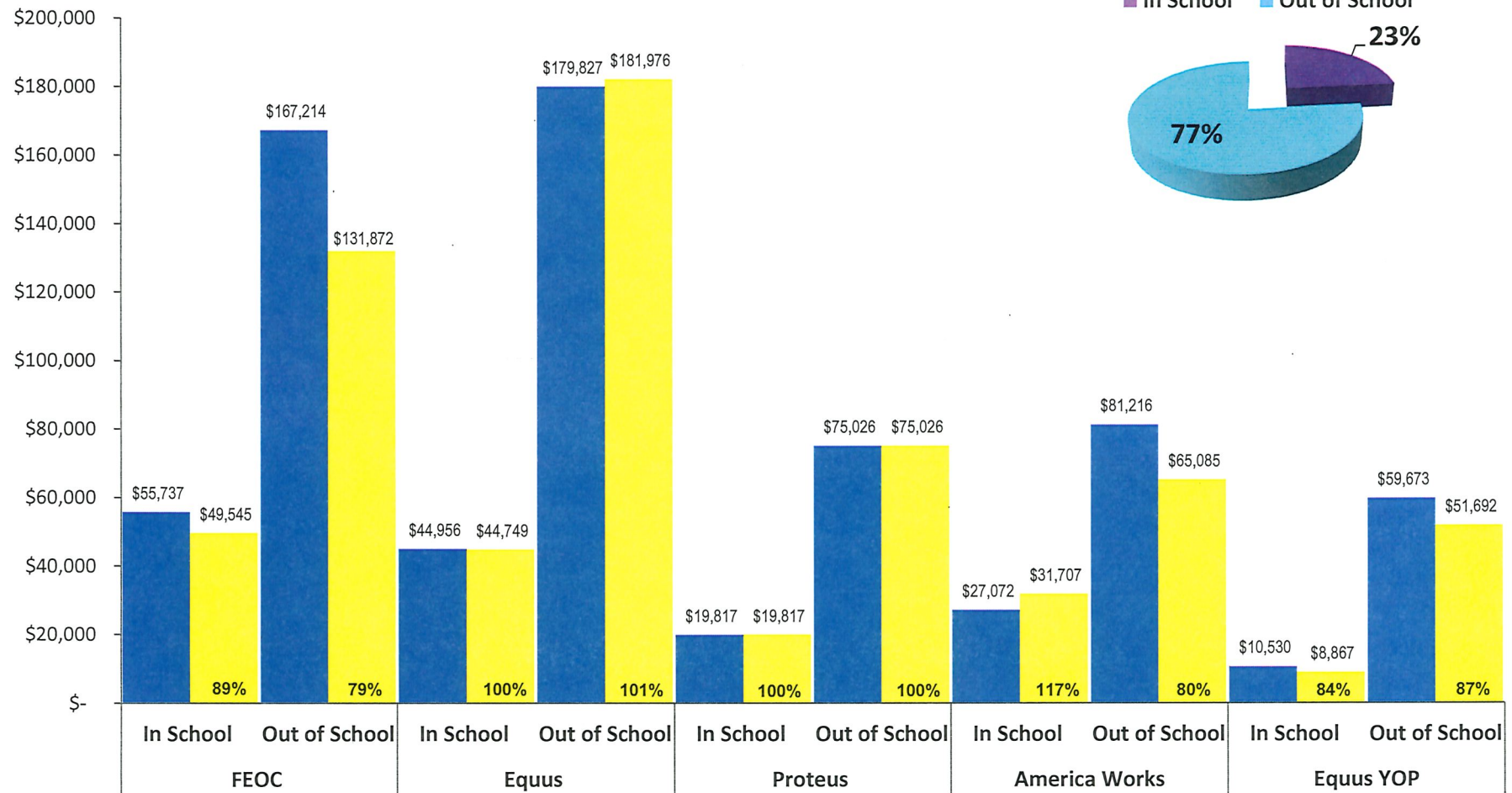
Youth Served

Total Served- 654



Note: Number served goal is 95%

## Youth Expenditures



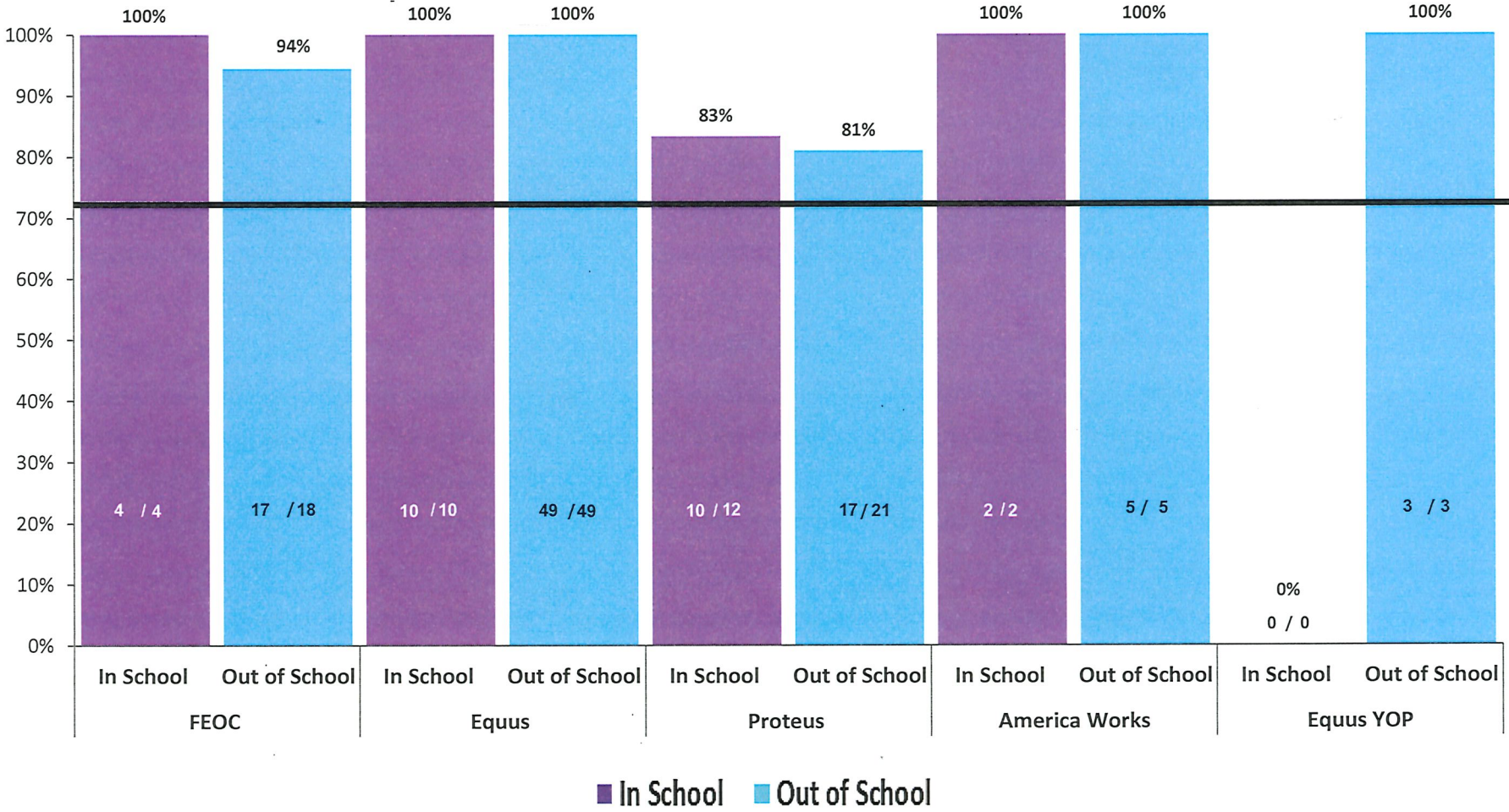
Note: WIOA mandates a minimum of 75% Out-of-School Expenditures and a maximum of 25% In-school Expenditures. The expenditures goal range is 95% to 100%.

■ Plan ■ Actual

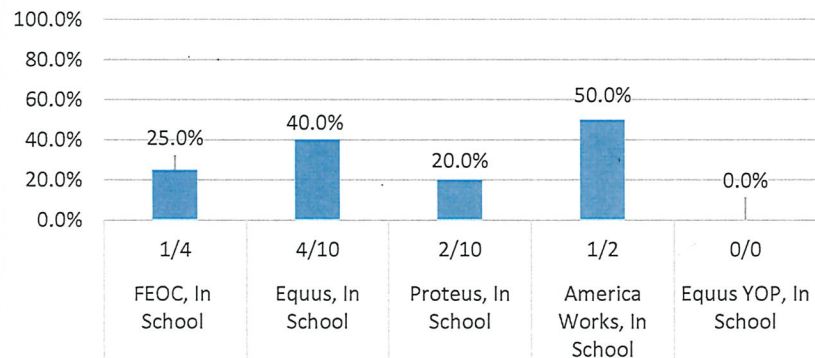
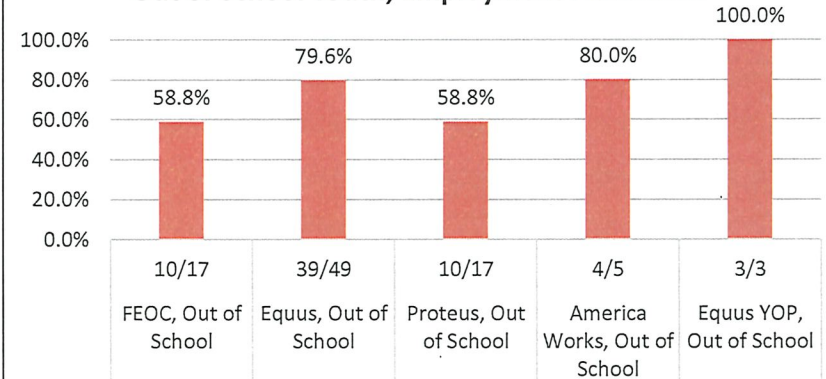
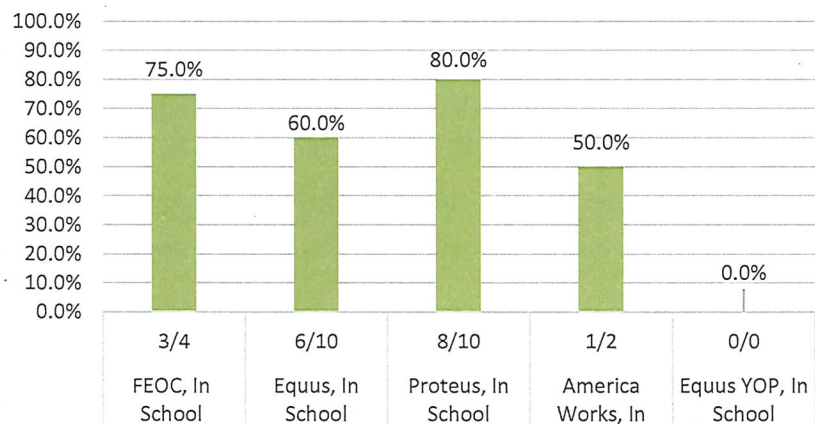
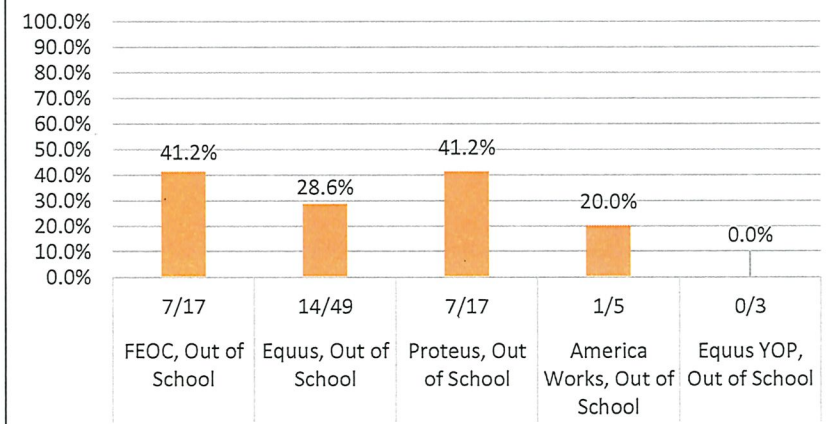
Youth Placement in  
Employment or Education

Goals

Placement 74.5%



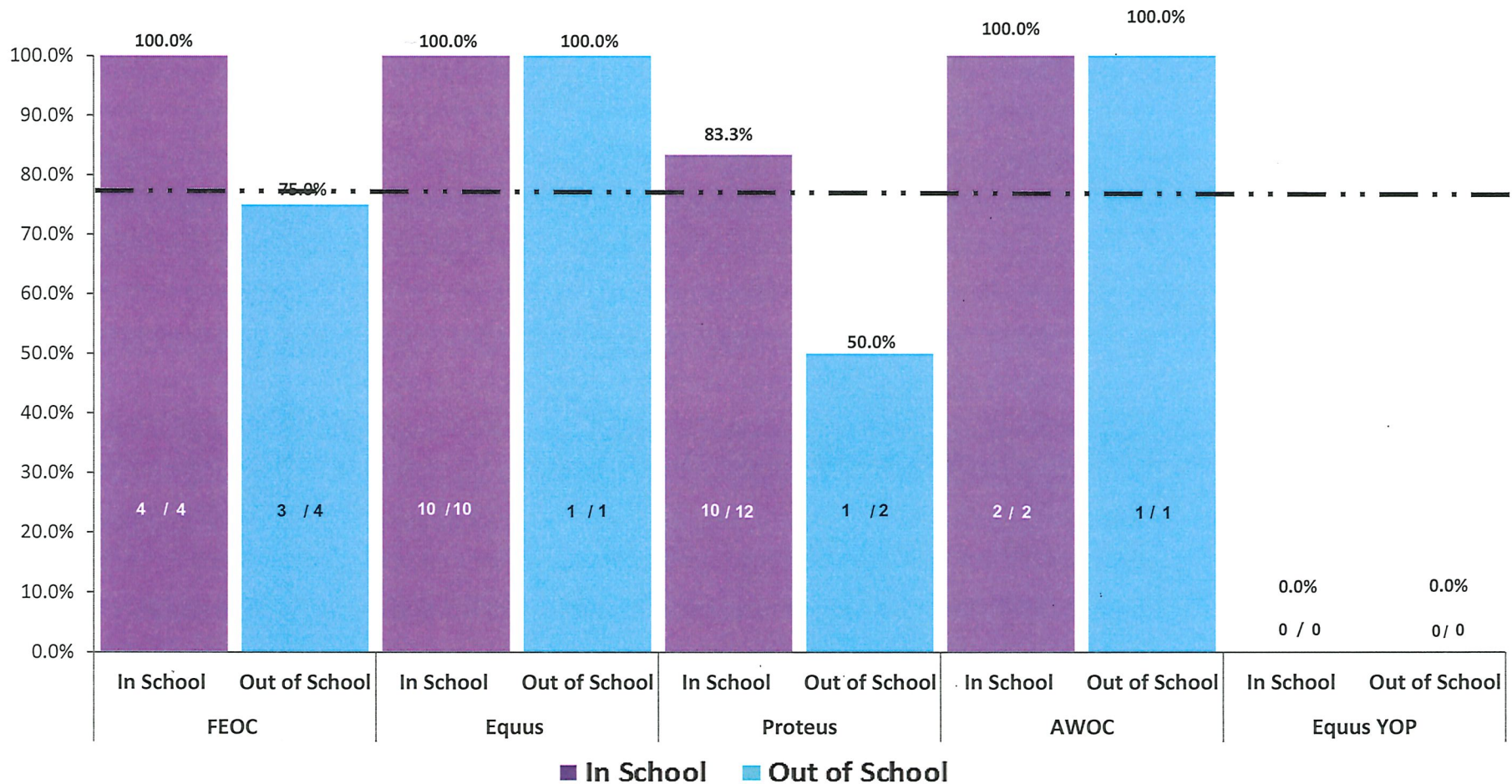


**In School Youth, Employment Placement****Out of School Youth, Employment Placement****In School Youth, Education Placement****Out of School Youth, Education Placement**

# Youth Certificate of Attainment

## Goals

Certificate of Attainment 78%

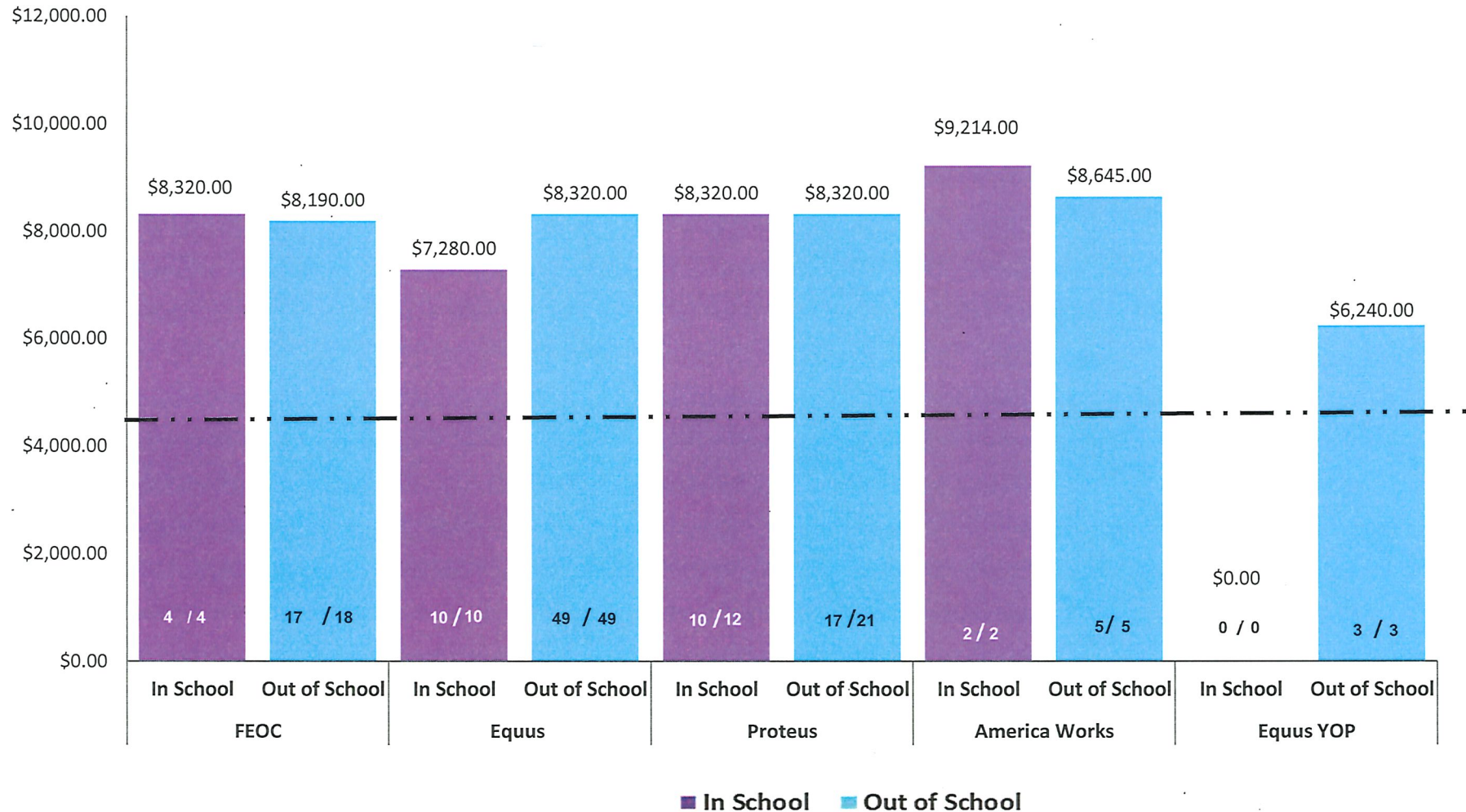




# Youth Median Wage

PY 2022-2023

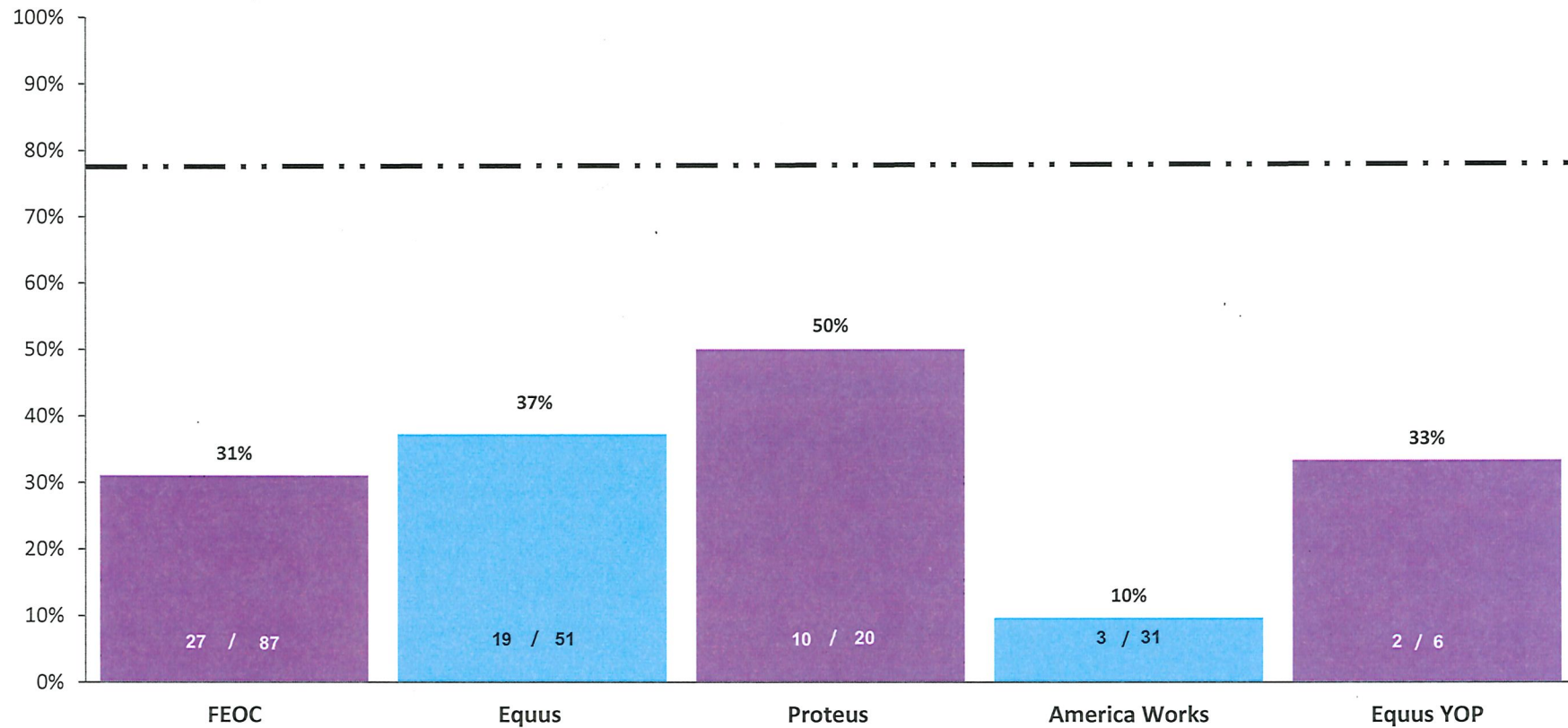
Median Wage is \$ 4,500 — . . — .



## Youth Measurable Skills Gain (MSG)

### Goals

Measurable Skills Gain 78%



Note: MSG Includes In-School & Out of School Youth

# FRESNO REGIONAL WORKFORCE DEVELOPMENT BOARD

AGENDA ITEM:	C7
MEETING DATE:	December 4, 2024
ACTION:	ACCEPT

2125 Kern Street, Suite 208 • Fresno, CA 93721 • (559) 490-7100 • Fax (559) 490-7199 • www.frwdb.net

**TO:** Fresno Regional Workforce Development Board

**FROM:** Youth Council

**SUBJECT:** Program Year 2022-2023 Workforce Innovation and Opportunity Act Local Area Youth Program Performance Results

## **RECOMMENDATION:**

Accept the Youth Program Workforce Innovation and Opportunity Act (WIOA) Local Area Performance Results for Program Year (PY) 2022-2023.

The Youth Council approved this recommendation on November 21, 2024.

## **REASON FOR RECOMMENDATION:**

The WIOA has six (6) primary indicators of performance:

- 1) Employment or Education Rate 2nd Quarter (Q2) after Exit
- 2) Employment or Education Rate 4th Quarter (Q4) after Exit
- 3) Median Earnings
  - a) This is from total earnings in the 2nd Quarter after exit
- 4) Credential Attainment
- 5) Measurable Skill Gains
- 6) Effectiveness in Serving Employers.
  - a) Currently, Effectiveness in Serving Employers is applied at the state level only.

Achievement is measured with a performance score which is a calculation based on adjusted results and negotiated goals. Successful performance or unsuccessful performance (nonperformance) is defined in Workforce Services Directive, WSD20-02, Calculating Local Area Performance and Nonperformance.

On March 12, 2024, the State of California released Workforce Services Information Notice, WSIN23-33, PY 2022 Performance Scores. At this time, Department of Labor (DOL) is only requiring States to achieve a 50% performance score for the measures listed below. The State of California passes on the same achievement benchmark to local areas.

Local Area WIOA performance scores for the Youth program for PY 2022-2023 are as follows:

Youth	Performance Score
Employment or Education Q2	115.4%
Employment or Education Q4	109.1%
Median Earnings Q2	125.0%
Credential Attainment	103.2%

The FRWDB has achieved all required Youth program performance score levels for PY 2022–2023.

# Non-Consent

## Agenda Items