



FRESNO REGIONAL WORKFORCE DEVELOPMENT BOARD

Workforce Development Board

June 5, 2024 @ 4:00 p.m.
Workforce Connection
3170 West Shaw Avenue
Room 105
Fresno, CA 93711

Mission Statement: The Fresno Regional Workforce Development Board exists to oversee the optimal administration of Workforce Innovation and Opportunity Act funds in the Fresno region. In serving both the business community and the individual job seeker with the provision of human capital development services, we hope to foster the economic vitality of the Fresno Region.

REMINDER: PLEASE TURN OFF CELL PHONES OR PUT ON VIBRATE

1. ROLL CALL
2. COMMENTS BY FRWDB CHAIR AND/OR EXECUTIVE STAFF
3. AGENDA CHANGES: REMOVAL OF ITEMS OR EMERGENCY ADDITIONS
4. ABSTENTIONS/RECUSALS/DISCLOSURE OF POTENTIAL CONFLICTS OF INTEREST
5. PUBLIC COMMENTS

Item #	Description	Presenter	Enclosure	Action	Page #
6.	Committee Reports Adult Council – Chuck Riojas Executive Committee – Dennis Montalbano Skills Development Council – Lydia Zabrycki Youth Council – Vasili Sotiropulos		No	Information	--
7.	Board Member Spotlight	Blunt	No	Information	--
8.	In the Community – Marketing Update	M. Espinosa	No	Information	--
9.	Approval of the March 6, 2024, Meeting Minutes	Konczal	Yes	Approve	5

ACCOMMODATIONS FOR PERSONS WITH DISABILITIES

Disabled individuals and individuals who are limited English proficient who need special assistance to attend or participate in this meeting may request assistance by contacting the Fresno Regional Workforce Development Board, at 2125 Kern Street, Suite 208, Fresno, California, or by calling (559) 490-7100. Every effort will be made to reasonably accommodate individuals with disabilities or who are limited English proficient by making meeting materials available in alternative formats. Requests for assistance should be made at least three (3) working days in advance of the meeting.

Item #	Description	Presenter	Enclosure	Action	Page #
10.	April 2024 Financial Report	Konczal	Yes	Accept	11
11.	Government Update	Sutton	No	Information	--
CONSENT ITEMS					
12.	Approve Consent Items (A1 – C2). <i>Items pulled from consent will be handled with the other regular items at the end of the agenda, including any information items that are pulled.</i>			Approve	
CONSENT ITEMS SUBMITTED BY ADULT COUNCIL					
A1	High Road Construction Careers Resilient Workforce Fund Grant Contract Modification and Awards	Stogbauer	Yes	Approve	18
A2	High Road Training Partnerships Resilient Workforce Fund Contract Modifications	Stogbauer	Yes	Approve	19
A3	Workforce Innovation and Opportunity Act Adult and Dislocated Worker Funding Recommendations for Program Year 2024-2025	Konczal	Yes	Approve	20
CONSENT ITEMS SUBMITTED BY EXECUTIVE COMMITTEE					
B1	Workforce Innovation and Opportunity Act Contract Recapture of Funds for Program Year 2023 – 2024	Stogbauer	Yes	Affirm and Adopt	27
CONSENT ITEMS SUBMITTED BY YOUTH COUNCIL					
C1	Ratification of New Youth Council Members	Konczal	Yes	Ratify	30
C2	Workforce Innovation and Opportunity Act Youth Funding Recommendations for Program Year 2024-2025	Konczal	Yes	Approve	31
NON-CONSENT ITEMS					
13.	Recognition of Board Anniversaries	Montalbano	No	Information	--
14.	Information Sharing	WDB Members	No	Discussion	--
15.	Agenda Items for September 4, 2024, Meeting	Konczal	No	Discussion	--
16.	Meeting Feedback	Konczal	No	Discussion	--

**FRESNO REGIONAL WORKFORCE DEVELOPMENT BOARD
2024 ATTENDANCE RECORD**

DIRECTORS	3/6/2024	6/5/2024	9/4/2024	12/4/2024
Shayn Anderson State of CA Department of Rehabilitation	P			
Stephen Avila Grundfos Pumps	P			
Lenora Lacy Barnes State Center Federation of Teachers	A			
Edgar Blunt IMAGO	A			
Alysia Bonner SEIU 521	P			
Rodney Branch Fresno Adult School	P			
Douglas Dart Dart Realty	A			
Carole Goldsmith State Center Community College District	P			
Jeffrey Hensley Hensley Associates	P			
Mike Karbassi Fresno City Council	P			
Kurt Madden Career Nexus	P			
Wyatt Meadows Operating Engineers Local 3	A			
Terry Metters, Jr. Pacific Gas & Electric Company	P			
Scott Miller Gazebo Gardens, Inc.	A			
Dennis Montalbano German Auto Repair	A			
Alisha Morgan Kaiser Permanente	P			
Joe Olivares TransAmerica	P			
Sal Quintero Fresno County Board of Supervisors	P			
Chuck Riojas Fresno, Madera, Tulare, Kings Building Trades	P			
Vasili Sotiropulos Hyatt Real Estate	P			

**FRESNO REGIONAL WORKFORCE DEVELOPMENT BOARD
2024 ATTENDANCE RECORD**

DIRECTORS	6/6/2024	6/5/2024	9/4/2024	12/4/2024
Sandra Vicente Union Bank	P			
Lydia Zabrycki CAPTRUST	P			
Chris Zeitz Fresno County Economic Development Corporation	P			
Ken Price (Counsel) Baker, Manock & Jensen	P			

P = Present

A = Absent

-- = Not a Member at Time of Meeting

xx = Meeting Canceled

FRESNO REGIONAL WORKFORCE DEVELOPMENT BOARD

AGENDA ITEM:	9
MEETING DATE:	June 5, 2024
ACTION:	APPROVE

2125 Kern Street, Suite 208 • Fresno, CA 93721 • (559) 490-7100 • Fax (559) 490-7199 • www.frwdb.net

TO: Fresno Regional Workforce Development Board
FROM: Blake Konczal, Executive Director
SUBJECT: Approval of the March 6, 2024, Meeting Minutes

RECOMMENDATION:

Approve the minutes of the March 6, 2024, meeting of the Fresno Regional Workforce Development Board.

ATTACHMENT:

March 6, 2024, Meeting Minutes

FRESNO REGIONAL WORKFORCE DEVELOPMENT BOARD



Workforce Development Board
March 6, 2024 @ 4:00 p.m.

SUMMARY MINUTES

The meeting was called to order at 4:00 p.m.

ROLL CALL: PRESENT – Shayn Anderson, Stephen Avila, Alysia Bonner, Rodney Branch, Carole Goldsmith, Jeff Hensley, Mike Karbassi, Kurt Madden, Terry Metters, Jr. (arrived at 4:03 p.m.), Alisha Morgan (arrived at 4:16 p.m.), Joe Olivares, Sal Quintero, Chuck Riojas, Vasili Sotiropulos, Sandra Vicente (arrived at 4:11 p.m.), Lydia Zabrycki, Chris Zeitz, and Legal Counsel Ken Price.

ABSENT – Lacy Barnes, Edgar Blunt, Douglas Dart, Wyatt Meadows, Scott Miller, and Dennis Montalbano.

Director Metters arrived (4:03 p.m.)

COMMENTS BY FRWDB CHAIR
AND/OR EXECUTIVE STAFF:

Second Vice Chair, Stephen Avila, chaired the meeting in Chair Montalbano's absence.

Blake Konczal, Executive Director, Fresno Regional Workforce Development Board (FRWDB), distributed to the Directors a list of acronyms used by FRWDB staff and service providers.

AGENDA CHANGES
REMOVAL OF ITEMS OR
EMERGENCY ADDITIONS:

None

ABSTENTIONS/ DISCLOSURES OF
POTENTIAL CONFLICTS
OF INTEREST/RECUSALS:

None

PUBLIC COMMENTS:

None

Item Description/Action Taken

6. **Committee Reports**

Adult Council: Director Riojas shared that the Adult Council (Council) met on January 25th. There was a presentation by Annette Watkins, Central Labor Council, Partnership (CLC), providing an overview of CLC's Dislocated Worker program throughout Fresno County. The Council saw videos highlighting the First Quarter Outstanding Achievement Award winners for Adult Participant and Adult Business. They reviewed and recommended for approval the standing quarterly reports, and recommended the ratification of Director Rodney Branch to the Council.

Executive Committee: Director Avila reported that the Executive Committee (Committee) met on January 17th, when they reviewed and accepted the November 2023 Financial Report and Agency Budget and Expenditures Reports. The Committee approved two (2) contract awards: the Microsoft Office 365 Services and the Student Training and Employment Program. Mr. Konczal provided the Committee with the Director's Quarterly Update, highlighting the areas Mr. Konczal focused on during the previous quarter.

Director Vicente arrived (4:11 p.m.)

Skills Development Council: Director Zabrycki shared that the Skills Development Council (SDC) held their meeting on February 7th. At that time, they were presented with several in depth reports: Participant Training and Expenditure Report, Special Grants Report, Discretionary Grants Report, and an overview of trainings available for partner and FRWDB staff. The SDC was also presented with the FRWDB marketing update, specifically regarding the newly placed billboards in Modesto, Bakersfield, Parlier, Sanger, Kerman and Firebaugh.

This was an information item.

7. **Board Member Spotlight**

Director Carole Goldsmith, Chancellor of the State Center Community College District (SCCCD), shared a PowerPoint presentation about the District's vision and an overview of new facilities throughout the four (4) campuses: Fresno City College, Reedley College, Clovis Community College and Madera Community College. She indicated that Fresno City College was the oldest community college in the state of California, and Madera Community College was the newest in the state. Currently, the District served more than 60,000 students, in an area that covers over 5,700 square miles.

Director Goldsmith highlighted some of the Districts new facilities. Reedley College has a new Math, Science, and Engineering building, and approximately 40% of the Engineering students at Fresno State come from SCCC. Director Goldsmith invited the FRWDB to visit the facility in the future. Also in Reedley is the new Center for Fine and Performing Arts, as well as the Child Development Center.

Director Bonner arrived (4:16 p.m.)

The First Responder's campus is located in southeast Fresno, where the valley's paramedics, firefighters, and police are trained. The West Fresno Campus, which now has 1,000 students, was an \$87 million project with a mix of local and state funds, and funds from the Transformational Climate Change grant. Director Goldsmith noted that the SCCC had one of the largest nursing programs in the state.

Located at the Madera Community College campus, is the brand-new Madera Academic Village 2, which houses the library and academic areas. Also at the Madera campus is The Center for Agriculture and Technology, which came out of Measure C funding. Plans are underway for the groundbreaking for a new Madera Community College campus in Oakhurst.

She reported that Fresno City College now had a new 900 stall parking structure off Blackstone Avenue, and in progress was the new Science and Engineering building at the Fresno City College campus that was designed to pay homage to the campus' old Administration brick building.

SCCCD is working to advance equitable student access and achievement. Director Goldsmith stated that Community Colleges are the gateway to universities and also prepares students by providing training and support to enter the workforce. They conducted a survey about six (6) months ago and learned that the community's top priorities were: #1 Expanding healthcare programs, especially nursing; #2 Caring for returning veterans; and #3 Expanding vocational programs.

This was an information item.

8. **In the Community – Marketing Update**

Martha Espinosa, Marketing and Grants Manager, FRWDB, provided highlights of recent marketing activities and events, focusing on the Second Quarter (Q2) of Program Year 2023-2024.

Ms. Espinosa shared that the FRWDB continued its marketing efforts with paid radio spots, advertising on television, and the use of social media. In addition, FRWDB started a short campaign of YouTube ads to make certain that people were aware of the new job center locations throughout Fresno County. Also new was the use of billboards to promote the FRWDB's training programs. Billboards were being used to outreach to the rural and west areas. Billboards have been placed in Parlier, Sanger, Kerman, and Firebaugh, in both English and Spanish.

She introduced new FRWDB staff, Ailing Cheng, who is the new Marketing Content Creator, who was making certain that the marketing campaigns were consistently running and posting on social media was consistent. Ms. Cheng also attended all Scholarship Panels to take a photo of Scholarship recipients for posting on social media.

Ms. Espinosa showed the television commercial that ran on KMPH to promote the ValleyBuild program. She noted that it was very intentional that a female was used in the commercial to encourage females in construction.

Some of the outreach events held in Q2 included: Fresno Adult School Resource Fair, the Central Unified College and Career Night, handing out flyers at food distribution and trunk-or-treat events, Sanger Job and Resource Fair, and the Reedley High School College and Career Expo.

In February, FRWDB held a job fair at the Ramada Inn that had over 500 registrants and 20 employers and seven (7) training providers. The theme was Leap into a New Career, as it was a leap year.

Ms. Espinosa shared about upcoming events: ValleyBuild Graduation Ceremony on Friday, March 29th; the FRWDB Annual Achievement Awards breakfast on April 17th at Fresno Fields by Wedgewood; and Govaganza Job Fair at Chukchansi Park on April 30th.

In response to Chair Montalbano's request at a previous meeting to have FRWDB staff to bring back former participants to hear about what they are currently doing in their career, Ms. Espinosa introduced Lenny Edelbacher. Mr. Edelbacher enrolled at Workforce Connection in 2019, and was awarded a scholarship to the HVAC program at institute of technology. Mr. Edelbacher shared his journey from enrollment and training to obtaining a job and then going on to start his own business.

Director Goldsmith asked Ms. Espinosa which of the FRWDB's marketing efforts yielded the best return on investment. Ms. Espinosa stated that word of mouth and reputation was the best way to get the word out about the FRWDB's many program offerings. Director Olivares stated that while serving on Scholarship Panels, he consistently hears that participants learned about Workforce Connection from another person.

Director Metters asked what Directors could do to help support the FRWDB's marketing and communication efforts and Ms. Espinosa indicated that attending events and sharing about the FRWDB's events and programs within their own organizations would be a great way to support FRWDB's marketing efforts.

This was an information item.

9. **Approval of the December 6, 2023, Meeting Minutes**

RIOJAS/BONNER – APPROVED THE DECEMBER 6, 2023, MEETING MINUTES. (UNANIMOUS)

10. **January 2024 Financial Report**

Mr. Konczal presented the January 2024 Financial Report for the FRWDB's acceptance. He reviewed the grants that were highlighted in the agenda item and stated that FRWDB staff had no concerns with grant expenditures.

Director Sotiropulos asked about the Bitwise Grant and would the program end once the funds were expended. Mr. Konczal explained that the contract for the Bitwise funding was two (2) years, but that because it was an Additional Assistance grant, he believed the state would be amendable to extending it, if needed. Mr. Konczal shared that FRWDB staff supporting the former Bitwise employees received a large number of questions about taxes. To respond to these questions, FRWDB staff received authorization from the state to use an accounting firm to give presentations and answer questions about filing taxes and how to get a W-2 from a company that had closed. Those tax seminars were scheduled for March 8th, 9th, and 21st.

KARBASSI/ZABRYCKI – ACCEPTED THE JANUARY 2024 FINANCIAL REPORT. (UNANIMOUS)

11. **Government Update**

Diane Jensen, Government Relations Coordinator, FRWDB, provided an update on the March 5 election results, and congratulated Director Karbassi on his re-election to the Fresno City Council. She also provided updates on some of the legislation she had been tracking.

Workforce Innovation and Opportunity Act (WIOA) Re-Authorization: HR 6655, A Stronger Workforce for America Act is the proposed reauthorization and enhancement of WIOA. Key components of this bill include modernizing workforce development, updating programs and services to align with current workforce demands, introducing technology-driven approaches for training, expanding access to education and training, and supporting disadvantaged communities and promoting economic resilience. Ms. Jensen explained that the primary area of concern was that it would mandate a new 50% training requirement for Workforce Development Boards (WDBs). Mr. Konczal added that California already had a 30% training set aside and that it took years to get up to that level. He explained that the state's idea behind the training set aside was that more people would receive training, but that in reality, many local areas purchased more expensive training in order to meet the 30%, rather than training more individuals. This, along with the Governor's reserves of 15% of WIOA money going up to 25% would really impact WDBs' budgets. He noted that this is just the House version of this bill, so it is not necessarily the final version.

AB 1228 Fast Food Minimum Wage: Effective April 1, 2024, the fast food minimum wage was approved to increase to \$20.00 an hour. Ms. Jensen explained that this would only impact fast food restaurants that have 60 or more establishments nationally. She indicated that Garrett LeCat, CLC Partnership and John Lorange, City of Fresno Economic Development, have been preparing to assist businesses with strategies for managing increased labor costs and maintaining profitability, as well as providing assistance to workers, to help them understand their rights and entitlements under AB 1228.

She concluded her report by sharing that Director Edgar Blunt and FRWDB Marketing/Grants Manager Martha Espinosa, would be attending the One Voice trip in Washington, DC, where they will be requesting administrative relief from the Department of Labor in three (3) areas: 1) Incumbent Worker Training: Selective Services Registration Certification; 2) WIOA Supportive Service payments; and 3) Tracking of training-related placements at Community Colleges.

This was an information item.

12. Fresno Regional Workforce Development Board Council Appointments Policy

Mr. Konczal presented for the FRWDB's approval, the FRWDB Council Appointments Policy. He explained that in addition to the Executive Committee, the FRWDB had three (3) Councils: Adult Council, Skills Development Council, and Youth Council. Unlike the FRWDB Directors, Council members (non-board members) had no policy to govern the length of their appointment, attendance, or the number of non-board members there could be on a Council. The Executive Committee directed FRWDB staff to draft a policy to address these items.

Some of the new policy recommendations included: 1) The three (3) Councils of the FRWDB would have seven (7) Directors on each Council; 2) A majority of members of any Council must be FRWDB board members (Directors); 3) Board members would be allowed to have formal membership on only one (1) Council at a time; 4) Non-board Council members would have a term of two (2) years, and then they must seek re-appointment to continue serving; 5) Non-board Council members' terms would be staggered initially, so not all re-appointments would occur simultaneously; and 6) A non-board Council member would be considered to have "effectively resigned" after missing two (2) consecutive regular Council meetings over any 12-month period of time.

MADDEN/SOTIROPULOS – APPROVED THE FRESNO REGIONAL WORKFORCE DEVELOPMENT BOARD COUNCIL APPOINTMENTS POLICY. (UNANIMOUS)

13. Consent Items (A1 – A3)

BONNER/KARBASSI – APPROVED THE CONSENT ITEMS A1 – A3. (UNANIMOUS)

14. Recognition of Board Anniversaries

Second Vice Chair Avila recognized Directors for their years of service on the FRWDB with a presentation of certificates. He recognized Directors whose anniversaries occurred in the months of January through March: Shayn Anderson – one (1) year; Carole Goldsmith – one (1) year; Chris Zeitz – one (1) year; Terry Metters, Jr. – two (2) years; Wyatt Meadows – two (2) years; Stephen Avila – three (3) years; Alysia Bonner – four (4) years; Mike Karbassi – four (4) years; Sal Quintero – five (5) years; Vasili Sotiropulos – six (6) years; and Chuck Riojas – 17 years.

This was an information item.

15. Information Sharing

Director Riojas shared that he was invited by the High Speed Rail Authority to present on pre-apprenticeship training programs in Washington, DC. He stated that representatives from all over the world will be there and that he would be sharing about the good work being done in Fresno in the area of pre-apprenticeship training.

This was a discussion item.

16. Agenda Items for June 5, 2024, Meeting

Director Hensley indicated that presentations from the FRWDB's different contractors would be helpful.

This was a discussion item.

17. Meeting Feedback

No meeting feedback was provided.

The meeting was adjourned at 5:28 p.m.

FRESNO REGIONAL WORKFORCE DEVELOPMENT BOARD

AGENDA ITEM:	10
MEETING DATE:	June 5, 2024
ACTION:	ACCEPT

2125 Kern Street, Suite 208 • Fresno, CA 93721 • (559) 490-7100 • Fax (559) 490-7199 • www.frwdb.net

TO: Fresno Regional Workforce Development Board
FROM: Blake Konczal, Executive Director
SUBJECT: April 2024 Financial Report

RECOMMENDATION:

Accept the Fresno Regional Workforce Development Board (FRWDB) April 2024 Financial Report.

REASON FOR RECOMMENDATION:

The attached summary financial report and charts display year-to-date financial information through April 30, 2024.

- Workforce Innovation and Opportunity Act Rapid Response: On May 20, 2024, this grant received an extension to September 30, 2024. It is 55.77% expended at \$176,463.
- Transformative Climate Communities (TCC): This grant ends May 31, 2024. It is 42.04% expended at \$529,816 with an unspent amount of \$719,616.
- 2020 September Wildfires ended December 31, 2023, and it was 81.18% expended at \$243,546, with an unspent amount of \$56,454.
- CAL FIRE – Round 1: This grant received an extension to March 1, 2025, and it is 99.47% expended at \$1,666,246.
- Equity and Special Populations (ESP): This grant ended March 31, 2024. It was 74.61% expended at \$559,571 with an unspent amount of \$190,429.
- City of Fresno – One Youth Job Corps: FRWDB was awarded an additional \$100,000 for client support services in January 2024. This grant received an extension to June 30, 2024, from May 1, 2024. It is 83.26% expended at \$623,376 with an unspent amount of \$125,304.
- Staff has no concerns with other grant expenditures at this time.

ATTACHMENT:

April 2024 Financial Report

FRESNO REGIONAL WORKFORCE DEVELOPMENT BOARD
Summary Financial Report
April 2024

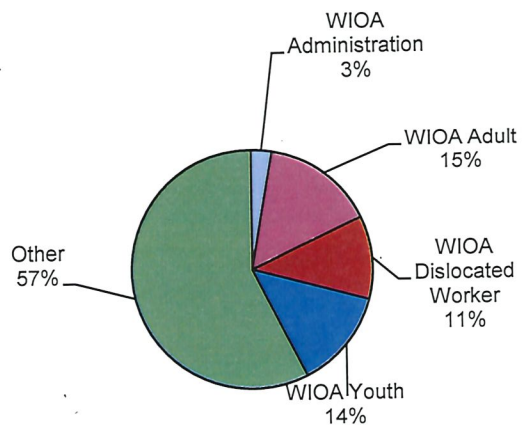
GRANT	TERM	Total Grant Amount	Prior Year(s) Expended	Current Year to Date Expenditures	Percent Expended	Unspent Committed Funds
WIOA ADMINISTRATION	07/01/2023 - 06/30/2024	1,554,335		1,341,782	86.33%	212,553
* WIOA ADULT	07/01/2023 - 06/30/2024	8,479,616		4,771,873	56.27%	3,707,743
* WIOA DISLOCATED WORKER	07/01/2023 - 06/30/2024	6,232,870		3,641,882	58.43%	2,590,988
* WIOA YOUTH	07/01/2023 - 06/30/2024	7,459,916		4,894,954	65.62%	2,564,962
*WIOA RAPID RESPONSE & Layoff Aversion	07/01/2023 - 06/30/2024	316,392		176,463	55.77%	139,929
TCC - Transformative Climate Communities	02/01/2020 - 05/31/2024	1,249,432	485,296	44,520	42.40%	719,616
2020 September Wildfires - 1st Increment	01/01/2021 - 12/31/2023	300,000	162,359	81,187	81.18%	56,454
CAL FIRE	03/01/2020 - 03/01/2025	1,675,200	1,575,631	90,615	99.47%	8,954
Fatherhood - HHS	09/30/2023 - 09/29/2024	749,999	-	455,145	60.69%	294,854
Equity & Special Populations (ESP)	02/01/2022 - 03/31/2024	750,000	335,615	223,956	74.61%	190,429
City of Fresno - One Youth Job Corps	08/10/2022 - 05/01/2024	748,680	152,168	471,208	83.26%	125,304
QUEST - Quality Jobs-Equity-Strategy-Training-(NDWG)	10/01/2022 - 09/30/2024	750,000	106,949	366,686	63.15%	276,365
Pathway Home Grant - GRID Alternatives	07/01/2020 - 12/31/2023	73,630	4,450	647	6.92%	68,533
Valley Build Earmark - Assembly Bill No. 178	04/01/2023 - 12/31/2025	3,000,000	92,614	493,923	19.55%	2,413,463
CAL FIRE - Round 2	03/24/2023 - 03/31/2026	1,973,615	17,337	314,974	16.84%	1,641,304
HRCC: Resilient Workforce (RWF)	06/01/2023 - 03/31/2026	8,825,127	43	1,345,391	15.25%	7,479,693
Good Jobs Challenge - American Rescue Plan	06/01/2023 - 09/30/2027	1,807,383		167,276	9.26%	1,640,107
Regional Equity and Recovery Partnership (RERP)	12/01/2022 - 09/30/2025	1,050,729		-	0.00%	1,050,729
Prison to Employment (P2E) 2.0	07/11/2023 - 12/31/2025	719,723	-	53,047	7.37%	666,676
ERiCA-Equal Representation in Construction Apprenticeships	05/01/2023 - 06/30/2025	1,800,000		17,339	0.96%	1,782,661
Bitwise AA Project	06/01/2023 - 04/30/2025	2,300,000		147,803	6.43%	2,152,197
High Road Training Partnerships (H RTP - RWF)	05/15/2023 - 03/31/2026	2,500,000	-	83,457	3.34%	2,416,543
Student Training and Employment Program (STEP)	01/01/2024 - 12/31/2024	745,002		51,600	6.93%	693,402
HRCC - Rnd 2 - Foundations	12/13/2023 - 06/30/2025	185,000		1,315	0.71%	183,685
ELL Integrated Education and Training	10/01/2023 - 12/31/2026	3,330,000		5,084	0.15%	3,324,916
TOTAL FUNDING		58,576,649	2,932,462	19,242,126	37.86%	36,402,061

* Total Grant Amount includes ACTUAL carryover from Prior Plan Year 22 - 23
Due to spreadsheet formula rounding calculations, totals may be off by \$1 or \$2

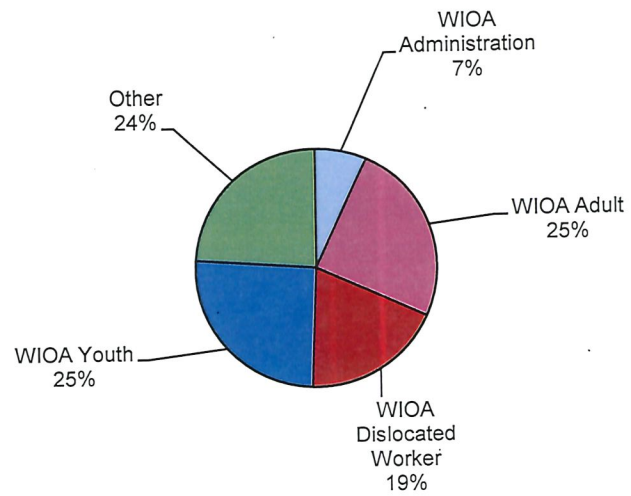
Prepared by: C. Beierschmitt

FRESNO REGIONAL WORKFORCE DEVELOPMENT BOARD
FINANCIAL REPORTS
April 2024

FRWDB Committed Funds
Fiscal Year 2023-2024

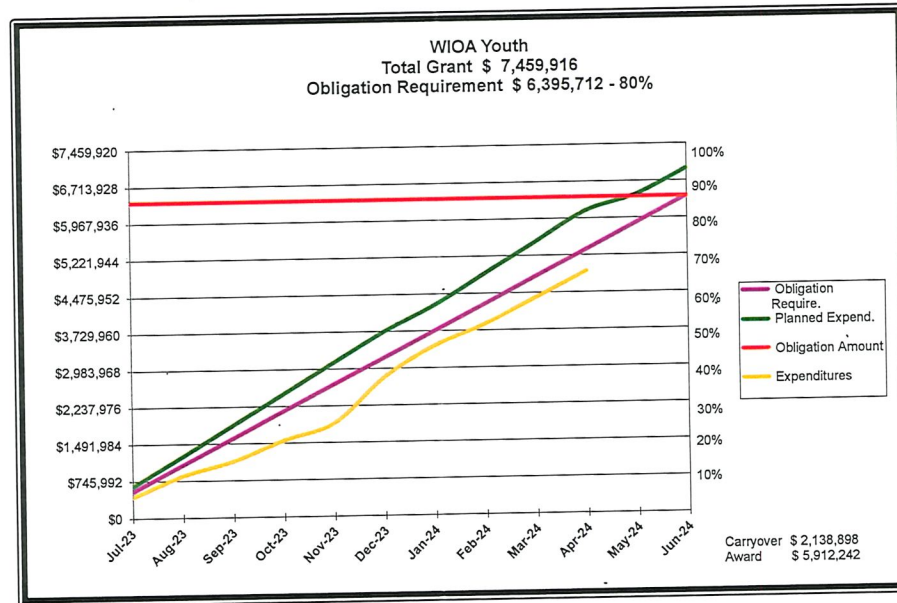
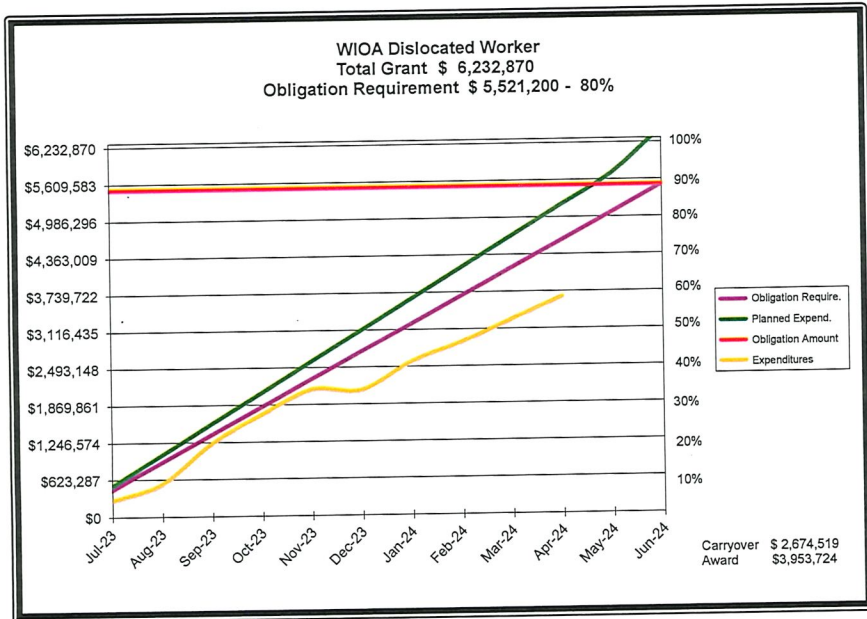
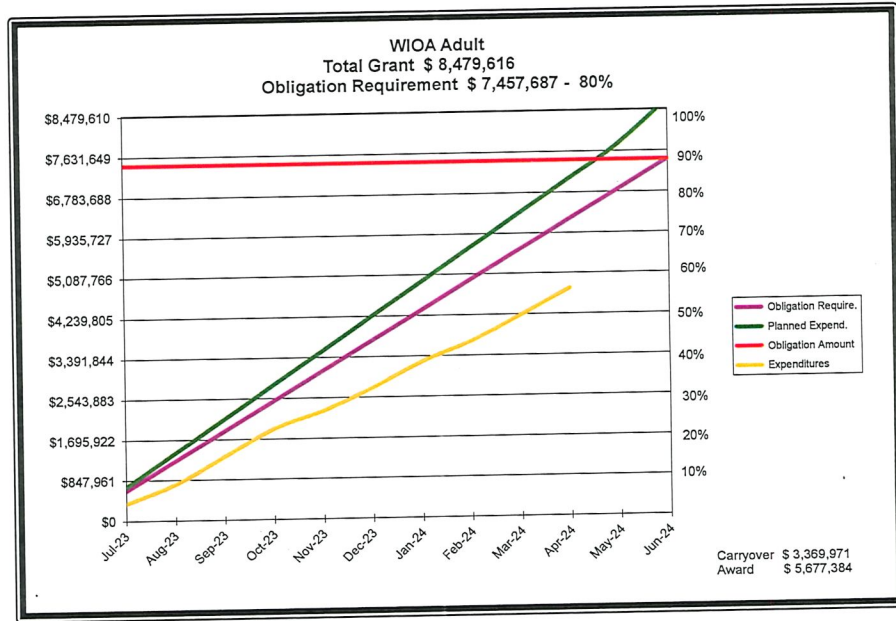
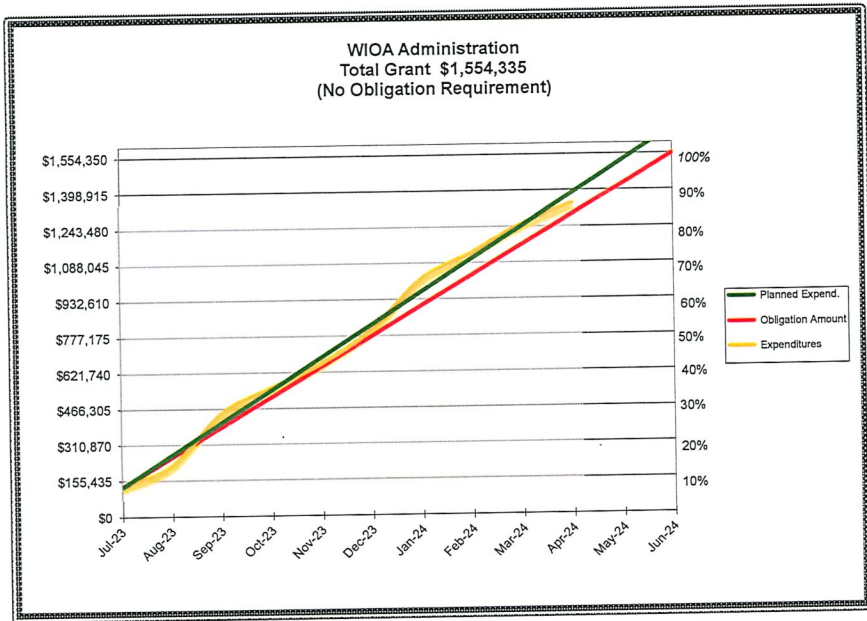


FRWDB Expenditures
Fiscal Year 2023-2024



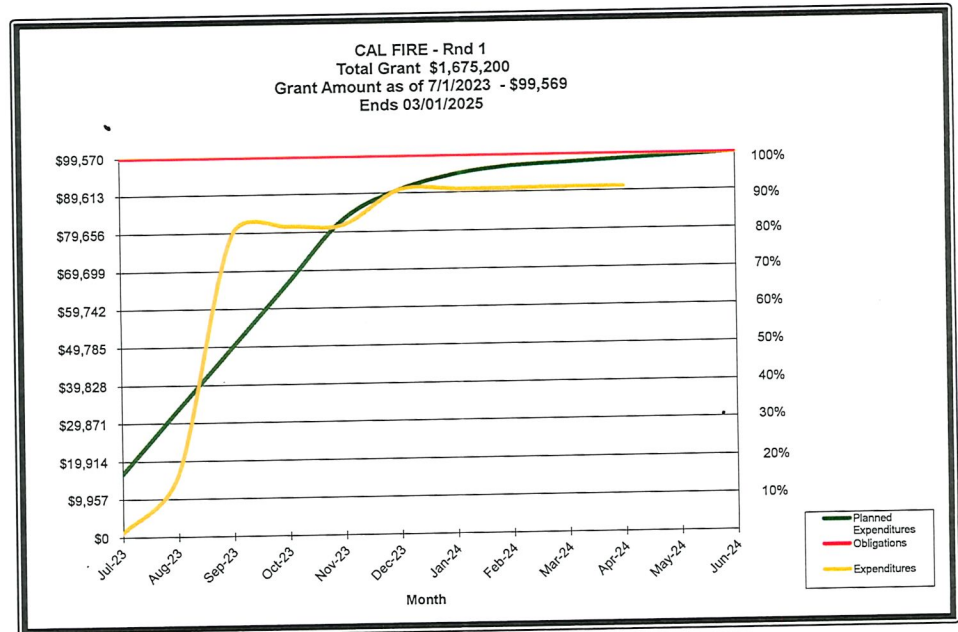
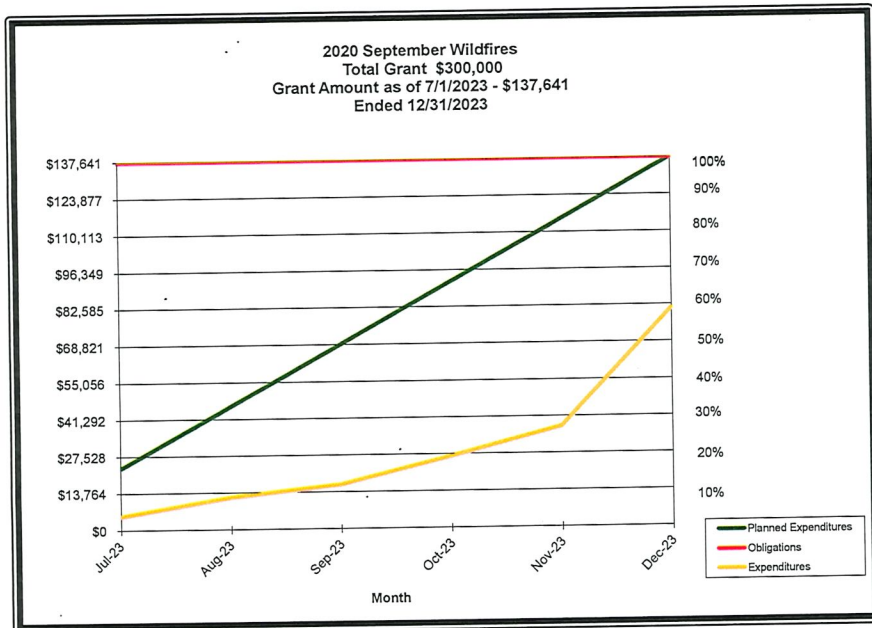
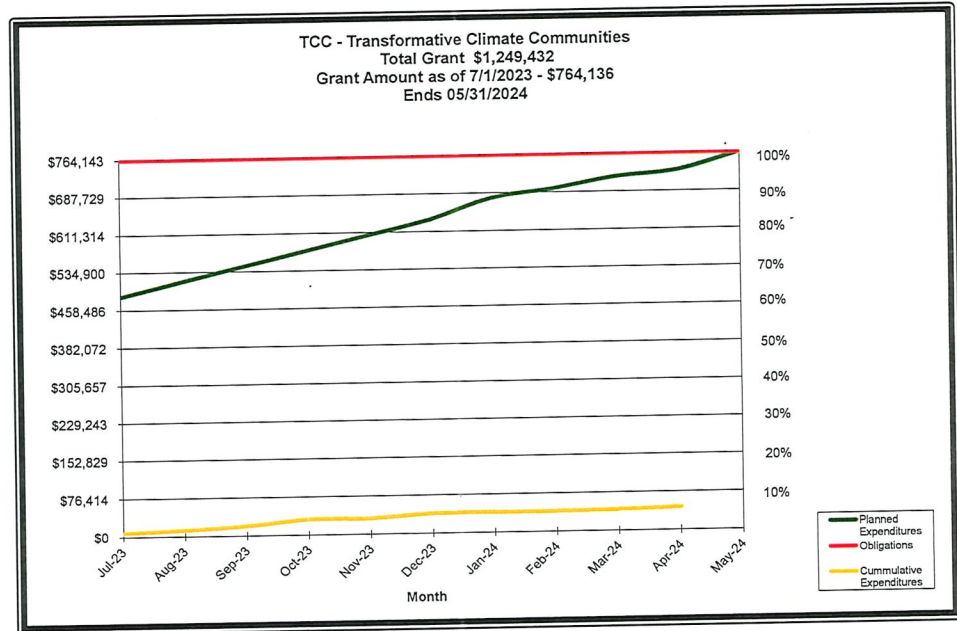
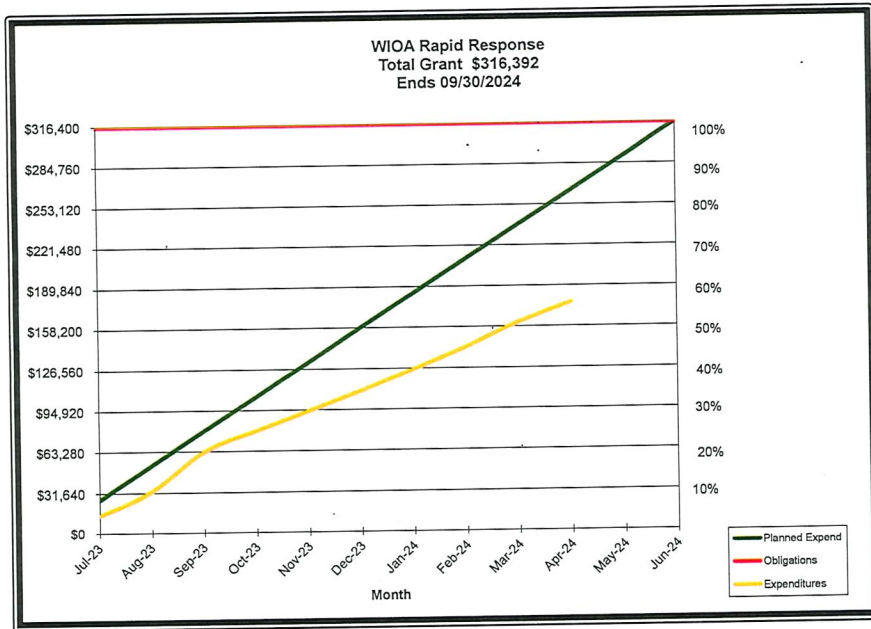
FRESNO REGIONAL WORKFORCE DEVELOPMENT BOARD FINANCIAL REPORTS

April 2024



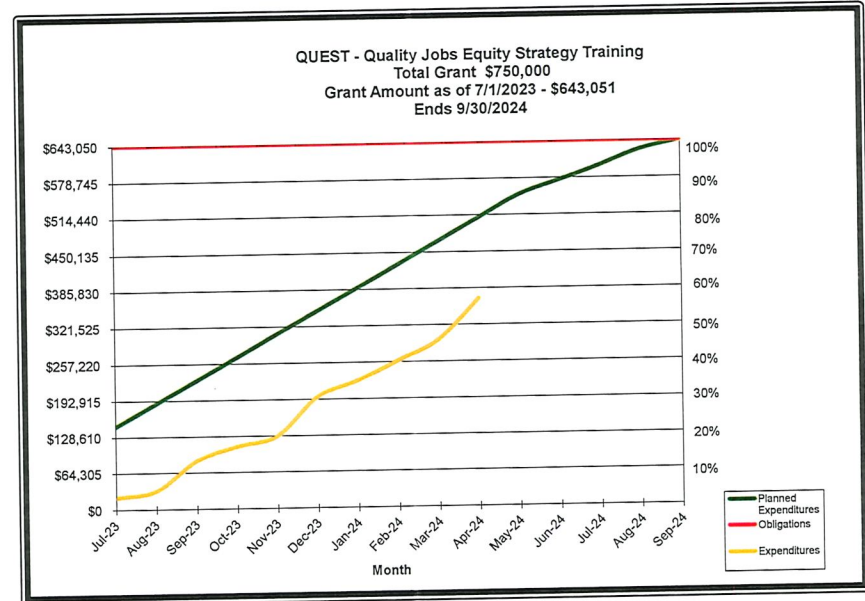
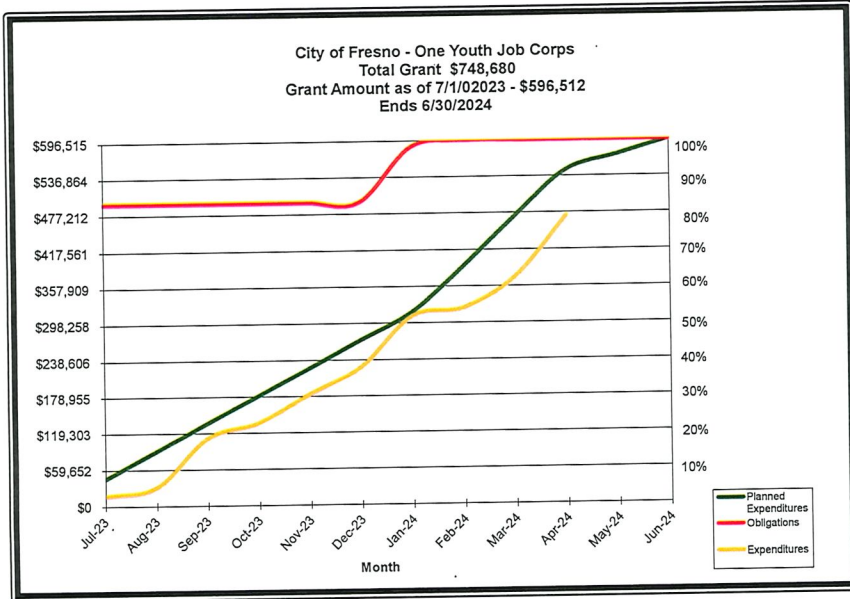
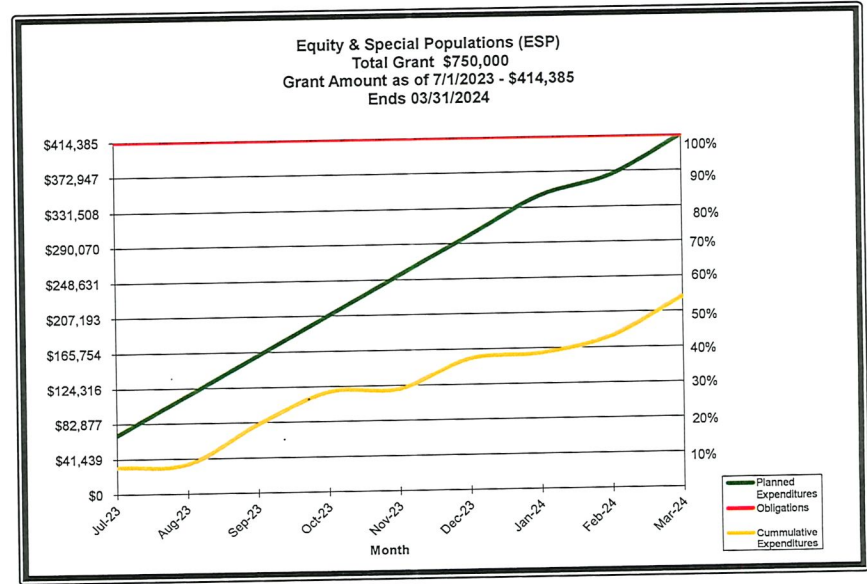
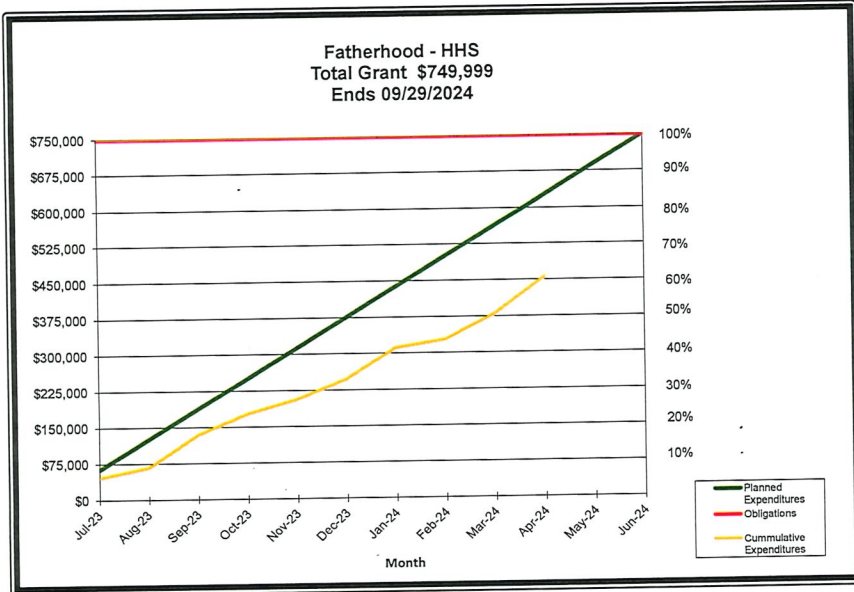
FRESNO REGIONAL WORKFORCE DEVELOPMENT BOARD FINANCIAL REPORTS

April 2024



FRESNO REGIONAL WORKFORCE DEVELOPMENT BOARD FINANCIAL REPORTS

April 2024



Consent Items Submitted by the Adult Council

MISSION:

To procure, oversee, evaluate, and continuously improve a One-Stop system that provides employers with qualified job seekers and a means by which job seekers are able to achieve self-sufficiency.

FRESNO REGIONAL WORKFORCE DEVELOPMENT BOARD

AGENDA ITEM:	A1
MEETING DATE:	June 5, 2024
ACTION:	APPROVE

2125 Kern Street, Suite 208 • Fresno, CA 93721 • (559) 490-7100 • Fax (559) 490-7199 • www.frwdb.net

TO: Fresno Regional Workforce Development Board

FROM: Adult Council

SUBJECT: High Road Construction Careers Resilient Workforce Fund Grant Contract Modification and Awards

RECOMMENDATION:

Approve contract awards and modifications for the High Road Construction Careers Resilient Workforce Fund (HRCC RWF) funding, awarded by the California Workforce Development Board (CWDB).

The Adult Council approved this recommendation on May 23, 2024.

REASON FOR RECOMMENDATION:

In June of 2023, the Fresno Regional Workforce Development Board (FRWDB) was awarded \$8,825,127 of HRCC funding to support the creation of structured pathways to state-approved apprenticeship programs. Specifically, this funding would support the expansion of the ValleyBuild model to serve women, English language learners, justice-involved individuals, youth, and other under-resourced individuals through specialized pre-apprenticeship training to prepare them for careers in the building and construction trades.

Since the implementation of the project, FRWDB staff and project partners have identified the need for additional subrecipients to provide services under the grant and to provide additional funding for current subrecipients to ensure services are provided as outlined in the grant award.

Contingent upon approval of a proposed budget modification from the CWDB, the Adult Council is recommending the FRWDB approve the following contract awards and budget modifications.

Providers	Current	New	Variance
Valley Onward	\$ -	\$ 128,572.00	\$ 128,572.00
Kern Workforce Development Board	\$ 367,500.00	\$ 765,112.80	\$ 397,612.80
Stanislaus Workforce Development Board	\$ 105,000.00	\$ 246,158.40	\$ 141,158.40
Mother Lode Workforce Development Board	\$ 127,500.00	\$ 858,879.69	\$ 731,379.69
San Joaquin Workforce Development Board	\$ 367,500.00	\$ 1,306,188.00	\$ 938,688.00
Merced Workforce Development Board	\$ 175,000.00	\$ 632,578.40	\$ 457,578.40

FISCAL IMPACT:

None

FRESNO REGIONAL WORKFORCE DEVELOPMENT BOARD

AGENDA ITEM:	A2
MEETING DATE:	June 5, 2024
ACTION:	APPROVE

2125 Kern Street, Suite 208 • Fresno, CA 93721 • (559) 490-7100 • Fax (559) 490-7199 • www.frwdb.net

TO: Fresno Regional Workforce Development Board

FROM: Adult Council

SUBJECT: High Road Training Partnerships Resilient Workforce Fund Contract Modifications

RECOMMENDATION:

Approve contract modifications for contracts awarded by the FRWDB through the High Road Training Partnerships Resilient Workforce Fund (H RTP RWF) grant funding.

The Adult Council approved this recommendation on May 23, 2024.

REASON FOR RECOMMENDATION:

In June 2023, the Fresno Regional Workforce Development Board (FRWDB) was awarded \$2,500,000 of H RTP funding, which supports the development of skilled workforce necessary to mitigate or adapt to climate disruption and environmental threat. Specifically, this funding supports the expansion of the Central Valley Forestry Corps program, a best practice model developed to recruit, train, provide work experience, and link local residents to quality entry-level jobs in the forestry sector.

Under the initial contract awards, the FRWDB awarded funding to various contractors funded under the grant, which included contracts to the Fresno Economic Opportunities Commission’s Local Conservation Corps (Fresno EOC-LCC) in the amount of \$45,000, and Kern Community College District (KCCD) in the amount of \$30,000. Since the implementation of the project, FRWDB staff and project partners have identified additional funding needs for the EOC-LCC and KCCD to ensure services are provided as outlined in the grant award.

Contingent upon approval of a proposed budget modification from the CWDB, the Adult Council is recommending the FRWDB approve the following budget modifications.

Contracts	Current	New	Variance
Fresno EOC-LCC	\$ 45,000.00	\$ 100,752.00	\$ 55,752.00
Kern Community College District	\$ 30,000.00	\$ 76,048.80	\$ 46,048.80

FISCAL IMPACT:

None

FRESNO REGIONAL WORKFORCE DEVELOPMENT BOARD

AGENDA ITEM:	A3
MEETING DATE:	June 5, 2024
ACTION:	APPROVE

2125 Kern Street, Suite 208 • Fresno, CA 93721 • (559) 490-7100 • Fax (559) 490-7199 • www.frwdb.net

TO: Fresno Regional Workforce Development Board
FROM: Adult Council
SUBJECT: Workforce Innovation and Opportunity Act Adult and Dislocated Worker Funding Recommendations for Program Year 2024-2025

RECOMMENDATION:

Approve Workforce Innovation and Opportunity Act (WIOA) Adult and Dislocated Worker estimated funding allocations for Program Year (PY) 2024-2025 as outlined in the attached budget allocation worksheet (Attachment I).

The Adult Council approved this recommendation on May 23, 2024.

REASON FOR RECOMMENDATION:

The Employment Development Department (EDD), Workforce Services Division, released WIOA Formula Planning Estimate Allocations on May 15, 2024 (Attachment II). These allocations are based on the estimated allotment levels issued by the U.S. Department of Labor, Employment and Training Administration to the states on February 12, 2024.

Once the actual PY 2024-2025 WIOA Adult and Dislocated Worker funding allocations from EDD have been received and Fresno Regional Workforce Development Board (FRWDB) staff has completed the reconciliation of the PY 2023-2024 carryover, FRWDB staff will bring the revised funding recommendations to the October 2024, Adult Council meeting.

The FRWDB received an estimated award of \$10,442,615 for Adult and Dislocated Worker funds, an overall increase of 8.43% compared to last year's allocation of \$9,631,108. The projected carryover for the WIOA Adult and Dislocated Worker program is estimated at \$4,730,421, which is a 25.71% decrease compared to \$6,367,555 for PY 2023-2024. This brings the total available estimated funding to \$15,173,036, which results in an overall estimated net decrease of 5.16%, or \$825,627, for PY 2024-2025.

The Adult Council recommends that the FRWDB approve the proposed estimated budget allocations as outlined in Column D of Attachment I. Approval of the recommended estimated funding allocations will result in the following:

- Maintain a 3% carryover to PY 2025-2026;
- \$336,233 increase in AJCC Facility/Site Budgets;
- \$28,403 increase in Community Outreach/Marketing Budget;
- \$444,150 decrease in One Time Costs (prior PY moving and furniture costs);
- 15.40% decrease to both the FRWDB Admin and Program Support in the amount of \$470,931;

- Maintain the 30% training requirement of the total estimated award for training, as mandated by the State of California in SB734, for PY 2024-2025. All training funds are allocated to the current PY Training and Incumbent Worker Training pools;
- \$289,505 decrease in Prior Plan Year Training Reserve.

FISCAL IMPACT:

Approval of this item will allocate \$15,173,036 of WIOA Adult and Dislocated Worker funds, which will be allocated to FRWDB operational, sub-contracts and participant pools.

ATTACHMENTS:

- ATTACHMENT I: WIOA Adult and Dislocated Worker Allocations for Program Year 2024-2025
ATTACHMENT II: EDD Information Notice WSIN23-43; WIOA Formula Planning Estimate Allocations – PY 24-25

	A	B	C	D	E	F
1	WIOA ADULT AND DISLOCATED WORKER					
2	ALLOCATIONS FOR PROGRAM YEAR 2024-2025					
3						
4						
5				ESTIMATED		
6			Adult/DW	Adult/DW		
7			Allocation	Allocation	Increase/	%
8			2023-24	2024-25	(Decrease)	Change
9						
10						
11	Actual/Estimated Carryover		6,367,555	4,730,421	(1,637,134)	-25.71%
12	Award		9,631,108	10,442,615	811,507	8.43%
13	Total Available		15,998,663	15,173,036	(825,627)	-5.16%
14						
15	Operational Costs					
16	AJCC Facility/Site Budgets		2,483,469	2,819,702	336,233	13.54%
17	Community Outreach/OS Marketing Budget	3.5%	337,089	365,492	28,403	8.43%
18	One Time Costs PY 23-24		444,150	0	(444,150)	-100.00%
19	FRWDB Admin Support		1,314,871	1,112,371	(202,500)	-15.40%
20	FRWDB Program Support		1,742,969	1,474,538	(268,431)	-15.40%
21	Assessment Materials		42,630	42,630	0	0.00%
22	Employment Study		10,500	10,500	0	0.00%
23	Program Income		(648,547)	(648,547)	0	0.00%
24	Carryover to Following Year (PY 25-26)	3%	288,933	313,278	24,345	8.43%
25	Total Operational Costs		6,016,064	5,489,964	(526,100)	-8.74%
26						
27	Contractors & Participant Pools					
28	CLC - DW		1,618,139	1,618,139	0	0.00%
29	EQUUS - Adult		2,144,975	2,144,975	0	0.00%
30	Current Plan Year Training Pool		2,889,332	2,879,310	(10,022)	-0.35%
31	Prior Plan Year Training Reserve		2,710,632	2,421,127	(289,505)	-10.68%
32	Incumbent Worker Training (IWT) Pool		253,475	253,475	0	0.00%
33	Supportive Services		107,128	107,128	0	0.00%
34	Participant Soft Skills Workshop Pool		138,918	138,918	0	0.00%
35	Public Defenders Project		30,000	30,000	0	0.00%
36	VRTS Programming & Maintenance		90,000	90,000	0	0.00%
37	Total Contractors & Participant Pools		9,982,599	9,683,072	(299,527)	-3.00%
38						
39						
40	Total Allocations		15,998,663	15,173,036		
41			0	0		
42						
43			2,889,332	3,132,785		
44	Training Percentage		30%	30%		
45						
46						
47						
48	Note: Due to spreadsheet formula rounding calculations, total(s) may be \$1.00 off.					
49	Prepared By: C. Beierschmitt					

WIOA Formula Planning Estimate Allocations – PY 24-25

Workforce Services Information Notice

WSIN23-43

Issued: May 15, 2024

The Employment Development Department has released the Workforce Innovation and Opportunity Act (WIOA) Title I formula fund allocations for each Local Workforce Development Area (Local Area), for the Adult, Youth, and Dislocated Worker funding streams for Program Year (PY) 2024-25. These allocations are based on the estimated allotment levels issued by the U.S. Department of Labor, Employment and Training Administration to the states in [Training and Employment Notice 19-23 \(PDF\)](#), dated February 12, 2024. These allotment levels are provided as an estimate for planning purposes and will change based on the enacted PY 24 full-year appropriation expected in April 2024. The planning estimates in this notice provide Local Areas with a general idea of how their funding will change in PY 24, assuming there are no major increases or decreases enacted by Congress.

The WIOA prescribes a specific method to calculate sub-state hold harmless levels which ensure that each Local Area receives no less than 90 percent of their average percentage share from the two prior years. These hold harmless provisions were established to help minimize year-to-year volatility in funding levels and limit any Local Area's year-over funding increase to 100 percent of their prior year allocation. The Local Areas that receive more than 100 percent of their average percentage share from the previous two years will be proportionately reduced by the amount of total funding necessary to ensure that all Local Areas receive at least 90 percent of their average percentage share from the two prior years.

The allotment to California and the amounts available for the formula allocation to its Local Areas are listed below. **Youth, Adult, and Dislocated Worker Activities Program Estimate Allotments** (attachment 1) reflects the total amount Local Areas will receive for each of the funding streams for PY 24-25. **WIOA Planning Estimate Funding SFY 24-25** (attachment 2) provides a breakdown of how each of the three funding streams is allocated.

PY 24-25	Total Federal Allotment	Amount Available for Formula Allocation
Youth Program	\$145,963,305	\$124,068,810
Adult Program	\$141,099,237	\$119,934,352
Dislocated Worker Program	\$158,442,243	\$95,065,347
Total	\$445,504,785	\$339,068,509

If you have any questions, please contact the Financial Management Unit at WSBFinancialManagementUnit@edd.ca.gov.

/s/ KIMBERLEE MEYER, Chief
Central Office Workforce Services Division

Attachments

- [1. Youth, Adult, and Dislocated Worker Activities Program Estimate Allotments \(PDF\)](#)
- [2. WIOA Planning Estimate Funding SFY 24-25 \(PDF\)](#)

Workforce Innovation and Opportunity Act
Youth, Adult, and Dislocated Worker Activities Estimated Allocations Program Year 2024 - 2025

Display Name	Round 1			Round 2		Grand Total
	Youth	Adult	Dislocated Worker	Adult	Dislocated Worker	
Alameda	\$1,652,944	\$239,548	\$318,456	\$1,357,439	\$1,804,584	\$5,372,971
Anaheim City	\$762,669	\$112,229	\$103,239	\$635,965	\$585,019	\$2,199,121
Contra Costa	\$1,755,483	\$252,222	\$297,706	\$1,429,257	\$1,686,998	\$5,421,666
Foothill	\$616,067	\$99,049	\$77,971	\$561,276	\$441,833	\$1,796,196
Fresno	\$6,680,223	\$948,390	\$618,002	\$5,374,212	\$3,502,011	\$17,122,838
Golden Sierra	\$751,041	\$113,839	\$154,307	\$645,090	\$874,405	\$2,538,682
Humboldt	\$442,405	\$56,673	\$41,561	\$321,145	\$235,510	\$1,097,294
Imperial	\$3,168,710	\$464,844	\$286,452	\$2,634,115	\$1,623,228	\$8,177,349
Kern, Inyo, and Mono	\$6,565,418	\$968,068	\$598,014	\$5,485,716	\$3,388,744	\$17,005,960
Kings	\$936,897	\$147,775	\$89,502	\$837,392	\$507,179	\$2,518,745
Los Angeles City	\$16,296,257	\$2,405,929	\$1,512,038	\$13,633,594	\$8,568,233	\$42,416,051
Los Angeles County	\$13,505,406	\$1,943,626	\$1,264,836	\$11,013,880	\$7,167,416	\$34,895,164
Madera	\$900,263	\$135,121	\$84,476	\$765,687	\$478,695	\$2,364,242
Merced	\$2,217,968	\$312,012	\$198,337	\$1,768,068	\$1,123,907	\$5,620,292
Monterey	\$2,513,644	\$368,424	\$310,438	\$2,087,734	\$1,759,149	\$7,039,389
Mother Lode	\$346,219	\$63,019	\$48,848	\$357,110	\$276,806	\$1,092,002
Workforce Alliance of the North Bay	\$969,172	\$152,983	\$150,571	\$866,902	\$853,236	\$2,992,864
NoRTEC	\$2,564,197	\$377,872	\$252,807	\$2,141,274	\$1,432,575	\$6,768,725
North Central Counties Consortium	\$1,438,438	\$215,541	\$149,429	\$1,221,402	\$846,764	\$3,871,574
NOVA	\$1,266,407	\$192,442	\$293,757	\$1,090,505	\$1,664,621	\$4,507,732
Oakland City	\$1,094,018	\$171,381	\$151,563	\$971,158	\$858,858	\$3,246,978
Orange	\$3,609,881	\$515,702	\$650,037	\$2,922,310	\$3,683,544	\$11,381,474
Pacific Gateway	\$1,859,804	\$266,071	\$176,111	\$1,507,737	\$997,965	\$4,807,688
Richmond City	\$301,305	\$47,101	\$40,527	\$266,906	\$229,654	\$885,493
Riverside	\$7,272,365	\$1,046,163	\$893,964	\$5,928,259	\$5,065,799	\$20,206,550
Sacramento	\$3,973,873	\$605,507	\$524,827	\$3,431,207	\$2,974,022	\$11,509,436
San Benito	\$272,236	\$39,561	\$34,435	\$224,177	\$195,129	\$765,538
San Bernardino	\$6,521,420	\$933,106	\$758,720	\$5,287,603	\$4,299,413	\$17,800,262
San Diego	\$6,730,362	\$967,588	\$950,821	\$5,483,001	\$5,387,984	\$19,519,756
San Francisco	\$1,410,309	\$222,316	\$270,644	\$1,259,792	\$1,533,648	\$4,696,709
San Joaquin	\$3,476,008	\$513,426	\$360,479	\$2,909,412	\$2,042,716	\$9,302,041
San Jose - Silicon Valley	\$1,983,623	\$289,263	\$338,662	\$1,639,157	\$1,919,085	\$6,169,790
San Luis Obispo	\$758,025	\$77,773	\$63,547	\$440,713	\$360,100	\$1,700,158
Santa Ana City	\$770,162	\$111,524	\$82,010	\$631,971	\$464,722	\$2,060,389
Santa Barbara	\$1,439,175	\$148,020	\$140,144	\$838,780	\$794,148	\$3,360,267
Santa Cruz	\$1,340,782	\$157,503	\$136,217	\$892,518	\$771,894	\$3,298,914
SELACO	\$1,543,115	\$225,162	\$168,136	\$1,275,915	\$952,768	\$4,165,096
Solano	\$1,184,292	\$185,291	\$158,305	\$1,049,984	\$897,060	\$3,474,932
Sonoma	\$754,255	\$109,722	\$129,774	\$621,758	\$735,384	\$2,350,893
South Bay	\$1,919,157	\$292,044	\$232,221	\$1,654,917	\$1,315,916	\$5,414,255
Stanislaus	\$2,596,501	\$383,942	\$269,090	\$2,175,670	\$1,524,841	\$6,950,044
Tulare	\$4,454,660	\$643,813	\$387,235	\$3,648,276	\$2,194,335	\$11,328,319
Ventura	\$1,617,902	\$217,364	\$278,331	\$1,231,730	\$1,577,209	\$4,922,536
Verdugo	\$1,154,358	\$183,795	\$134,070	\$1,041,503	\$759,729	\$3,273,455
Yolo	\$681,394	\$67,409	\$79,184	\$381,982	\$448,710	\$1,658,679
Total	\$124,068,810.00	\$17,990,153.00	\$14,259,801.00	\$101,944,199.00	\$80,805,546.00	\$339,068,509.00

**Workforce Innovation and Opportunity Act (WIOA) Planning Estimate Funding
State Fiscal Year (SFY) 2024-25**

Funding Stream	Round 1	Share	Round 2	Share	Total
Youth Total	\$145,963,305		\$0		\$145,963,305
Formula	\$124,068,810	85%	\$0	85%	\$124,068,810
Governor's Discretionary	\$21,894,495	15%	\$0	15%	\$21,894,495
Adult Total	\$21,164,886		\$119,934,351		\$141,099,237
Formula	\$17,990,153	85%	\$101,944,199	85%	\$119,934,352
Governor's Discretionary	\$3,174,733	15%	\$17,990,152	15%	\$21,164,885
Dislocated Worker Total	\$23,766,336	%	\$134,675,907		\$158,442,243
Formula	\$14,259,801	60%	\$80,805,546	60%	\$95,065,347
Rapid Response	\$5,941,584	25%	\$33,668,976	25%	\$39,610,560
Governor's Discretionary	\$3,564,951	15%	\$20,201,385	15%	\$23,766,336
Total WIOA Funds	\$190,894,527		\$254,610,258		\$445,504,785
Formula	\$156,318,764		\$182,749,745		\$339,068,509
Rapid Response	\$5,941,584		\$33,668,976		\$39,610,560
Governor's Discretionary	\$28,634,179		\$38,191,537		\$66,825,716

* Program Year 2024-25 WIOA estimate allotments based on TEN 19-23, dated February 12, 2024.

**Consent Items
Submitted by the**

**Executive
Committee**

FRESNO REGIONAL WORKFORCE DEVELOPMENT BOARD

AGENDA ITEM:	B1
MEETING DATE:	June 5, 2024
ACTION:	AFFIRM AND ADOPT

2125 Kern Street, Suite 208 • Fresno, CA 93721 • (559) 490-7100 • Fax (559) 490-7199 • www.workforce-connection.com

TO: Fresno Regional Workforce Development Board

FROM: Executive Committee

SUBJECT: Workforce Innovation and Opportunity Act Contract Recapture of Funds for Program Year 2023 - 2024

RECOMMENDATION:

Affirm and adopt the action taken by the Fresno Regional Workforce Development Board (FRWDB) Executive Committee at its April 17, 2024, meeting, to approve the recapture of a portion of Providers' Workforce Innovation and Opportunity Act (WIOA) Adult and Youth Program Year (PY) 2023 - 2024 contracted funds for carryover into PY 2024 - 2025.

REASON FOR RECOMMENDATION:

The WIOA Adult and Youth Programs Providers' contractual expenditures were running lower than planned expenditures as of February 2024. Due to the reduction of expenditures and in an effort to allow carryover into PY 2024 - 2025, FRWDB staff recommended reductions to Providers' PY 2023 - 2024 contracts in the amount of **\$494,175** as follows:

	Adult	Dislocated Worker	Total
Central Labor Council Partnership	\$0	\$16,174	\$16,174
EQUUS	\$164,017	\$0	\$164,017
Total	\$164,017	\$16,174	\$180,191

	In School	Out of School	Total
EQUUS	\$16,052	\$64,210	\$80,262
EQUUS Youth Offender	\$3,768	\$21,354	\$25,122
Fresno Economic Opportunities Commission	\$11,724	\$51,313	\$63,037
Proteus Inc.	\$36,472	\$29,189	\$65,661
America Works	\$18,649	\$61,253	\$79,902
Total	\$86,665	\$227,319	\$313,984

The decrease in contractual expenditures was due to underperformance of planned expenditure goals and an estimated forecast of costs for the months of March 2024 through June 2024.

The FRWDB Executive Committee considered this item as an "Approval" item rather than a "Recommend to Approve" to the entire Board of Directors, which is normally how the Board considers this item. This action by the Board of Directors affirms and adopts the FRWDB Executive Committee's approval of the item.

FISCAL IMPACT:

None

Consent Items Submitted by the Youth Council

MISSION:

To design, procure, and oversee Workforce Innovation and Opportunity Act youth services to ensure all available resources serve the needs of Fresno County youth.

FRESNO REGIONAL WORKFORCE DEVELOPMENT BOARD

AGENDA ITEM:	C1
MEETING DATE:	June 5, 2024
ACTION:	RATIFY

2125 Kern Street, Suite 208 • Fresno, CA 93721 • (559) 490-7100 • Fax (559) 490-7199 • www.frwdb.net

TO: Fresno Regional Workforce Development Board
FROM: Youth Council
SUBJECT: Ratification of New Youth Council Members

RECOMMENDATION:

Ratify the appointments of Director Shayn Anderson, Ms. Keda Buttles, Director Kurt Madden, and Ms. Michelle Engel-Silva to the Youth Council.

The Youth Council approved this recommendation on May 23, 2024.

REASON FOR RECOMMENDATION:

Director Anderson is the Regional Director of State of California Department of Rehabilitation; Ms. Buttles is the Vice Principal of Fresno Adult School; Director Madden is the Chief Executive Officer of Career Nexus; and Ms. Engel-Silva is the Chief Executive Officer of Proteus, Inc. All have expressed interest in joining the Youth Council.

Article VI "Committees" of the FRWDB Bylaws indicates that appointments to standing committees shall be by majority vote of the Directors then in office.

FRESNO REGIONAL WORKFORCE DEVELOPMENT BOARD

AGENDA ITEM:	C2
MEETING DATE:	June 5, 2024
ACTION:	APPROVE

2125 Kern Street, Suite 208 • Fresno, CA 93721 • (559) 490-7100 • Fax (559) 490-7199 • www.frwdb.net

TO: Fresno Regional Workforce Development Board
FROM: Youth Council
SUBJECT: Workforce Innovation and Opportunity Act Youth Funding Recommendations for Program Year 2024-2025

RECOMMENDATION:

Approve the Workforce Innovation and Opportunity Act (WIOA) Youth estimated funding allocations for Program Year (PY) 2024-2025 as outlined in the attached budget allocation worksheet (Attachment I).

The Youth Council approved this recommendation on May 23, 2024.

REASON FOR RECOMMENDATION:

The Employment Development Department (EDD), Workforce Services Division, released WIOA Formula Planning Estimate Allocations on May 15, 2024 (Attachment II). These allocations are based on the estimated allotment levels issued by the U.S. Department of Labor, Employment and Training Administration to the states on February 12, 2024.

Once the actual PY 2024-2025 WIOA Youth funding allocations from EDD have been received and Fresno Regional Workforce Development Board (FRWDB) staff has completed the reconciliation of the PY 2023-2024 carryover, FRWDB staff will bring the revised funding recommendations to the November, 2024, Youth Council meeting.

The FRWDB received an estimated award of \$6,680,223 for Youth funds, an overall increase of 12.99% compared to last year's allocation of \$5,912,242. The projected carryover for the WIOA Youth program is estimated at \$1,627,150, which is a 31.07% decrease compared to \$2,360,422 for PY 2023-2024. This brings the total available estimated funding to \$8,307,373, which results in an overall estimated net increase of .42%, or \$34,709, for PY 2024-2025.

The Youth Council recommends the FRWDB approve the proposed estimated budget allocations as outlined in Column D of Attachment I. Approval of the recommended estimated funding allocations will result in the following:

- Maintain a 3% carryover to PY 2025-2026;
- Allocate 20% of total estimated award for Work Experience training as mandated by the Department of Labor;
- \$127,537 increase in America's Job Centers of California Facility/Site Budgets;
- \$15,360 increase in Community Outreach/Marketing Budget;
- \$260,850 decrease in One Time Costs (prior PY moving and furniture costs);

- 20.14% decrease to both the FRWDB Admin and Program Support in the amount of \$367,077;
- \$78,119 increase in Current Plan Year Work Experience Pool;
- \$418,581 increase in Prior Plan Year Work Experience Reserve.

FISCAL IMPACT:

Approval of this item will allocate \$8,307,373 of WIOA Youth funds, which will be allocated to FRWDB operational, sub-contracts and participant pools.

ATTACHMENTS:

- ATTACHMENT I: WIOA Youth Allocations for Program Year 2024-25
ATTACHMENT II: EDD Information Notice WSIN23-43; WIOA Formula Planning Estimate Allocations – PY 2024-2025

	A	B	C	D	E	F
1	WIOA YOUTH					
2	ALLOCATIONS FOR PROGRAM YEAR 2024-25					
3						
4						
5				ESTIMATED		
6			Youth	Youth		
7			Allocation	Allocation	Increase/	%
8			2023-24	2024-25	(Decrease)	Change
9						
10						
11	Actual/Estimated Carryover		2,360,422	1,627,150	(733,272)	-31.07%
12	Award		5,912,242	6,680,223	767,981	12.99%
13	Total Available		8,272,664	8,307,373	34,709	0.42%
14						
15	<u>Operational Costs</u>					
16	AJCC Facility/Site Budgets		1,458,546	1,586,083	127,537	8.74%
17	Community Outreach/OS Marketing Budget	2%	118,245	133,604	15,360	12.99%
18	One Time Costs PY 23-24		260,850	0	(260,850)	-100.00%
19	FRWDB Admin Support		783,551	625,708	(157,843)	-20.14%
20	FRWDB Program Support		1,038,661	829,427	(209,234)	-20.14%
21	Assessment Materials		55,494	55,494	0	0.00%
22	Carryover to Following Year (PY 25-26)	3%	177,367	200,407	23,039	12.99%
23	Total Operational Costs		3,892,714	3,430,723	(461,991)	-11.87%
24						
25	<u>Contractors & Participant Pools</u>					
26	Equus - Incarcerated Youth		278,528	278,528	0	0.00%
27	Equus - Urban West		891,800	891,800	0	0.00%
28	Fresno EOC - Urban East		891,800	891,800	0	0.00%
29	Proteus - Rural East		441,982	441,982	0	0.00%
30	America Works - Rural West		433,160	433,160	0	0.00%
31	Current Plan Year Work Experience Pool		941,991	1,020,110	78,119	8.29%
32	Prior Plan Year Work Experience Reserve		125,000	543,581	418,581	334.86%
33	Vocational Training Pool		180,689	180,689	0	0.00%
34	Public Defenders Project		15,000	15,000	0	0.00%
35	Participant Workshops		45,000	45,000	0	0.00%
36	Soft Skills Training Pool		35,000	35,000	0	0.00%
37	Supportive Services		100,000	100,000	0	0.00%
38	Total Contractors & Participant Pools		4,379,950	4,876,650	496,700	11.34%
39						
40						
41	Total Allocations		8,272,664	8,307,373		
42			0	0		
43						
44			1,064,204	1,202,440		
45	Work Experience Training Percentage		20%	20%		
46						
47						
48	Note: Due to spreadsheet formula rounding calculations, total(s) may be \$1.00 off.					
49	Prepared By: C. Beierschmitt					

WIOA Formula Planning Estimate Allocations – PY 24-25

Workforce Services Information Notice

WSIN23-43

Issued: May 15, 2024

The Employment Development Department has released the Workforce Innovation and Opportunity Act (WIOA) Title I formula fund allocations for each Local Workforce Development Area (Local Area), for the Adult, Youth, and Dislocated Worker funding streams for Program Year (PY) 2024-25. These allocations are based on the estimated allotment levels issued by the U.S. Department of Labor, Employment and Training Administration to the states in [Training and Employment Notice 19-23 \(PDF\)](#), dated February 12, 2024. These allotment levels are provided as an estimate for planning purposes and will change based on the enacted PY 24 full-year appropriation expected in April 2024. The planning estimates in this notice provide Local Areas with a general idea of how their funding will change in PY 24, assuming there are no major increases or decreases enacted by Congress.

The WIOA prescribes a specific method to calculate sub-state hold harmless levels which ensure that each Local Area receives no less than 90 percent of their average percentage share from the two prior years. These hold harmless provisions were established to help minimize year-to-year volatility in funding levels and limit any Local Area's year-over funding increase to 100 percent of their prior year allocation. The Local Areas that receive more than 100 percent of their average percentage share from the previous two years will be proportionately reduced by the amount of total funding necessary to ensure that all Local Areas receive at least 90 percent of their average percentage share from the two prior years.

The allotment to California and the amounts available for the formula allocation to its Local Areas are listed below. **Youth, Adult, and Dislocated Worker Activities Program Estimate Allotments** (attachment 1) reflects the total amount Local Areas will receive for each of the funding streams for PY 24-25. **WIOA Planning Estimate Funding SFY 24-25** (attachment 2) provides a breakdown of how each of the three funding streams is allocated.

PY 24-25	Total Federal Allotment	Amount Available for Formula Allocation
Youth Program	\$145,963,305	\$124,068,810
Adult Program	\$141,099,237	\$119,934,352
Dislocated Worker Program	\$158,442,243	\$95,065,347
Total	\$445,504,785	\$339,068,509

If you have any questions, please contact the Financial Management Unit at WSBFinancialManagementUnit@edd.ca.gov.

/s/ KIMBERLEE MEYER, Chief
Central Office Workforce Services Division

Attachments

- [1. Youth, Adult, and Dislocated Worker Activities Program Estimate Allotments \(PDF\)](#)
- [2. WIOA Planning Estimate Funding SFY 24-25 \(PDF\)](#)

Workforce Innovation and Opportunity Act
Youth, Adult, and Dislocated Worker Activities Estimated Allocations Program Year 2024 - 2025

Display Name	Round 1			Round 2		Grand Total
	Youth	Adult	Dislocated Worker	Adult	Dislocated Worker	
Alameda	\$1,652,944	\$239,548	\$318,456	\$1,357,439	\$1,804,584	\$5,372,971
Anaheim City	\$762,669	\$112,229	\$103,239	\$635,965	\$585,019	\$2,199,121
Contra Costa	\$1,755,483	\$252,222	\$297,706	\$1,429,257	\$1,686,998	\$5,421,666
Foothill	\$616,067	\$99,049	\$77,971	\$561,276	\$441,833	\$1,796,196
Fresno	\$6,680,223	\$948,390	\$618,002	\$5,374,212	\$3,502,011	\$17,122,838
Golden Sierra	\$751,041	\$113,839	\$154,307	\$645,090	\$874,405	\$2,538,682
Humboldt	\$442,405	\$56,673	\$41,561	\$321,145	\$235,510	\$1,097,294
Imperial	\$3,168,710	\$464,844	\$286,452	\$2,634,115	\$1,623,228	\$8,177,349
Kern, Inyo, and Mono	\$6,565,418	\$968,068	\$598,014	\$5,485,716	\$3,388,744	\$17,005,960
Kings	\$936,897	\$147,775	\$89,502	\$837,392	\$507,179	\$2,518,745
Los Angeles City	\$16,296,257	\$2,405,929	\$1,512,038	\$13,633,594	\$8,568,233	\$42,416,051
Los Angeles County	\$13,505,406	\$1,943,626	\$1,264,836	\$11,013,880	\$7,167,416	\$34,895,164
Madera	\$900,263	\$135,121	\$84,476	\$765,687	\$478,695	\$2,364,242
Merced	\$2,217,968	\$312,012	\$198,337	\$1,768,068	\$1,123,907	\$5,620,292
Monterey	\$2,513,644	\$368,424	\$310,438	\$2,087,734	\$1,759,149	\$7,039,389
Mother Lode	\$346,219	\$63,019	\$48,848	\$357,110	\$276,806	\$1,092,002
Workforce Alliance of the North Bay	\$969,172	\$152,983	\$150,571	\$866,902	\$853,236	\$2,992,864
NoRTEC	\$2,564,197	\$377,872	\$252,807	\$2,141,274	\$1,432,575	\$6,768,725
North Central Counties Consortium	\$1,438,438	\$215,541	\$149,429	\$1,221,402	\$846,764	\$3,871,574
NOVA	\$1,266,407	\$192,442	\$293,757	\$1,090,505	\$1,664,621	\$4,507,732
Oakland City	\$1,094,018	\$171,381	\$151,563	\$971,158	\$858,858	\$3,246,978
Orange	\$3,609,881	\$515,702	\$650,037	\$2,922,310	\$3,683,544	\$11,381,474
Pacific Gateway	\$1,859,804	\$266,071	\$176,111	\$1,507,737	\$997,965	\$4,807,688
Richmond City	\$301,305	\$47,101	\$40,527	\$266,906	\$229,654	\$885,493
Riverside	\$7,272,365	\$1,046,163	\$893,964	\$5,928,259	\$5,065,799	\$20,206,550
Sacramento	\$3,973,873	\$605,507	\$524,827	\$3,431,207	\$2,974,022	\$11,509,436
San Benito	\$272,236	\$39,561	\$34,435	\$224,177	\$195,129	\$765,538
San Bernardino	\$6,521,420	\$933,106	\$758,720	\$5,287,603	\$4,299,413	\$17,800,262
San Diego	\$6,730,362	\$967,588	\$950,821	\$5,483,001	\$5,387,984	\$19,519,756
San Francisco	\$1,410,309	\$222,316	\$270,644	\$1,259,792	\$1,533,648	\$4,696,709
San Joaquin	\$3,476,008	\$513,426	\$360,479	\$2,909,412	\$2,042,716	\$9,302,041
San Jose - Silicon Valley	\$1,983,623	\$289,263	\$338,662	\$1,639,157	\$1,919,085	\$6,169,790
San Luis Obispo	\$758,025	\$77,773	\$63,547	\$440,713	\$360,100	\$1,700,158
Santa Ana City	\$770,162	\$111,524	\$82,010	\$631,971	\$464,722	\$2,060,389
Santa Barbara	\$1,439,175	\$148,020	\$140,144	\$838,780	\$794,148	\$3,360,267
Santa Cruz	\$1,340,782	\$157,503	\$136,217	\$892,518	\$771,894	\$3,298,914
SELACO	\$1,543,115	\$225,162	\$168,136	\$1,275,915	\$952,768	\$4,165,096
Solano	\$1,184,292	\$185,291	\$158,305	\$1,049,984	\$897,060	\$3,474,932
Sonoma	\$754,255	\$109,722	\$129,774	\$621,758	\$735,384	\$2,350,893
South Bay	\$1,919,157	\$292,044	\$232,221	\$1,654,917	\$1,315,916	\$5,414,255
Stanislaus	\$2,596,501	\$383,942	\$269,090	\$2,175,670	\$1,524,841	\$6,950,044
Tulare	\$4,454,660	\$643,813	\$387,235	\$3,648,276	\$2,194,335	\$11,328,319
Ventura	\$1,617,902	\$217,364	\$278,331	\$1,231,730	\$1,577,209	\$4,922,536
Verdugo	\$1,154,358	\$183,795	\$134,070	\$1,041,503	\$759,729	\$3,273,455
Yolo	\$681,394	\$67,409	\$79,184	\$381,982	\$448,710	\$1,658,679
Total	\$124,068,810.00	\$17,990,153.00	\$14,259,801.00	\$101,944,199.00	\$80,805,546.00	\$339,068,509.00

**Workforce Innovation and Opportunity Act (WIOA) Planning Estimate Funding
State Fiscal Year (SFY) 2024-25**

Funding Stream	Round 1	Share	Round 2	Share	Total
Youth Total	\$145,963,305		\$0		\$145,963,305
Formula	\$124,068,810	85%	\$0	85%	\$124,068,810
Governor's Discretionary	\$21,894,495	15%	\$0	15%	\$21,894,495
Adult Total	\$21,164,886		\$119,934,351		\$141,099,237
Formula	\$17,990,153	85%	\$101,944,199	85%	\$119,934,352
Governor's Discretionary	\$3,174,733	15%	\$17,990,152	15%	\$21,164,885
Dislocated Worker Total	\$23,766,336	%	\$134,675,907		\$158,442,243
Formula	\$14,259,801	60%	\$80,805,546	60%	\$95,065,347
Rapid Response	\$5,941,584	25%	\$33,668,976	25%	\$39,610,560
Governor's Discretionary	\$3,564,951	15%	\$20,201,385	15%	\$23,766,336
Total WIOA Funds	\$190,894,527		\$254,610,258		\$445,504,785
Formula	\$156,318,764		\$182,749,745		\$339,068,509
Rapid Response	\$5,941,584		\$33,668,976		\$39,610,560
Governor's Discretionary	\$28,634,179		\$38,191,537		\$66,825,716

* Program Year 2024-25 WIOA estimate allotments based on TEN 19-23, dated February 12, 2024.