



FRESNO REGIONAL WORKFORCE DEVELOPMENT BOARD

Youth Council
May 21, 2026 @ 4:00 p.m.

Workforce Connection
3170 W. Shaw Avenue
Room 105/106
Fresno, CA 93711

Mission Statement: To design, procure, and oversee Workforce Innovation and Opportunity Act youth services to ensure all available resources serve the needs of Fresno County youth.

PLEASE TURN OFF CELL PHONE OR PUT IT ON VIBRATE

ROLL CALL

AGENDA CHANGES: REMOVAL OF ITEMS OR EMERGENCY ADDITIONS

ABSTENTIONS/RECUSALS/DISCLOSURE OF POTENTIAL CONFLICTS OF INTEREST

COUNCIL CHAIR/STAFF COMMENTS

PUBLIC COMMENTS

Item	Description	Presenter	Enclosure	Action	Page #
1.	February 19, 2026, Youth Council Meeting Minutes	Konczal	Yes	Approve	4
2.	Young Adult Program Success Stories	M. Espinosa	Yes	Information	10
3.	Workforce Innovation and Opportunity Act Young Adult Funding Recommendations for Program Year 2026-2027	Konczal	Yes	Recommend to Approve	11
4.	Young Adult Discretionary Grants Report	Casillas	Yes	Information	12
5.	One Fresno Youth Job Corps Program Navigator Contract Award	Casillas	Yes	Recommend to Approve	13

CONSENT ITEM

6. Recommend to Accept Consent Items (6A – 6C). *Items pulled from consent will be handled with the other regular items at the end of the agenda, including any information items that are pulled.*

6A.	Young Adult Satisfaction Report	V. McAlister	Yes	Recommend to Accept	14
6B.	Young Adult Providers of Services' Monitoring Report	Moncivais	Yes	Recommend to Accept	16
6C.	Local Performance Results Report	Casillas	Yes	Recommend to Accept	19

ACCOMMODATIONS FOR PERSONS WITH DISABILITIES

Disabled individuals and individuals who are limited English proficient who need special assistance to attend or participate in this meeting may request assistance by contacting the Fresno Regional Workforce Development Board, at 2125 Kern Street, Suite 208, Fresno, California, or by calling (559) 490-7100. Every effort will be made to reasonably accommodate individuals with disabilities or who are limited English proficient by making meeting materials available in alternative formats. Requests for assistance should be made at least three (3) working days in advance of the meeting.

NON-CONSENT ITEMS

7.	Young Adult Demographics Report	Stogbauer	Yes	Information	27
8.	Agenda Items for August 20, 2026, Meeting	Konczal	No	Discussion	--
9.	Meeting Feedback	Konczal	No	Discussion	--

**Fresno Regional Workforce Development Board
Youth Council
Attendance Report 2026**

	2/19/2026	5/21/2026	8/20/2026	11/19/2026
Bonner SEIU 52	P			
Buttles Fresno Adult School	A			
Engel-Silva Proteus, Inc.	P			
Evans CA Teaching Fellows Foundation	P			
Madden Career Nexus	P			
Martindale Dept. of Social Services, Administration	P			
Metters PG&E	P			
Sotiropulos Hyatt Real Estate	P			
Tutunjian	P			
Watson CART	A			

P = Present

A = Absent

X = Canceled

-- = Not a Member at Time of Meeting

**FRESNO REGIONAL
WORKFORCE DEVELOPMENT BOARD**

AGENDA ITEM:	1
MEETING DATE:	May 21, 2026
ACTION:	APPROVE

2125 Kern Street, Suite 208 • Fresno, CA 93721 • (559) 490-7100 • Fax (559) 490-7199 • www.frwdb.net

TO: Youth Council
FROM: Blake Konczal, Executive Director
SUBJECT: February 19, 2026, Youth Council Meeting Minutes

RECOMMENDATION:

Approve the minutes of the February 19, 2026, Youth Council Meeting.

ATTACHMENT:

February 19, 2026, Youth Council Meeting Minutes

FRESNO REGIONAL WORKFORCE DEVELOPMENT BOARD



Youth Council
February 19, 2026

SUMMARY MINUTES

The meeting was called to order at 4:00 p.m.

ROLL CALL: PRESENT – Alysia Bonner, Michelle Engel-Silva, Erin Evans, Kurt Madden, Katherine Martindale (arrived at 4:11 p.m.), Terry Metters, Jr., Vasili Sotiropulos (arrived at 4:05 p.m.), and Michelle Tutunjian

ABSENT – Keda Buttles and Rick Watson

AGENDA CHANGES: None

ABSTENTIONS/RECUSALS/
DISCLOSURES OF
POTENTIAL CONFLICTS OF
INTEREST: None

PUBLIC COMMENTS: None

Item	Description/Action Taken
1.	<p><u>November 20, 2025, Youth Council Meeting Minutes</u></p> <p>Blake Konczal, Executive Director, Fresno Regional Workforce Development Board (FRWDB), presented the November 20, 2025, meeting minutes for the Youth Council's (Council's) approval, or correction and approval.</p> <p>TUTUNJIAN/METTERS – APPROVED THE NOVEMBER 20, 2025, YOUTH COUNCIL MEETING MINUTES. (UNANIMOUS)</p>
2.	<p><u>Youth Program Success Stories</u></p> <p>Martha Espinosa, Deputy Director Marketing, Grants and Business Initiatives, FRWDB, presented the success story of FRWDB's Second Quarter Business of Excellence Award recipient, Midas. She shared that Midas provided work experience to eight (8) young adult participants where they were able to build their technical skills, workplace readiness, customer service skills, and received clear exposure to career pathways within the automotive industry. Of the eight (8) work experience participants, two (2) individuals were hired for permanent employment. Ms. Espinosa presented a video showcasing Midas.</p> <p>This was an information item.</p>

3. **ValleyBuild Earmark Grant Contract Awards**

Ashley Matthews, Senior Special Projects Manager, FRWDB, presented for the Council's recommendation for FRWDB approval, the reallocation of ValleyBuild Earmark grant funds. She reported that the grant had been extended by six (6) months, to June 30, 2026. The proposed reallocation supported ValleyBuild by adding capacity to staffing, training equipment, and outreach to support the four (4) cohorts scheduled for Fresno, Madera, and Tulare Counties during the months of March through June 2026. Details of the reallocation were provided in the agenda item.

MADDEN/BONNER – RECOMMENDED THAT THE FRWDB APPROVE THE VALLEYBUILD EARMARK GRANT CONTRACT AWARDS. (UNANIMOUS)

4. **Consent Items 4A – 4C**

BONNER/TUTUNJIAN – RECOMMENDED THAT THE FRWDB ACCEPT CONSENT ITEMS 4A – 4C. (UNANIMOUS)

5. **Student Training and Employment Program Performance Overview**

Veronica McAlister, Associate Deputy Director, FRWDB, presented an overview of the Student Training and Employment Program (STEP) performance over the past two (2) years. This item was requested by Council Member Tutunjian at the November 20, 2025, Youth Council meeting.

Ms. McAlister shared that in the first year of the STEP program, there were 100 enrollments, of which all 100 completed their workshops. Of the 100 enrolled, 83 started a work experience (WEX) and 81 completed their WEX. In the second year of the program, 55 were enrolled, which exceeded the goal of 54. Of the 55 enrollees, 53 completed the workshops, 39 started a WEX, and 25 completed a WEX. Overall, for years one (1) and two (2) of the FRWDB STEP program, 155 individuals were enrolled and 122 completed a WEX. The third year of STEP started January 1, 2026, with three (3) enrollments. The goal for the third year is 80 enrollments.

Council Member Tutunjian asked if the STEP program was being marketed to the community colleges or with any of the disabled departments with other community colleges. Brittany Morris, STEP Program Supervisor, America Works, was in the audience and shared that as the provider of services for the STEP program, they were working with Fresno City College Disabled Students Programs, in addition to attending many career fairs.

This was an information item.

6. **Young Adult Discretionary Grants Report**

Ms. McAlister provided an overview on the following FRWDB discretionary grants: Emergency Medical Services (EMS) Corps, Growth Opportunities, One Fresno Youth Job Corps Program (YJCP), and STEP.

She shared that the EMS Corps trains at-risk and justice involved young adults in EMS career pathways that could lead to careers as Emergency Medical Technicians, Paramedics, Fire Fighters, or could open the door to a career in healthcare. The first cohort started in Fall 2025 with 22 participants. The FRWDB goals was to start with 20 participants.

Growth Opportunities prepares justice-involved young adults for work through education and training, paid work experiences, mentorship, and leadership development. Orientations were currently underway for the first cohort, which was scheduled to begin in March. The goal is to serve 154 participants by the end of the grant, which is Fall 2028.

The YJCP is in partnership with the City of Fresno where they refer participants to FRWDB, mostly for supportive services. The end date for the program is May 31, 2026; however, Ms. McAlister reported that the City of Fresno had approached the FRWDB to continue this program.

Ms. McAlister provided an overview of the STEP program in the previous agenda item, but added that the program offered paid work experiences and subsidized employment to help participants build skills to help them transition to unsubsidized employment.

Ms. McAlister shared that the EMS Corps graduation will be held March 11, 2026, at 9:00 am. She provided a QR code for Council members to respond if they would like to attend.

This was an information item.

7. Rural West Marketing

Ms. Espinosa presented a detailed overview of the FRWDB's marketing efforts for the young adult program, specifically on the west side of Fresno County, in response to the Council's request. She reviewed youth population data for Fresno County, noting there were 136,210 individuals ages 15–24, with 103,897 in the Fresno/Clovis metro area, 18,116 on the East Side, and 14,197 on the West Side. She stated the goal was to reach as many youth as possible through multiple marketing strategies in an effort to increase engagement with programs and services.

Director Sotiropulos arrived (4:05 p.m.)

She reported that from December 2025 through February 2026, FRWDB held 12 young adult focused events in Rural East (57%), five (5) in Fresno (24%), and four (4) in Rural West (19%). Outreach activities included informational workshops, community service promotion, and family-centered engagement. She emphasized the importance of consistency in rural communities to build trust.

Ms. Espinosa reviewed current youth-focused marketing campaigns, and highlighted messaging centered on gaining meaningful work experience. Campaign themes included "Earn Experience That Counts – Take the Next Step," "Looking for Your First Job? Not Sure Where to Start? You're Not Alone. We've Got You," and "Everyone Starts Somewhere; Start Here." She noted efforts to keep messaging fresh and relatable, including the use of anime-style graphics and featuring past achievement award winners. She also described a "Gingerbread and Goals" open house event in Mendota, which had an employer in attendance, the Federal Bureau of Prisons.

She shared a Channel 26 television commercial featuring a QR "flow code" to track engagement and website traffic. She explained that this allowed staff to measure how many viewers scanned the code. Workforce Spotlight segments air twice weekly, three (3) times per day during Great Day, highlighting both youth services and employer engagement opportunities. These segments were also shared on social media and YouTube.

Council Member Martindale arrived (4:11 p.m.)

Ms. Espinosa indicated that radio advertising included spots on La Buena and B95, along with social media banner placements. She also reported on Spotify streaming audio ads from August 2025 through January 2026, which achieved over a 94% completion rate, which means the ad was played all the way through to the end.

Director Madden asked which effort results in the most engagement. Ms. Espinosa explained that digital platforms such as Fox 26 and Spotify allowed for more precise tracking, while radio and in-person outreach were more difficult to measure. She stated that participants were asked how they heard about the program when they come into the One-Stops, but that data collection was not yet fully aggregated due to paper-based forms. Phyllis Stogbauer, Senior Deputy Director, FRWDB indicated that FRWDB staff have discussed the potential for electronic forms and dropdown selections to improve data comparison and analysis.

In reference to Director Madden's question, Diane Jensen, Senior Marketing Coordinator, FRWDB, reported that when individuals register at outreach events, they are asked how they heard about the event and approximately 75% of attendees indicated they heard about events through social media platforms, including La Buena, B95, and Fox 26.

Director Metters asked if there were examples of marketing/communication efforts that were found to be ineffective. Ms. Espinosa shared that FRWDB previously used La Preciosa radio station for its Spanish-language advertising but changed to La Buena after determining the La Preciosa targeted an older demographic. She stated the change resulted in stronger engagement and proved to be more effective in reaching young adults.

Ms. Espinosa concluded the marketing overview by reiterating that outreach efforts included community engagement, television spots, radio advertisements, advertisements on a streaming platform, social media, and billboards, all with the goal of consistently increasing awareness and participation in FRWDB services and programs.

This was an information item.

8. **Young Adult Demographics Report**

Ms. Stogbauer presented the Program Year (PY) 2025-2026 Second Quarter Young Adult Demographics Report for the Council's review. She noted that the report included the PY 2024-2025 data for comparison purposes, and stated that there was very little change between years. She indicated that this information was collected from participants during the eligibility process.

Director Madden suggested that on the Youth Ethnicity graph, it would be helpful to remove the "No Response" percentage and just have the percentages of those who did respond. Ms. Stogbauer noted that FRWDB staff would review the reports to identify revisions to improve clarity.

Director Metters thanked FRWDB staff for the additional barriers information at the bottom of the report, noting that it was helpful. Council Member Bonner asked how individuals with identified barriers were assisted. Ms. Stogbauer stated upon enrollment, an Individual Service Strategy (ISS) is created, which includes identified barriers. At that point, an individual receives referrals to assist them in obtaining the services or assistance they need. Provider staff review participants' ISS every month, as barriers can change, and address areas as needed.

This was an information item.

9. **Rural West Young Adult Services Funding Allocations**

Mr. Konczal stated that based on discussions at the last few Council meetings, he conducted research to identify the number of young adults served and placed them into geographic context across Fresno County. He divided the county into West Side, Metro, and East Side regions.

He distributed a spreadsheet to the Council that showed 2024 population data for youth ages 15 through 24 and compared those figures to the percentage of youth funding allocated and minimum enrollment targets for each region. He explained that the FRWDB's total minimum enrollment goal for PY 2024–2025 was 1,063 youth, with 110 enrollments (10%) allocated to the West Side.

Mr. Konczal acknowledged ongoing discussions regarding West Side youth performance and stated that historical data across multiple providers and fiscal years indicated persistent underperformance in meeting enrollment targets. He noted that while no final conclusions would be made until a full report was presented at the next meeting, a preliminary review suggested current West Side enrollment targets may be unrealistic. He emphasized that allocating 16.29% of youth funding to serve at minimum 10% of total enrollments without achieving that target warranted further evaluation. He stated that FRWDB staff would return with recommendations based on multi-year historical data and would propose enrollment numbers and funding allocations that were more aligned with demonstrated performance trends. Mr. Konczal noted that data over approximately ten (10) years reflected similar challenges.

There was a discussion regarding prior service delivery on the West Side, including a period when services were primarily delivered through West Hills College. Mr. Konczal explained that enrollments were higher when recruitment occurred directly on campus but later declined during staffing and contractual challenges, including a mid-term contract termination due to lack of enrollments. He also noted that overall FRWDB funding had significantly decreased since the early 2000s, impacting service locations and capacity.

Council Member Martindale requested that any recommendations carefully consider historical successes, as well. Director Bonner raised a concern about reducing funding to underserved areas without thorough analysis of outreach efforts and engagement strategies. Mr. Konczal reiterated that extensive outreach efforts were ongoing and agreed to provide detailed data and multiple recommendations at the next meeting.

Additional discussions included potential collaboration opportunities with organizations such as Boys & Girls Clubs and Neighborhood Resource Centers in Coalinga and Kerman to increase visibility and engagement. Council Member Martindale stated that there was an opportunity for FRWDB to utilize space at the Neighborhood Resource Center in Coalinga. Mr. Konczal stated that FRWDB staff would explore all possibilities and would return with a number of recommendations for consideration.

This was a discussion item.

10. Agenda Items for May 21, 2026, Meeting

Mr. Konczal shared that if Council Members had any items for the May 21, 2026, Youth Council agenda, to have the items to FRWDB staff two (2) weeks prior to the meeting.

11. Meeting Feedback

None.

Meeting adjourned at 5:09 p.m.

FRESNO REGIONAL WORKFORCE DEVELOPMENT BOARD

AGENDA ITEM:	2
MEETING DATE:	May 21, 2026
ACTION:	INFORMATION

2125 Kern Street, Suite 208 • Fresno, CA 93721 • (559) 490-7100 • Fax (559) 490-7199 • www.frwdb.net

TO: Youth Council
FROM: Martha Espinosa, Deputy Director Marketing, Grants and Business Initiatives
SUBJECT: Young Adult Program Success Stories

INFORMATION:

Martha Espinosa, Deputy Director Marketing, Grants and Business Initiatives, Fresno Regional Workforce Development Board (FRWDB), will share the success story for the FRWDB's Fourth Quarter Youth Achievement Award winner, Kyaira Watteree.

The video will be available on YouTube.

FRESNO REGIONAL WORKFORCE DEVELOPMENT BOARD

AGENDA ITEM:	3
MEETING DATE:	May 21, 2026
ACTION:	RECOMMEND TO APPROVE

2125 Kern Street, Suite 208 • Fresno, CA 93721 • (559) 490-7100 • Fax (559) 490-7199 • www.frwdb.net

TO: Youth Council
FROM: Blake Konczal, Executive Director
SUBJECT: Workforce Innovation and Opportunity Act Young Adult Funding Recommendations for Program Year 2026-2027

RECOMMENDATION:

Recommend that the Fresno Regional Workforce Development Board (FRWDB) approve Workforce Innovation and Opportunity Act (WIOA) Youth funding allocations for Program Year (PY) 2026-2027 as outlined in the attached budget allocation worksheet (Attachment I).

REASON FOR RECOMMENDATION:

The Employment Development Department (EDD), Workforce Services Division, released WIOA Formula Planning Allocations on May 15, 2026 (Attachment II). These allocations are based on the allotments issued by the U.S. Department of Labor (DOL), Employment and Training Administration to the states on April 28, 2026.

Once FRWDB staff has completed the final reconciliation of the PY 2025-2026 carryover, FRWDB staff will bring the revised funding recommendations to the November 19, 2026, Youth Council meeting.

The FRWDB received an award of \$6,192,2005 for Youth funds, an overall decrease of \$796,046, or reduction of 11.39% compared to last year's allocation of \$6,988,051. The projected carryover for the WIOA Youth program is estimated at \$1,319,009, which is a decrease of \$1,023,622, or reduction of 43.70% compared to \$2,342,631 for PY 2025-2026. This brings the total available funding to \$7,511,014, which results in an overall estimated net decrease of \$1,819,668, or a reduction of 19.50%, for PY 2026-2027.

FRWDB staff recommends that the Youth Council approve the proposed budget allocations as outlined in Column D of Attachment I. Approval of the recommended funding allocations will result in the following:

- Maintain a 3% carryover to PY 2027-2028;
- Allocate 20% of total award for Work Experience training as mandated by the Department of Labor;
- \$259,452 decrease in America's Job Centers of California Facility/Site Budgets;
- \$15,921 decrease in Community Outreach/Marketing Budget;
- \$183,493 net increase in FRWDB Admin and Program Support;
- 5% decrease to Providers of Services' contracts;

- \$143,288 decrease in Current Plan Year Work Experience Pool;
- \$1,196,172 decrease, due to expenditures in Prior Plan Year Work Experience Reserve;
- \$180,689 decrease in Vocational Training Pool;
- \$60,000 decrease in Supportive Services.

FISCAL IMPACT:

Approval of this item will allocate \$7,511,014 of WIOA Youth funds, which will be allocated to FRWDB operational, sub-contracts and participant pools.

ATTACHMENTS:

ATTACHMENT I: WIOA Youth Allocations for Program Year 2026-27

ATTACHMENT II: EDD Information Notice WSIN25-32; WIOA Formula Allocations – PY 2026-2027

	A	B	C	D	E	F
1	WIOA YOUTH					
2	ALLOCATIONS FOR PROGRAM YEAR 2026-2027					
3						
4						
5						
6						
7						
8			Youth	Youth		
9			Allocation	Allocation	Increase/	%
10			2025-26	2026-27	(Decrease)	Change
11						
12						
13	Actual/Estimated Carryover		2,342,631	1,319,009	(1,023,622)	-43.70%
14	Award		6,988,051	6,192,005	(796,046)	-11.39%
15	Total Available		9,330,682	7,511,014	(1,819,668)	-19.50%
16						
17	Operational Costs					
18	AJCC Facility/Site Budgets		1,586,083	1,326,631	(259,452)	-16.36%
19	Community Outreach/OS Marketing Budget	2%	139,761	123,840	(15,921)	-11.39%
20	FRWDB Admin Support		625,708	619,201	(6,507)	-1.04%
21	FRWDB Program Support		829,427	1,019,427	190,000	22.91%
22	FRWDB Basic Career Services		0	0	0	100.00%
23	Assessment Materials		55,494	55,494	0	0.00%
24	Carryover to Following Year (PY 27-28)	3%	209,642	185,760	(23,881)	-11.39%
25	Total Operational Costs		3,446,115	3,330,353	(115,761)	-3.36%
26						
27	Contractors & Participant Pools					
28	Equus - Urban West		891,800	847,210	(44,590)	-5.00%
29	Fresno EOC - Urban East		891,800	847,210	(44,590)	-5.00%
30	Proteus - Rural East		441,982	419,883	(22,099)	-5.00%
31	America Works - Rural West		433,160	411,502	(21,658)	-5.00%
32	One Stop Operator		24,000	33,180	9,180	38.25%
33	Current Plan Year Work Experience Pool		1,257,849	1,114,561	(143,288)	-11.39%
34	*Prior Plan Year Work Experience Reserve		1,568,287	372,115	(1,196,172)	-76.27%
35	Vocational Training Pool		180,689	0	(180,689)	-100.00%
36	Public Defenders Project		15,000	15,000	0	0.00%
37	Participant Workshops		45,000	45,000	0	0.00%
38	Soft Skills Training Pool		35,000	35,000	0	0.00%
39	Supportive Services		100,000	40,000	(60,000)	-60.00%
40	Total Contractors & Participant Pools		5,884,567	4,180,661	(1,703,906)	-28.96%
41						
42						
43	Total Allocations		9,330,682	7,511,014		
44			0	0		
45	*Decrease Due to Spending					
46			1,257,849	1,114,561		
47	Work Experience Training Percentage		20%	20%		
48						
49						
50	Note: Due to spreadsheet formula rounding calculations, total(s) may be \$1.00 off.					
51	Prepared By: C. Beierschmitt					

WIOA Formula Allocations – PY 26-27

Workforce Services Information Notice WSIN25-32

Issued: May 15, 2026

The *Workforce Innovation and Opportunity Act* (WIOA) Title I formula fund allocations for each Local Workforce Development Area (Local Area) for Program Year (PY) 2026-27, have been released. These allocations—for the Adult, Youth, and Dislocated Worker (DW) programs—are based on the allotments issued by the U.S. Department of Labor (DOL), to the states via [Training and Employment Guidance Letter 10-25 \(https://www.dol.gov/agencies/eta/advisories/tegl-10-25\)](https://www.dol.gov/agencies/eta/advisories/tegl-10-25) (TEGL) dated April 28, 2026.

The WIOA prescribes a specific method for calculating sub-state hold harmless levels for DW Program funds. As a result, there is alignment in the hold harmless provisions across the Youth, Adult, and DW programs. These provisions were established to help mitigate year-to-year funding volatility. Under WIOA, hold harmless provisions ensure that each area receives **no less than 90 percent** of their average percentage share from the two prior years. Local Areas that would otherwise receive **more than 100 percent** of their average percentage share from the previous two years will be proportionately reduced to ensure that all local areas receive at least 90 percent.

This notice is being issued for planning and budgeting purposes only because the state has not yet received the federal Notice of Award (NOA) for any of the funding streams. Once the NOA has been received:

- Youth allocations will be released to Local Areas immediately. These will be issued in one sum with an effective date of April 1, 2026, under the grant code 301.
- Adult and DW allocations will be released as soon as both federal and state spending authority is received.

The allotment to California and the amounts available for the formula allocation to the Local Areas are listed below. Attachment 1 reflects the total amount Local Areas will receive for each of the funding streams during the PY 26-27. Additionally, Attachment 2 provides a breakdown of how each of the three funding streams are allocated.

PY 26-27 Federal Allotment and Available Formula Allocation

PY 26-27 Title I	Total Federal Allotment	Total Available for Formula Allocation
Youth Program	\$156,286,824	\$132,843,801
Adult Program	\$149,671,359	\$127,220,656
Dislocated Worker Program	\$259,233,111	\$155,539,868
Total	\$565,191,294	\$415,604,325

If you have any questions, please contact the Financial Management Unit at WSBFinancialManagementUnit@edd.ca.gov.

/s/ KIMBERLEE MEYER, Chief
Central Office Workforce Services Division

Attachments

- [Youth, Adult, and Dislocated Worker Allotments \(DOCX\)](#)
- [WIOA Funding SFY 26-27 \(DOCX\)](#)

**Workforce Innovation and Opportunity Act
Youth, Adult, and Dislocated Worker Activities Final Allocations
Program Year 2026-27**

Local Area	Round 1			Round 2		Grand Total
	Youth	Adult	Dislocated Worker	Adult	Dislocated Worker	
Alameda	\$2,553,260	\$426,169	\$874,072	\$1,853,725	\$3,190,464	\$8,897,690
Anaheim City	\$745,973	\$137,079	\$214,066	\$596,256	\$781,366	\$2,474,740
Contra Costa	\$2,337,975	\$416,066	\$742,453	\$1,809,779	\$2,710,039	\$8,016,312
Foothill	\$754,899	\$150,198	\$197,973	\$653,323	\$722,625	\$2,479,018
Fresno	\$6,192,005	\$1,078,075	\$1,441,090	\$4,689,350	\$5,260,147	\$18,660,667
Golden Sierra	\$1,044,806	\$201,068	\$384,291	\$874,594	\$1,402,706	\$3,907,465
Humboldt	\$537,063	\$86,075	\$91,836	\$374,403	\$335,212	\$1,424,589
Imperial	\$2,851,134	\$517,556	\$658,347	\$2,251,237	\$2,403,043	\$8,681,317
Kern, Inyo, and Mono	\$6,017,179	\$1,100,572	\$1,378,625	\$4,787,204	\$5,032,144	\$18,315,724
Kings	\$856,164	\$168,769	\$208,815	\$734,101	\$762,198	\$2,730,047
Los Angeles City	\$16,791,941	\$3,079,436	\$3,538,179	\$13,394,760	\$12,914,767	\$49,719,083
Los Angeles County	\$14,184,081	\$2,528,089	\$2,765,566	\$10,996,537	\$10,094,637	\$40,568,910
Pacific Gateway	\$1,770,550	\$330,857	\$376,044	\$1,439,141	\$1,372,603	\$5,289,195
Madera	\$835,174	\$156,841	\$199,622	\$682,217	\$728,645	\$2,602,499
Merced	\$2,029,941	\$350,848	\$468,861	\$1,526,099	\$1,711,399	\$6,087,148
Mother Lode	\$417,724	\$93,052	\$111,021	\$404,750	\$405,240	\$1,431,787
Monterey	\$2,288,215	\$414,723	\$701,751	\$1,803,937	\$2,561,473	\$7,770,099
Workforce Alliance of the North Bay	\$1,252,177	\$242,707	\$368,522	\$1,055,714	\$1,345,149	\$4,264,269
North Central Counties Consortium	\$1,293,034	\$240,635	\$347,917	\$1,046,700	\$1,269,939	\$4,198,225
NoRTEC	\$2,590,010	\$470,838	\$563,725	\$2,048,022	\$2,057,662	\$7,730,257
NOVA	\$1,805,468	\$329,952	\$865,311	\$1,435,207	\$3,158,487	\$7,594,425
Oakland City	\$1,262,220	\$247,604	\$389,245	\$1,077,015	\$1,420,791	\$4,396,875
Orange	\$4,310,600	\$747,410	\$1,458,968	\$3,251,039	\$5,325,402	\$15,093,419
Richmond City	\$290,414	\$58,861	\$88,050	\$256,029	\$321,394	\$1,014,748
Riverside	\$8,135,430	\$1,453,107	\$2,086,558	\$6,320,642	\$7,616,181	\$25,611,918
Sacramento	\$4,382,133	\$833,865	\$1,172,193	\$3,627,097	\$4,278,641	\$14,293,929
Santa Ana City	\$712,256	\$127,362	\$170,869	\$553,993	\$623,694	\$2,188,174
Santa Barbara	\$1,589,281	\$200,234	\$308,957	\$870,968	\$1,127,728	\$4,097,168
San Benito	\$271,546	\$49,052	\$81,508	\$213,364	\$297,513	\$912,983
San Bernardino	\$7,386,323	\$1,310,195	\$1,697,059	\$5,699,011	\$6,194,464	\$22,287,052
South Bay	\$2,028,769	\$391,949	\$512,381	\$1,704,876	\$1,870,249	\$6,508,224
Santa Cruz	\$1,348,804	\$184,895	\$309,961	\$804,248	\$1,131,394	\$3,779,302
San Diego	\$8,221,870	\$1,473,751	\$2,267,539	\$6,410,439	\$8,276,781	\$26,650,380
SELACO	\$1,626,691	\$300,107	\$350,892	\$1,305,387	\$1,280,798	\$4,863,875
San Francisco	\$2,022,156	\$385,001	\$718,539	\$1,674,657	\$2,622,752	\$7,423,105
San Joaquin	\$3,183,875	\$583,941	\$844,284	\$2,539,991	\$3,081,737	\$10,233,828
San Jose - Silicon Valley	\$2,781,363	\$463,562	\$952,884	\$2,016,373	\$3,478,137	\$9,692,319
San Luis Obispo	\$898,602	\$114,492	\$135,565	\$498,011	\$494,828	\$2,141,498
Solano	\$1,245,606	\$243,609	\$358,461	\$1,059,636	\$1,308,425	\$4,215,737
Sonoma	\$1,151,519	\$205,941	\$309,737	\$895,791	\$1,130,578	\$3,693,566
Stanislaus	\$2,398,443	\$442,577	\$647,225	\$1,925,094	\$2,362,446	\$7,775,785
Tulare	\$4,051,620	\$724,500	\$947,346	\$3,151,389	\$3,457,924	\$12,332,779
Verdugo	\$1,195,871	\$238,063	\$315,527	\$1,035,513	\$1,151,711	\$3,936,685
Ventura	\$2,090,070	\$348,309	\$637,454	\$1,515,056	\$2,326,780	\$6,917,669
Yolo	\$1,109,566	\$132,715	\$189,304	\$577,274	\$690,982	\$2,699,841
Total	\$132,843,801	\$23,780,707	\$33,448,593	\$103,439,949	\$122,091,275	\$415,604,325

**Workforce Innovation and Opportunity Act (WIOA) Funding
State Fiscal Year (SFY) 2026-27**

Funding Stream	Round 1	Share	Round 2	Share	Total
Youth Total	\$156,286,824		\$0		\$156,286,824
Formula	\$132,843,801	85%	\$0	85%	\$132,843,801
Governor's Discretionary	\$23,443,023	15%	\$0	15%	\$23,443,023
Adult Total	\$27,977,302		\$121,694,057		\$149,671,359
Formula	\$23,780,707	85%	\$103,439,949	85%	\$127,220,656
Governor's Discretionary	\$4,196,595	15%	\$18,254,108	15%	\$22,450,703
Dislocated Worker Total	\$55,747,654		\$203,485,457		\$259,233,111
Formula	\$33,448,593	60%	\$122,091,275	60%	\$155,539,868
Rapid Response	\$13,936,913	25%	\$50,871,364	25%	\$64,808,277
Governor's Discretionary	\$8,362,148	15%	\$30,522,818	15%	\$38,884,966
Total WIOA Funds	\$240,011,780		\$325,179,514		\$565,191,294
Formula	\$190,073,101		\$225,531,224		\$415,604,325
Rapid Response	\$13,936,913		\$50,871,364		\$64,808,277
Governor's Discretionary	\$36,001,766		\$48,776,926		\$84,778,692

* SFY 2026-27 WIOA Allotments based on TEGL 10-25 dated April 28, 2026. Governor's Discretionary based on 15% of California's WIOA allotment.

FRESNO REGIONAL WORKFORCE DEVELOPMENT BOARD

AGENDA ITEM:	4
MEETING DATE:	May 21, 2026
ACTION:	INFORMATION

2125 Kern Street, Suite 208 • Fresno, CA 93721 • (559) 490-7100 • Fax (559) 490-7199 • www.frwdb.net

TO: Youth Council

FROM: Rodney Casillas, Interim Young Adult Services Manager

SUBJECT: Young Adult Discretionary Grants Report

INFORMATION:

Competitive grant funding opportunities enable the Fresno Regional Workforce Development Board (FRWDB) to bring additional workforce development resources to Fresno and surrounding counties. Through various funding sources, these projects aim to establish pathways to employment in a variety of sectors and support the development of a resilient workforce.

Discretionary Grant Overview

Grant	Purpose	Grant End Date	Served to Date
Emergency Medical Services (EMS) Corps	Prepares young adults for careers in emergency medical services through training, certification, and wraparound support.	01/31/2027	43
Growth Opportunities	Prepare justice-involved youth and young adults for the world of work through education and training, paid work experience, mentorship, and leadership development.	08/31/2028	2
One Fresno Youth Job Corps Program (YJCP)	Provides supportive services needed for employment.	05/31/2026	95
Student Training and Employment Program (STEP) 3.0	Offers paid work experience and subsidized employment to help participants build skills and transition to unsubsidized jobs.	12/31/2026	12 (STEP Grant – total served 167)

FRESNO REGIONAL WORKFORCE DEVELOPMENT BOARD

AGENDA ITEM:	5
MEETING DATE:	May 21, 2026
ACTION:	RECOMMEND TO APPROVE

2125 Kern Street, Suite 208 • Fresno, CA 93721 • (559) 490-7100 • Fax (559) 490-7199 • www.frwdb.net

TO: Youth Council

FROM: Rodney Casillas, Interim Young Adult Services Manager

SUBJECT: One Fresno Youth Job Corps Program Navigator Contract Award

RECOMMENDATION:

Recommend that the Fresno Regional Workforce Development Board (FRWDB) approve a contract extension and additional funding to Equus Workforce Solutions (EWS) to continue providing services under the One Fresno Youth Job Corps Program (YJCP) from June 1, 2026, through December 31, 2026, in the amount of \$108,663.15. The current contract term with EWS ends May 31, 2026. With this extension, the total award allocation from the City of Fresno will increase to \$391,933.09, as outlined below.

REASON FOR RECOMMENDATION:

EWS is requesting a contract extension of the YJCP program through December 2026, to ensure continuity of services, maximize participant outcomes, and fully achieve the program’s intended impact. This extension will allow EWS to serve additional youth while providing currently enrolled participants with the time and support needed as they complete internships, transition into employment, and sustain long term success.

EWS has demonstrated the ability to deliver effective services, and extending the timeline will maximize impact. Due to the longer performance period, additional funding is required to sustain operations under the current cost allocation structure.

FRWDB staff recommends approval of the contract extension to December 31, 2026, and the additional funding allocation to ensure continuity of services, support participant completion, and achieve the intended program outcomes.

	Amount
Equus Workforce Solutions (YJCP)	\$108,663.15

FISCAL IMPACT:

Approval of this item will allocate an additional \$108,663.15 for the YJCP funding for the period of June 1, 2026, through December 31, 2026.

FRESNO REGIONAL WORKFORCE DEVELOPMENT BOARD

AGENDA ITEM:	6A
MEETING DATE:	May 21, 2026
ACTION:	RECOMMEND TO ACCEPT

2125 Kern Street, Suite 208 • Fresno, CA 93721 • (559) 490-7100 • Fax (559) 490-7199 • www.frwdb.net

TO: Youth Council
FROM: Veronica McAlister, Associate Deputy Director
SUBJECT: Young Adult Satisfaction Report

RECOMMENDATION:

Recommend that the Fresno Regional Workforce Development Board (FRWDB) accept the Young Adult Program Satisfaction Report for the Third Quarter of Program Year (PY) 2025-2026.

REASON FOR RECOMMENDATION:

The FRWDB Joint Powers Agreement states, in part, that FRWDB staff shall fulfill administrative responsibilities as set forth in the Workforce Innovation and Opportunity Act (WIOA). These responsibilities include administering programs as described in the WIOA, developing budget plans, and carrying out additional administrative duties such as assessing performance and evaluating the benefit, productivity, and impact of all programs funded under the WIOA, as amended or superseded. FRWDB staff are also responsible for submitting progress reports to the appropriate governing bodies.

As part of these responsibilities, FRWDB staff have implemented the Young Adult Program Satisfaction process and data collection system. Subcontracted service providers submit youth satisfaction data to FRWDB staff on a monthly basis. The data is then aggregated, analyzed, and reviewed quarterly, and the findings are presented to this Council for review.

The Third Quarter Young Adult Satisfaction Survey Report for PY 2025–2026 is attached for your review.

FRWDB staff continue to collaborate with service providers to improve processes that enhance young adult participant satisfaction. These improvements are based on data collected through satisfaction surveys, monitoring reviews, complaints, and monthly operations meetings between providers and FRWDB staff.

ATTACHMENT:

2025-2026 Quarter 3 Customer Satisfaction Survey



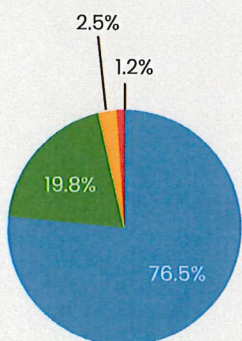
2025-2026 QUARTER 3 CUSTOMER SATISFACTION SURVEY

Young Adult Program Exit Survey

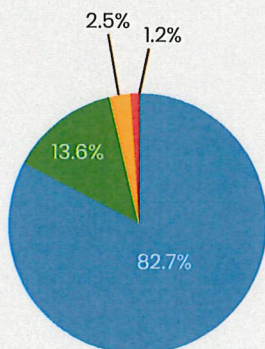
SURVEY QUESTIONS:



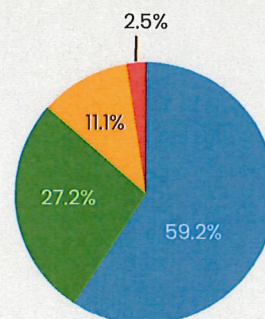
The Young Adult Program was helpful to me.



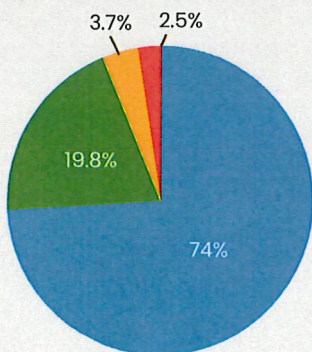
Staff was helpful during my time in the program.



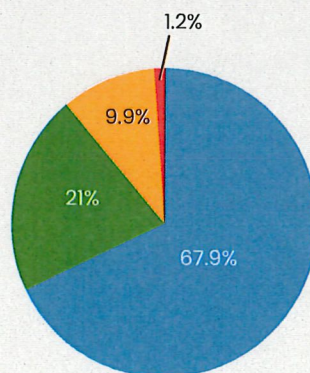
The assessments/tests helped me identify my career or educational interests?



The Young Adult Program provided me with the skills I needed to continue my education and/or get and keep a job.



The Young Adult Program helped me figure out what I want to do.



Total Participants Closed: 361
Total Participant Responses : 81

In School Youth: 57
Out of School Youth: 304

COMMENTS:

"I was very grateful and [happy] that Andy helped me out as well as the others here[.] I am happy and grateful for all your help and what you have to offer us."

"I really enjoyed the workshop. Melissa and Monisha worked fast at starting my work experience and they even got me a uniform. I'm now working and really like my job. "

FRESNO REGIONAL WORKFORCE DEVELOPMENT BOARD

AGENDA ITEM:	6B
MEETING DATE:	May 21, 2026
ACTION:	RECOMMEND TO ACCEPT

2125 Kern Street, Suite 208 • Fresno, CA 93721 • (559) 490-7100 • Fax (559) 490-7199 • www.frwdb.net

TO: Youth Council
FROM: Rebecca Moncivais, Monitoring Manager
SUBJECT: Young Adult Providers of Services' Monitoring Report

RECOMMENDATION:

Recommend that the Fresno Regional Workforce Development Board (FRWDB) accept the following Young Adult Providers of Services' Monitoring Report for the Third Quarter of Program Year 2025-2026.

REASON FOR RECOMMENDATION:

FRWDB staff conducts monitoring of all contracts to ensure compliance with federal, state, and local regulations and policies specific to programmatic and fiscal systems under the authority of Workforce Innovation and Opportunity Act, Sections 183(a) and 184(a)(4).

The attached table is an overview of the fiscal and program monitoring during the period of January 1, 2026, through March 31, 2026.

ATTACHMENT:

Young Adult Providers of Services' Monitoring Report – Third Quarter, Program Year 2025-2026

**Young Adult Providers of Services' Monitoring Report
Third Quarter, Program Year 2025-2026**

Fiscal Monitoring:

Fiscal monitoring of the following sub-recipients was **completed** during the Third Quarter of Program Year (PY) 2025-2026:

Sub-Recipient	Grant	Results
Equus Workforce Solutions PY 2025-2026, Initial Fiscal Review (November 2025)	Urban West Youth Services	No Findings

Fiscal monitoring of the following sub-recipients was **in process** during the Third Quarter of PY 2025-2026:

Sub-Recipient	Grant	Results
Fresno Economic Opportunities Commission PY 2025-2026, Initial Fiscal Review (November 2025)	Urban East Youth Services	Review in process
America Works of California, Inc. PY 2025-2026, Initial Fiscal Review (November 2025)	Rural West Youth Services	Review in process
Proteus, Inc. PY 2025-2026, Initial Fiscal Review (December 2025)	Rural East Youth Services	Review in process

**Young Adult Providers of Services' Monitoring Report
Third Quarter, Program Year 2025-2026**

Program Monitoring:

*Programmatic monitoring of the following sub-recipients was **completed** during the Third Quarter of Program Year (PY) 2025-2026:*

NONE

*Programmatic monitoring of the following sub-recipients was **in process** during the Third Quarter of PY 2025-2026:*

Sub-Recipient	Grant	Results
Fresno Economic Opportunities Commission PY 2025-2026 (November 2025)	Urban East Youth Services	Review in process
America Works of California, Inc. PY 2025-2026 (February 2026)	Rural West Youth Services	Review in process
Proteus, Inc. PY 2025-2026 (March 2026)	Rural East Youth Services	Review in process

**FRESNO REGIONAL
WORKFORCE DEVELOPMENT BOARD**

AGENDA ITEM:	6C
MEETING DATE:	May 21, 2026
ACTION:	RECOMMEND TO ACCEPT

2125 Kern Street, Suite 208 • Fresno, CA 93721 • (559) 490-7100 • Fax (559) 490-7199 • www.frwdb.net

TO: Youth Council
FROM: Rodney Casillas, Interim Young Adult Services Manager
SUBJECT: Local Performance Results Report

RECOMMENDATION:

Recommend that the Fresno Regional Workforce Development Board (FRWDB) accept the attached Young Adult Program Providers of Services Local Performance Results Reports for the Third Quarter of Program Year (PY) 2025-2026.

REASON FOR RECOMMENDATION:

The FRWDB Joint Powers Agreement states, in part, that FRWDB staff shall fulfill administrative responsibilities as set forth in the Workforce Innovation and Opportunity Act (WIOA), including the administering of programs as described in the WIOA, as well as developing budgets and administrative plans. Additional administrative responsibilities shall include assessing the performance and evaluating the benefit, productivity, and impact of all programs funded under the WIOA, as amended or superseded, and submitting progress reports. FRWDB staff will submit both upon request and no less than every quarter.

The attached worksheets provide local performance results for each of the Young Adult Provider of Services for the Third Quarter of PY 2025-2026.

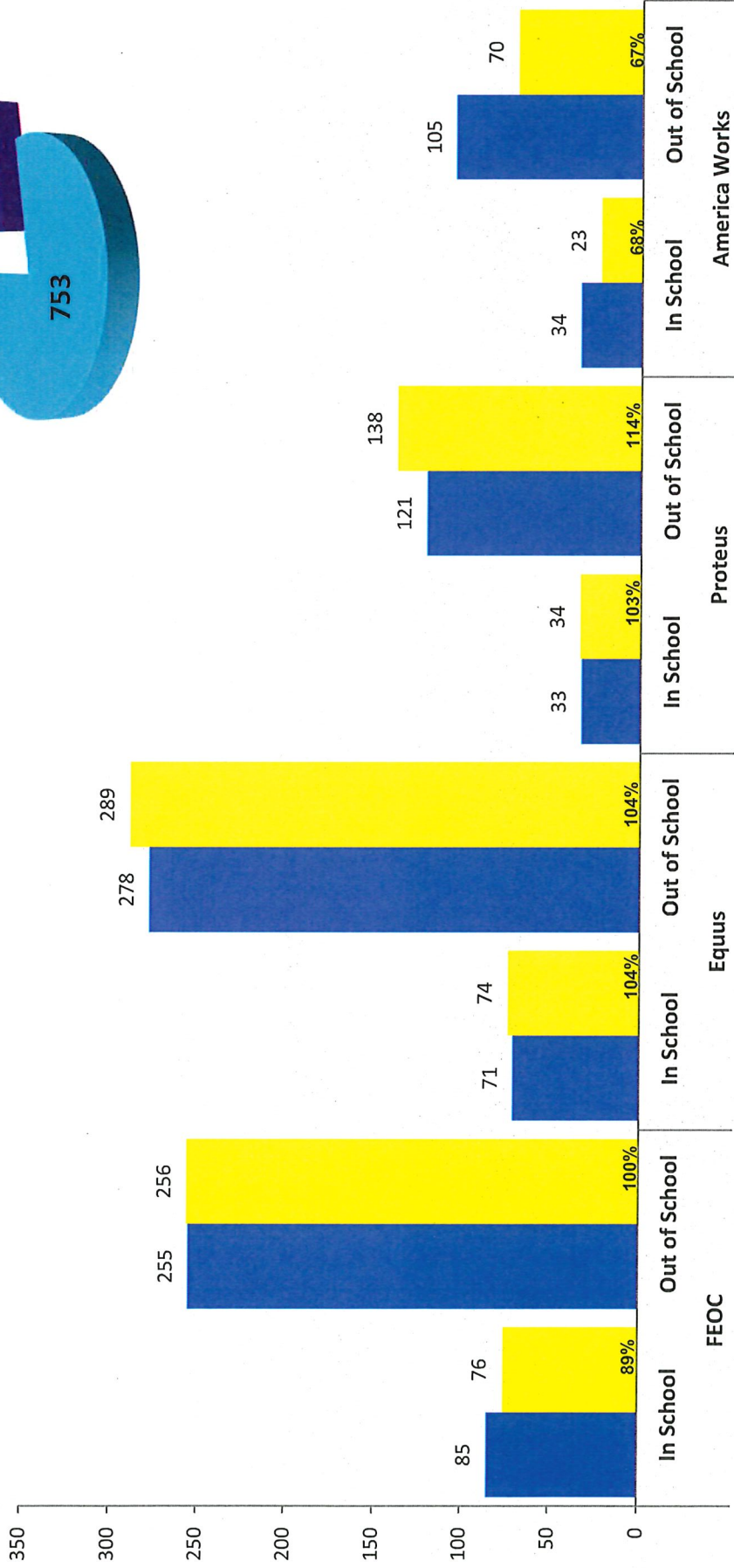

ATTACHMENT:

Young Adult Services Year-to-Date Local Performance Results – Third Quarter of Program Year 2025-2026

FEOC - Fresno Economic Opportunities Commission
 Equus - Equus Workforce Solutions
 Proteus - Proteus, Inc.
 America Works - America Works of California

Youth Served

Total Served- 960

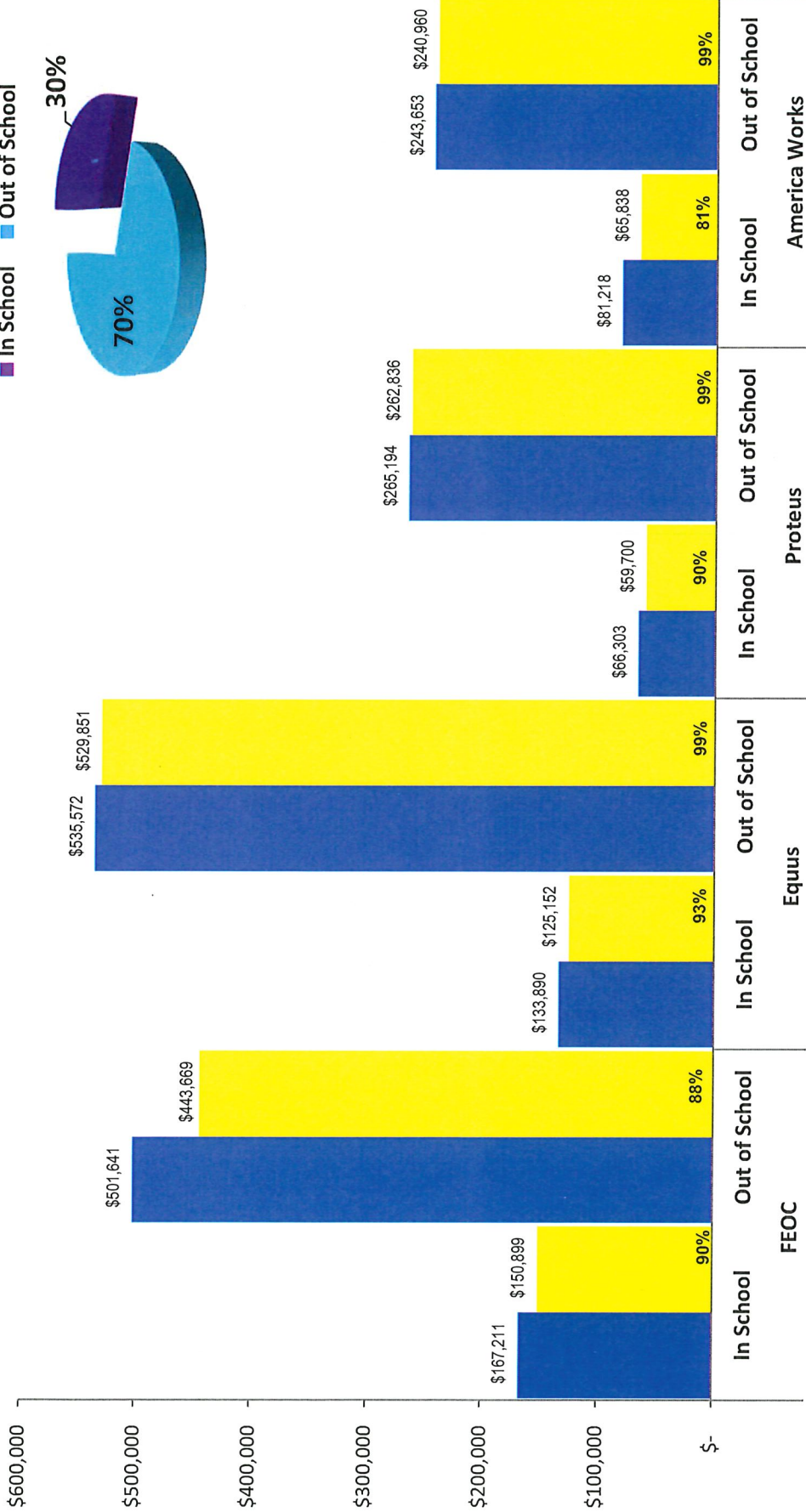


Note: Number served goal is 95%

Youth Expenditures

Total Expenditures

■ In School ■ Out of School



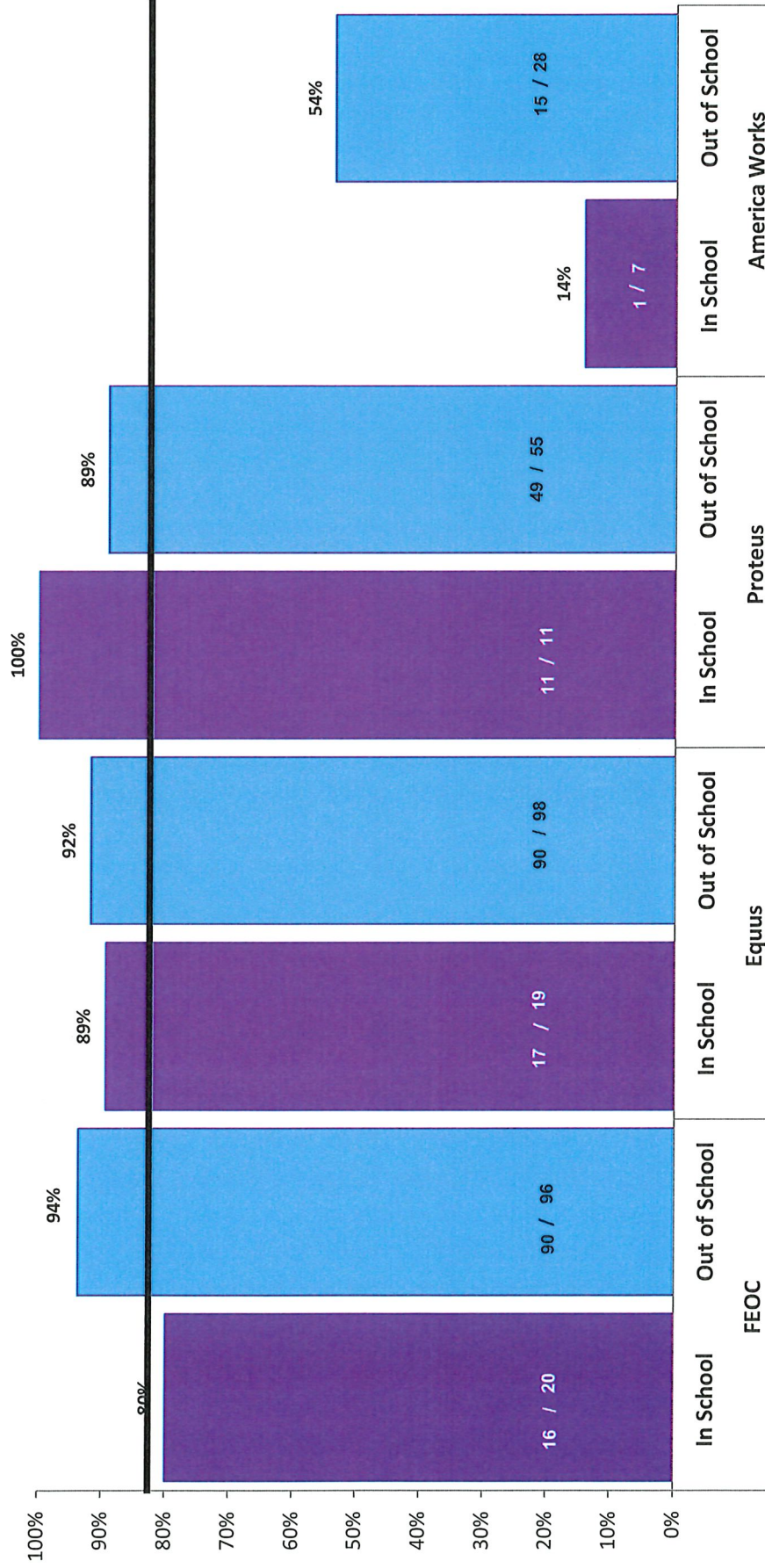
Note: WIOA mandates a minimum of 75% Out-of-School Expenditures and a maximum of 25% In-school Expenditures. The expenditures goal range is 95% to 100%.

■ Plan ■ Actual

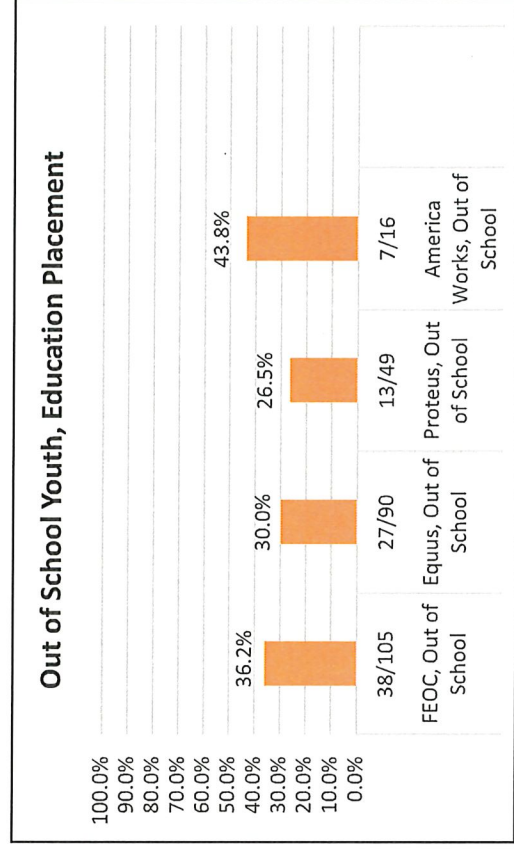
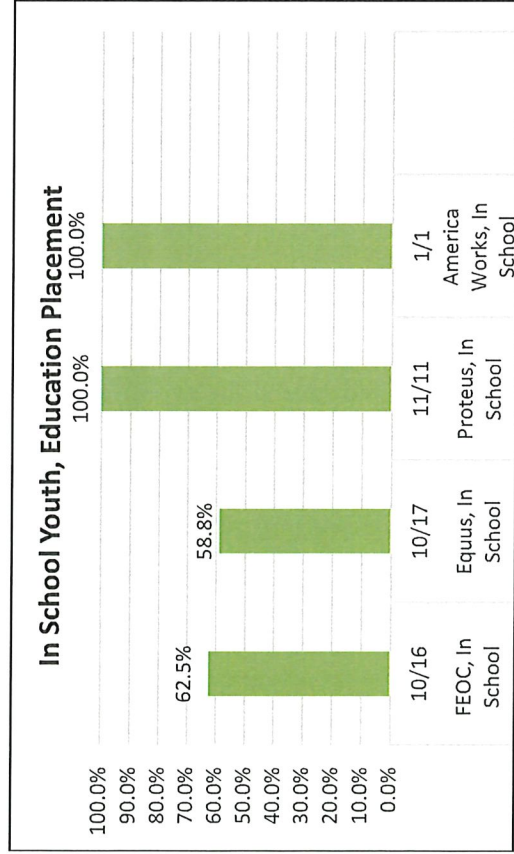
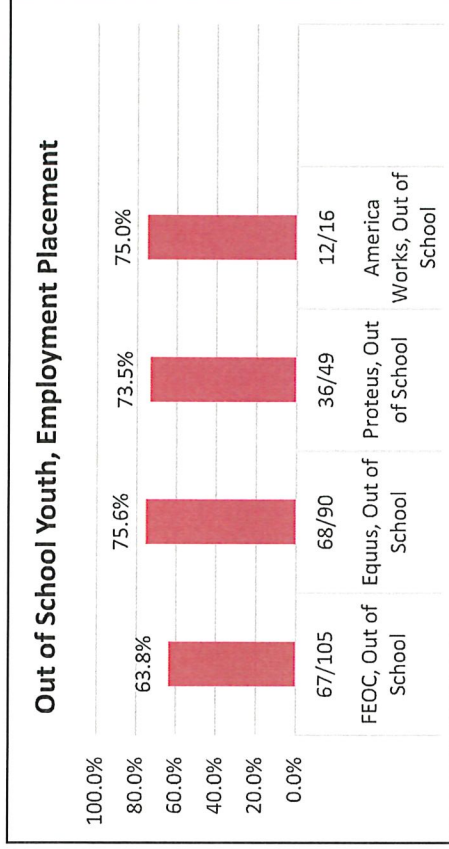
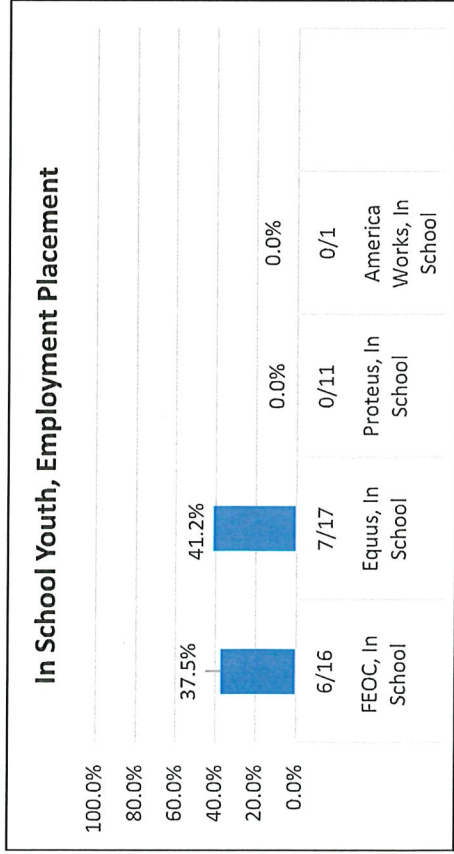
Youth Placement in Employment or Education

Goals

Placement 82.0%



■ In School ■ Out of School

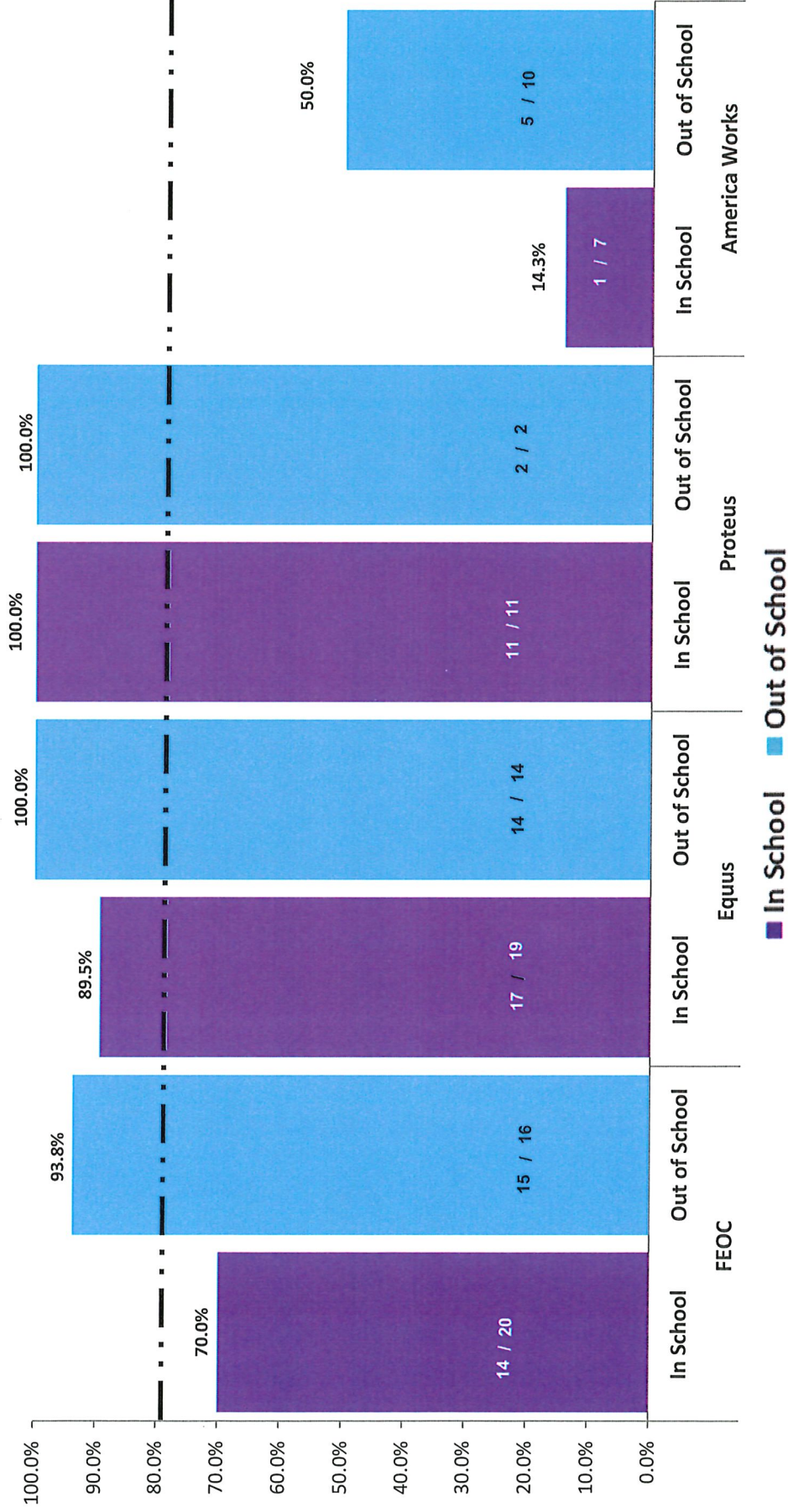


Youth

Certificate of Attainment

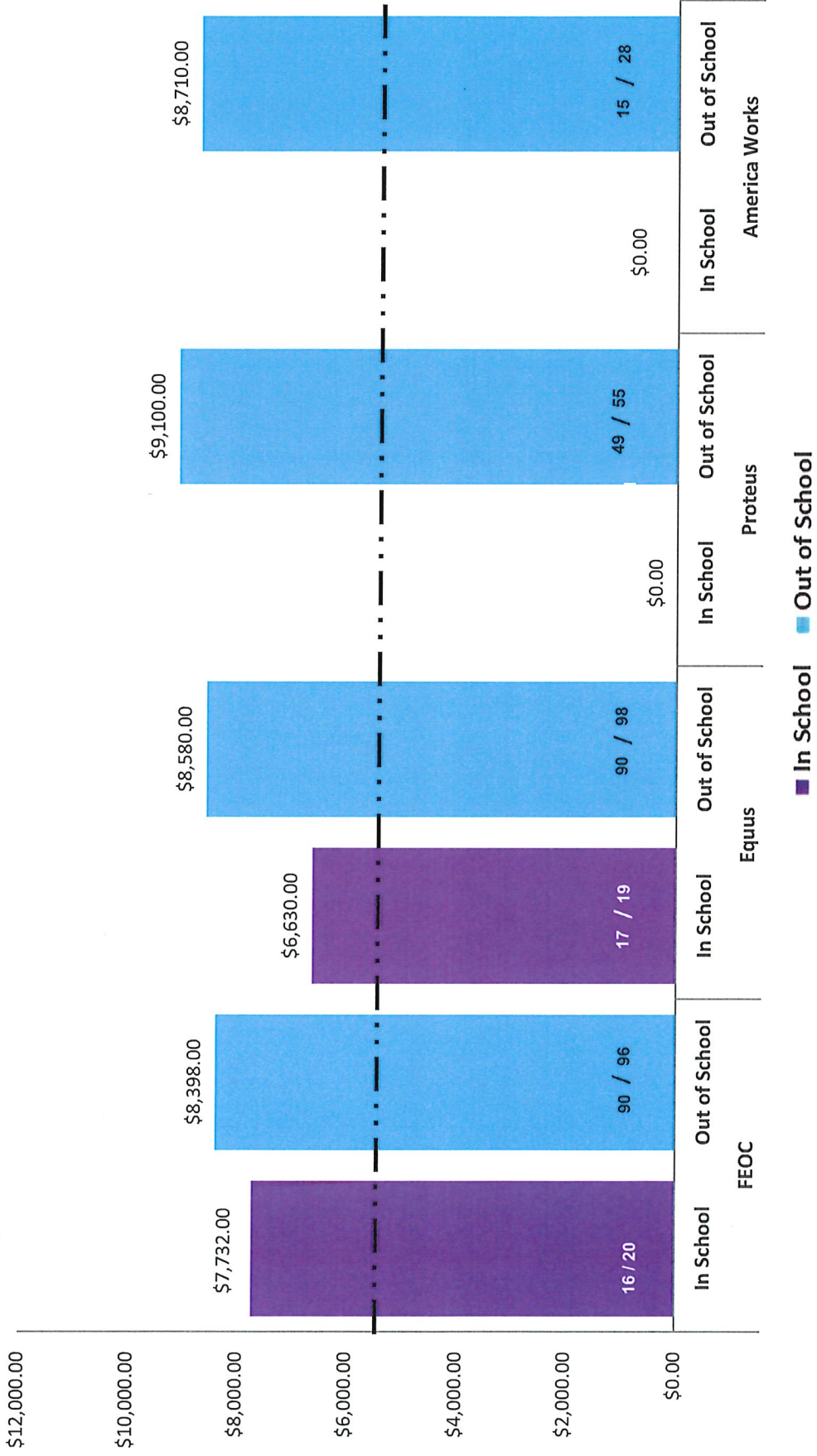
Goals

Certificate of Attainment 79.0%



Youth Median Wage


Median Wage is \$5,500.00



Youth

Measurable Skills Gain (MSG)

Goals
Measurable Skills Gain 79.0%



Note: MSG Includes In-School & Out of School Youth

**FRESNO REGIONAL
WORKFORCE DEVELOPMENT BOARD**

AGENDA ITEM:	7
MEETING DATE:	May 21, 2026
ACTION:	INFORMATION

2125 Kern Street, Suite 208 • Fresno, CA 93721 • (559) 490-7100 • Fax (559) 490-7199 • www.frwdb.net

TO: Youth Council
FROM: Phyllis Stogbauer, Senior Deputy Director
SUBJECT: Young Adult Demographics Report

INFORMATION:

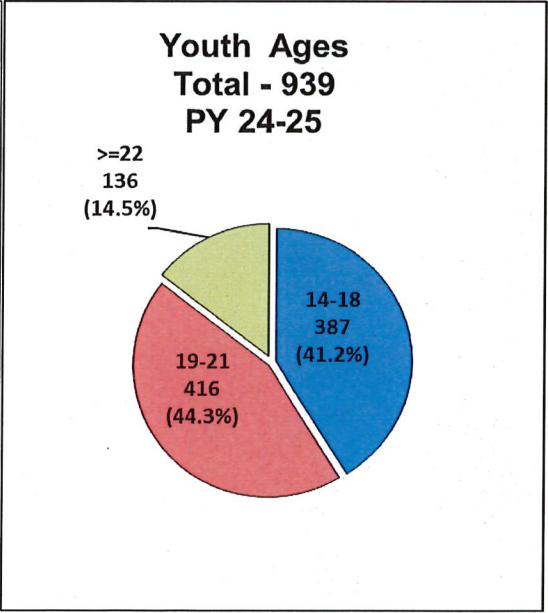
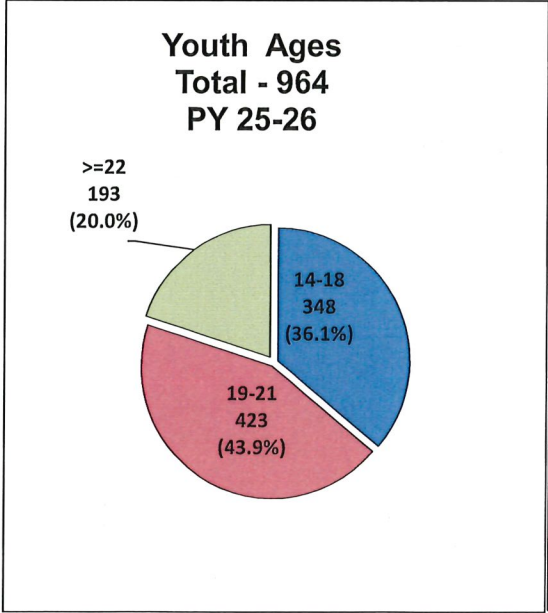
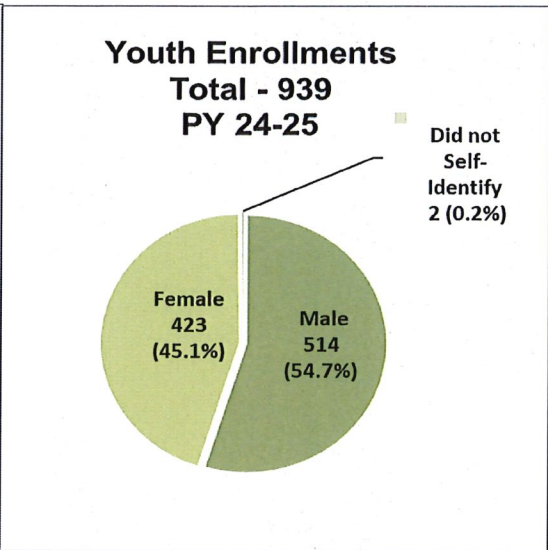
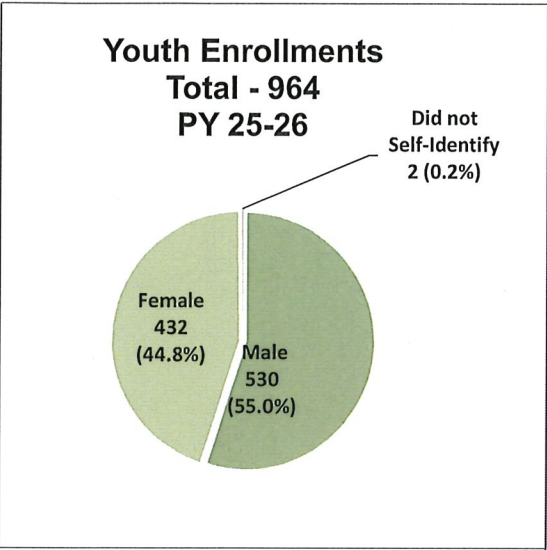
Per the Youth Council's direction, Fresno Regional Workforce Development Board (FRWDB) staff provides cumulative quarterly reports on various demographic data for FRWDB's young adult enrollments. Attached are the reports for the Third Quarter of Program Year 2025–2026.

ATTACHMENT:

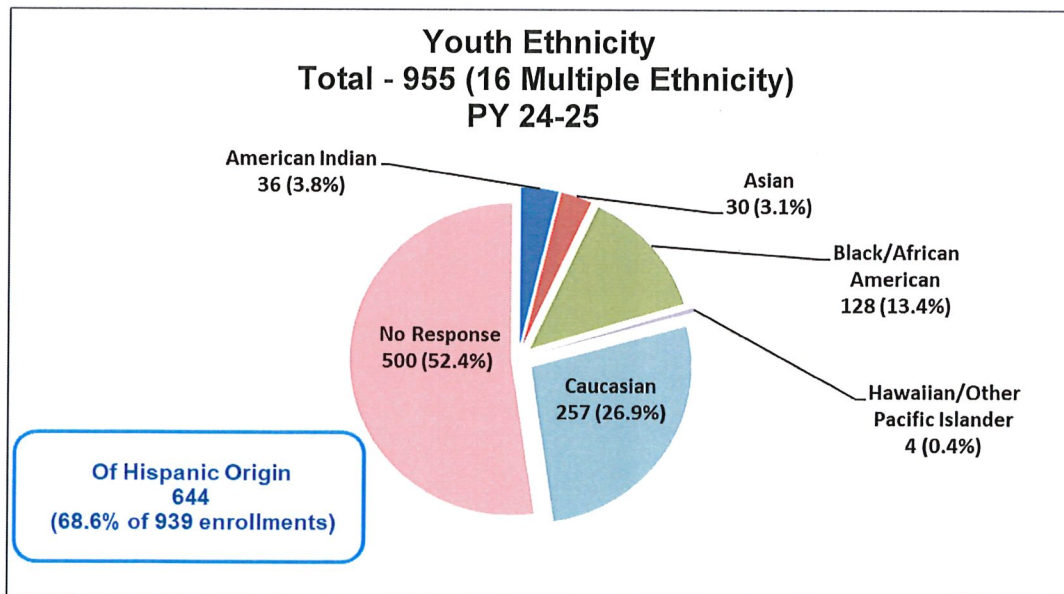
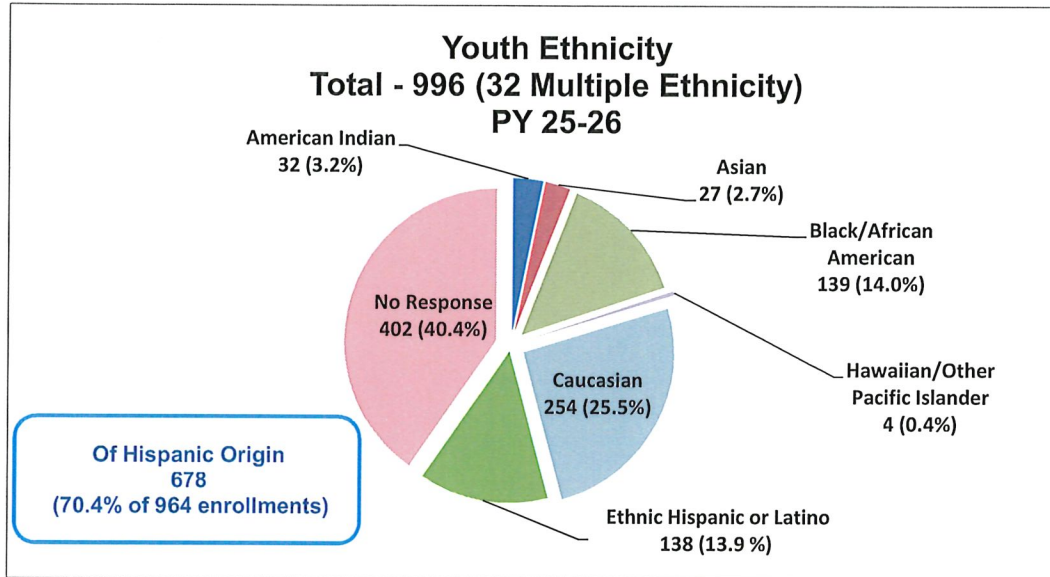
Young Adult Demographics – Third Quarter, Program Year 2025–2026



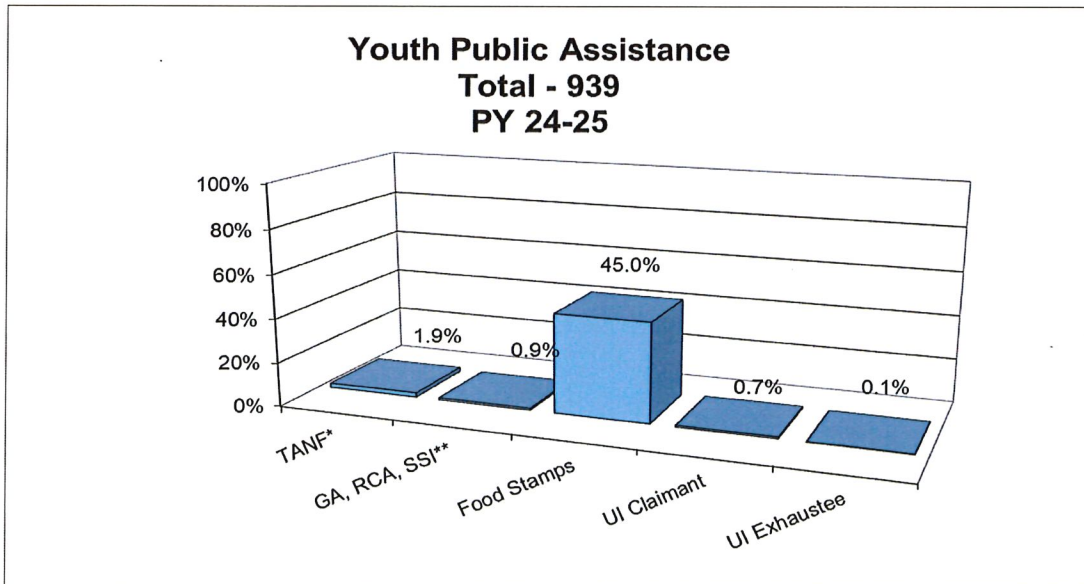
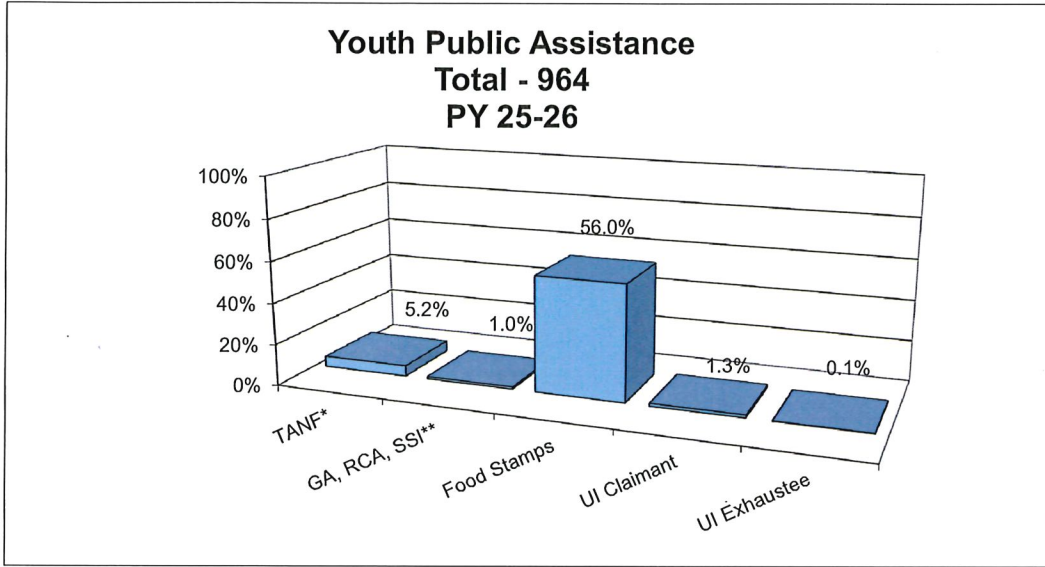
Young Adult Demographics Third Quarter, Program Year 2025-2026



Young Adult Demographics Third Quarter, Program Year 2025-2026



Young Adult Demographics Third Quarter, Program Year 2025-2026

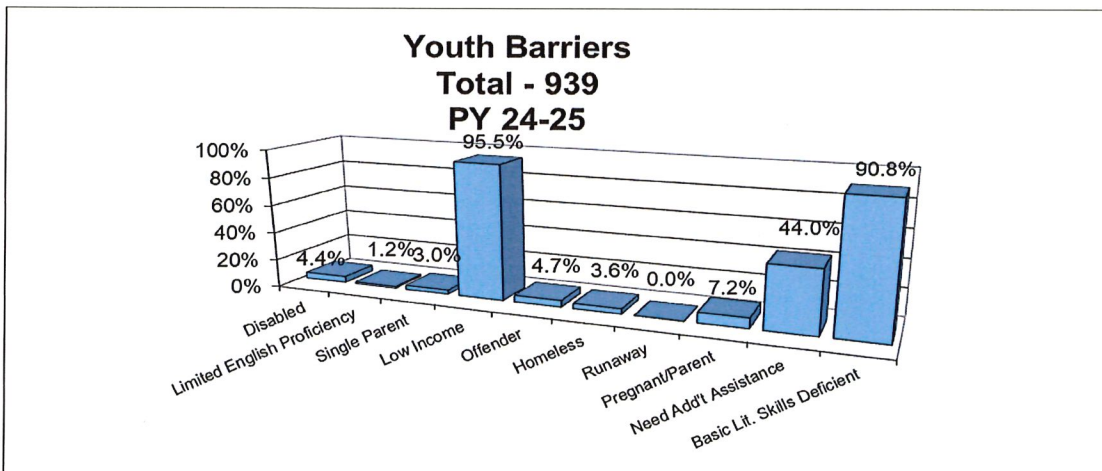
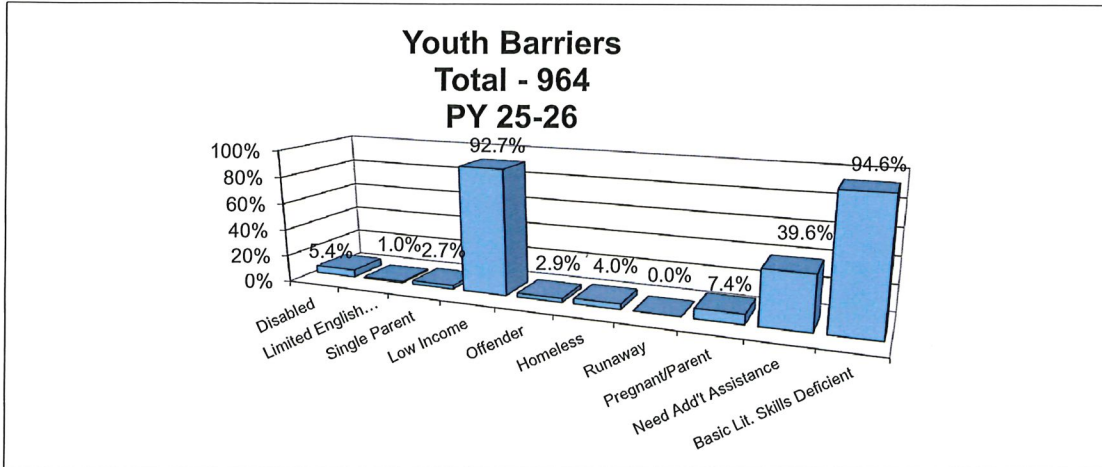


TANF - Temporary Assistance for Needy Families

GA - General Assistance, RCA - Refugee Cash Assistance, SSI - Supplemental Security Income

UI - Unemployment Insurance

Young Adult Demographics Third Quarter, Program Year 2025-2026



Additional Assistance Barriers

1. Is at risk of dropping out of school
2. Gang Involved
3. Has experienced recent traumatic events, is a victim of abuse, or resides in an abusive environment
4. Has completed a substance abuse program
5. Poor Employment History (Older Youth ONLY)
6. Family Barriers (any one of the following):
 - a. Has a family history of long term unemployment;
 - b. During the past two years, parents/guardians have been unable to find and maintain full time stable employment;
 - c. Has a family history of long-term public assistance
7. Resides in a non-traditional family setting (any one of the following):
 - a. Being raised in a single parent household, without access to the financial and parenting support of another adult in the home;
 - b. Being raised by a guardian, relative or non-parent responsible for youth's care;
 - c. Parent is currently in jail or in prison or has been in jail or in prison for six months of the past two years

Young Adult Demographics Third Quarter, Program Year 2025-2026

